

Economical General Purpose Incubator

Natural Convection

IC Series

Operating temp. range	Room temp. +5°C~80°C	Temp. distribution accuracy	±1.0°C (at 37°C)	Internal capacity	37L (IC103C/113C)	97L (IC403C/413C)	159L (IC603C/613C)	318L (IC803C/813C)	567L (IC903C/913C)
-----------------------	----------------------	-----------------------------	------------------	-------------------	-------------------	-------------------	--------------------	--------------------	--------------------

Benchtop, compact design incubators (IC103C/113C) General purpose incubators (IC403C/413C/603C/613C/803C/813C/903C/913C)

- Space saving
- All models come with either an observation window (W) for improved visibility or solid door
- Dual door system permits contents to be viewed easily without disrupting atmosphere of the incubator (except IC-100 series)
- Control panel of IC103C/113C located at a higher position for easy access
- Easy to use digital setting display and timer
- Air jacket technology ensures even and efficient heat distribution throughout the chamber
- Standard equipped with various functions such as self-diagnostic, calibration off-set, overheat prevention and key lock
- Models 400 to 900 have an option for communication port (R)



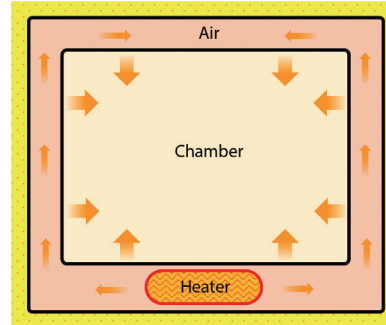
Specifications

Model	IC103C IC113C	IC403C IC413C	IC603C IC613C	IC803C IC813C	IC903C IC913C
System	Natural convection				
Operating temperature range	Room temp. +5~80°C				
Temp. control accuracy	±0.5°C (at 37°C)				
Temperature distribution accuracy	±1.0°C				
Interior material	Stainless steel				
Exterior material	Cold rolled steel plate with melamine resin baking finish				
Heat insulator	Glass fiber				
Heater	Stainless steel heating pipe 0.2kW	Iron-chrome wire heater 0.3kW	0.4kW	0.7kW	2.2kW
Temperature controller	PID control by microprocessor				
Temperature setting system	Operation menu key and digital setting by ▲/▼ keys, digital display				
Temperature display	Measurement temperature: Digital display by 4 digit green LED Setting temperature: Digital display by 4 digit red LED				
Timer	1 min. ~ 99 hrs 59 mins. and 100~999 hrs 50 mins (including timer waiting function)				
Operation function	Fixed temperature, Auto start, Auto stop, Quick Auto stop				
Additional function	Calibration off-set, Key-lock, Power outage compensation				
Safety device	Self diagnostic functions, temp. sensor error, display error, measurement temp. error, auto overheat prevention				
Heater control circuit	SSR drive system				
Sensor	K-thermocouple				
Internal dimensions (WxDxHmm)	350 x 300 x 360	450 x 480 x 450	600 x 530 x 500	600 x 530 x 1000	1070 x 530 x 1000
External dimensions (WxDxHmm)	430 x 397 x 606	560 x 606 x 820	710 x 656 x 870	710 x 656 x 1619	1180 x 656 x 1619
Internal capacity	37L	97L	159L	318L	567L
Inner door	None	Reinforced glass door x 1		Reinforced glass door x 2	
Shelf load capacity	~15 kg/pc.				
Shelf rest step number	8 steps	9 steps	12 steps	29 steps	29 steps x 2
Power supply (50/60 Hz)	AC115V 1.8A with plug AC220V 1A no plug, round terminal	AC115V 4.5A with plug AC220V 2A no plug, round terminal	AC115V 6A with plug AC220V 2.5A no plug, round terminal	AC115V 10A with plug AC220V 4.5A no plug, round terminal	AC115V 13A with plug AC220V 6.5A no plug, round terminal
Weight	~17 kg	~45 kg	~65 kg	~102 kg	~166kg
Shelf / shelf brackets	Stainless steel 2 pcs. / 4pcs.			4 pcs. / 8pcs. 8 pcs. / 16pcs.	
Optional items	Stand, Stacking kit, Additional shelf, Cable hole (25/50mm or 30/50mm), External communication terminal (RS485), Temp. output terminal, Time-up output terminal for alarm device				



Method

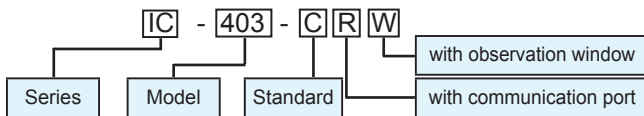
[Front view]



Control Panel



Model Guide



Examples:

- IC-103C: Standard model
- IC-403CR: Standard model with communication port
- IC-603CW: Standard model with observation window
- IC-803CRW: Standard model with communication port and observation window

Observation Window



Interior (IC613C)



Shelf & Bracket Set



Exhaust Ports



Optional items

Description	Product code
Stand for up to 600 models (ON61)	211856
Shelf and bracket set for IC100 models	42110501001
Shelf and bracket set for IC400 models	212246
Shelf and bracket set for IC600 and 800 models	212266
Metal stacking kit for IC400 models (OD40)	212822
Metal stacking kit for IC600 models (OD60)	212823
Cable port ϕ 25mm	281121
Cable port ϕ 50mm	281122
Temperature output terminal (4~20mA) for ODK12	281123
Time-up output terminal for ODK14	281124

Dimensions (mm)



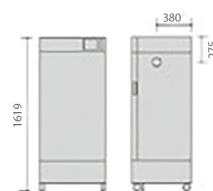
IC103C/113C



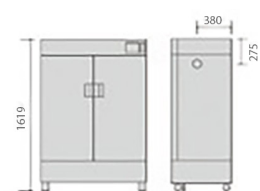
IC403C/413C



IC603C/613C



IC803C/813C



IC903C/913C