

# Economical Incubator (Natural Convection)

## IC103C/113C/403C/413C/603C/613C/803C/813C/903C/913C

Operating temp. range

Room temp. +5°C~80°C

Temp. distribution accuracy

±1.0°C (at 37°C)

Internal capacity

37L

IC103C/113C

97L

IC403C/413C

159L

IC603C/613C

318L

IC803C/813C

567L

IC903C/913C

### Benchtop, compact design incubators (IC103C)

### General purpose incubators (IC403C/603C/803C/903C)

- Space saving
- All models come with either an observation window (W) for improved visibility or solid door.
- Dual door system permits contents to be viewed easily without disrupting atmosphere of the incubator (except IC-100 series)
- Control panel of IC103C/113C located at a higher position for easy access.
- Easy to use digital setting display and timer
- Air jacket technology ensures even and efficient heat distribution throughout the chamber.
- Standard equipped with various functions such as self-diagnostic, calibration off-set, overheat prevention and key lock.
- Models 400 to 900 have an option for communication port (R)



37L  
IC113C

97L  
IC413C

159L  
IC613C

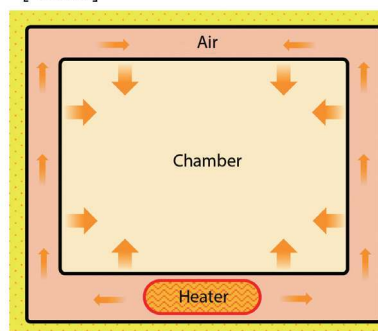
### Specifications

Model	IC103C IC113C	IC403C IC413C	IC603C IC613C	IC803C IC813C	IC903C IC913C
System	Natural convection				
Operating temperature range	Room temp. +5~80°C				
Temp. control accuracy	±0.5°C (at 37°C)				
Temperature distribution accuracy	±1.0°C				
Interior material	Stainless steel				
Exterior material	Cold rolled steel plate with melamine resin baking finish				
Heat insulator	Glass fiber				
Heater	Stainless steel heating pipe	Iron-chrome wire heater			
	0.2kW	0.3kW	0.4kW	0.7kW	2.2kW
Temperature controller	PID control by microprocessor				
Temperature setting system	Operation menu key and digital setting by ▲/▼ keys, digital display				
Temperature display	Measurement temperature: Digital display by 4 digit green LED Setting temperature: Digital display by 4 digit red LED				
Timer	1 min. ~ 99 hrs 59 mins. and 100~999 hrs 50 mins (Including timer waiting function)				
Operation function	Fixed temperature, Auto start, Auto stop, Quick Auto stop				
Additional functions	Calibration off-set, Key-lock, Power outage compensation				
Safety device	Self diagnostic functions, Temp. sensor error, Display error, Measurement temp. error, Auto overheat prevention				
Heater control circuit	SSR drive system				
Sensor	K-thermocouple				
Internal dimensions (W×D×Hmm)	350×300×360	450×480×450	600×530×500	600×530×1000	1070×530×1000
External dimensions (W×D×Hmm)	430×397×606	560×606×820	710×656×870	710×656×1619	1180×656×1619
Internal capacity	37L	97L	159L	318L	567L
Inner door	None	Reinforced glass door x 1		Reinforced glass door x 2	
Shelf load capacity	Approx. 15 kg/pc.				
Shelf rest step number	8 steps	9 steps	12 steps	29 steps	29 steps×2
Power supply (50/60 Hz)	AC115V 1.8A AC220V 1A	AC115V 4.5A AC220V 2A	AC115V 6A AC220V 2.5A	AC115V 10A AC220V 3.5A	AC115V 13A AC220V 6.5A
Weight	Approx. 17 kg	Approx. 45 kg	Approx. 65 kg	Approx. 102 kg	Approx. 166kg
Shelf / shelf brackets	Stainless steel				
	2 pcs. / 4pcs.			4 pcs. / 8pcs.	8 pcs. / 16pcs.
Optional items	Stand, Stacking kit, Additional shelf, Cable hole (25/50mm or 30/50mm), External communication terminal (RS485), Temp. output terminal, Time-up output terminal for alarm device				



## Method

[Front view]



## Control Panel



## Observation Window



## Interior (IC613C)



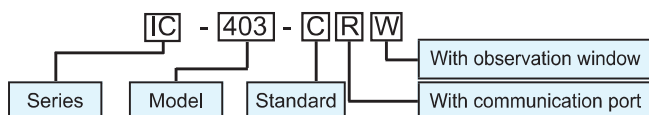
## Shelf & Bracket Set



## Exhaust Ports



## Model Guide



### Examples:

IC-103C: Standard model

IC-403CR: Standard model with communication port

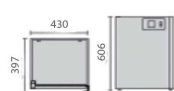
IC-603CW: Standard model with observation window

IC-803CRW: Standard model with communication port and observation window

## Optional items

Description	Product code
Stand for up to 600 models (ON61)	211856
Shelf and bracket set for IC100 models	42110501001
Shelf and bracket set for IC400 models	212246
Shelf and bracket set for IC600 and 800 models	212266
Metal stacking kit for IC400 models (OD40)	212822
Metal stacking kit for IC600 models (OD60)	212823
Cable port ø25mm	281121
Cable port ø50mm	281122
Temperature output terminal (4~20mA) for ODK12	281123
Time-up output terminal for ODK14	281124

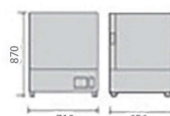
## Dimensions (mm)



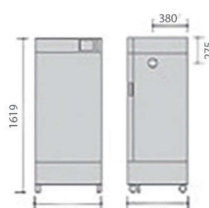
IC103C/113C



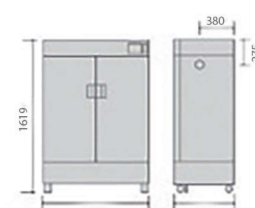
IC403C/413C



IC603C/613C



IC803C/813C



IC903C/913C