

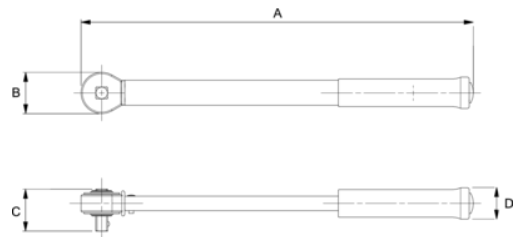


1502MRMHW
3/8 Drive, 20-150 In. Lb. Micro-Adjustable Torque Wrench - Metal Handle










PRODUCT DETAILS

- Dual scale, calibrated clockwise only
- Positive lock with spring loaded pull down lock ring
- Fast, accurate and easy to set
- Easy-to-read laser marked scales
- 1/4", 3/8", 1/2" drive feature quick release buttons which provide good socket retention as well as easy socket retention
- Accuracy: $\pm 3\%$ CW of indicated value, CW from 20% to 100% of full scale
- Meets or exceeds ASME standards, ISO 6789 standards
- Individually serialized with matching certificate of calibration traceable to N.I.S.T



PRODUCT ATTRIBUTES

Product: **1502MRMHW**

	5 ozf.in		0.12 lbf.in		20–150 lbf.in
 lbf·ft		 N·m	2.8-15.3 N·m		0.85 lb
	3/8 in	A	9.8 in	B	0.856 in
C	0.600 in	D	1.06 in	