

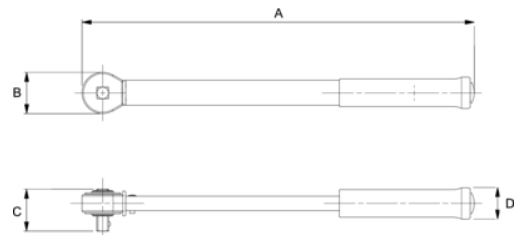


1002MFRMHW
3/8 Drive, 10-100 Ft. Lb. Micro-Adjustable Torque Wrench Metal Handle











PRODUCT DETAILS

- Dual scale, calibrated clockwise only
- Positive lock with spring loaded pull down lock ring
- Fast, accurate and easy to set
- Easy-to-read laser marked scales
- 1/4", 3/8", 1/2" drive feature quick release buttons which provide good socket retention as well as easy socket retention
- Accuracy: $\pm 3\%$ CW of indicated value, CW from 20% to 100% of full scale
- Meets or exceeds ASME standards, ISO 6789 standards
- Individually serialized with matching certificate of calibration traceable to N.I.S.T



PRODUCT ATTRIBUTES

Product: **1002MFRMHW**

| | | | | | |
|--|---------------|---|------------|---|----------|
|  | 0.5 ozf.in |  | 0.7 lbf.in |  | |
|  lbf·ft | 10-100 lbf·ft |  N·m | 4.5-22 N·m |  | 2.55 lb |
|  | 3/8 in | A | 15.6 in | B | 1.145 in |
| C | 0.714 in | D | 1.4 in |  | |