

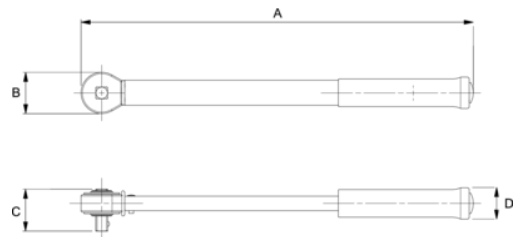


10005MFRMHW
1 Drive, 200-1000 Ft. Lb. Micro-Adjustable Torque Wrench Metal Handle










PRODUCT DETAILS

- Dual scale, calibrated clockwise only
- Positive lock with spring loaded pull down lock ring
- Fast, accurate and easy to set
- Easy-to-read laser marked scales
- 1/4", 3/8", 1/2" drive feature quick release buttons which provide good socket retention as well as easy socket retention
- Accuracy: $\pm 3\%$ CW of indicated value, CW from 20% to 100% of full scale
- Meets or exceeds ASME standards, ISO 6789 standards
- Individually serialized with matching certificate of calibration traceable to N.I.S.T



PRODUCT ATTRIBUTES

Product: **10005MFRMHW**

	5 ozf.in		6.8 lbf.in		
 lbf·ft	200-1.000 lbf·ft	 N·m	305-1.322 N·m		25.1 lb
	1 in	A	70.2 in	B	3.12 in
C	2.84 in	D	1.5 in	