

ROLLER CABINETS



Full-length aluminium drawer pulls.

I27M5



Ball-bearing drawer slides.



Heavy-duty side handle.



5 x 2" casters with 175 lb weight capacity per caster.

I27M3



Friction Drawer Rails.



Large push handle for easy mobility.



5 x 2" casters with 175 lb weight capacity per caster.

Sheet steel gauge in roller cabinet:
-Frame: 19 gauge.
-Drawers: 20 gauge.

Sheet steel in top chest:
-Frame: 20 gauge.
-Drawers: 22 gauge.

ROLLER CABINETS WITH DRAWERS – I SERIES



55 LB DRAWER LOAD CAPACITY

77 LB DRAWER LOAD CAPACITY



27"

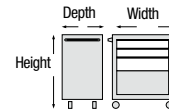
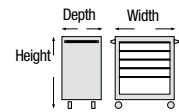
5 DRAWERS



33 LB DRAWER LOAD CAPACITY

27"

3 DRAWERS



| ITEM | DRAWERS | WIDTH | DEPTH | HEIGHT | CAPACIDAD KG | AVAILABLE |
|-------|---------|----------|-------|--------|--------------|--------------|
| I27M5 | 3 | 22-7/16" | 16" | 3" | 55 lb | 1 On Request |
| | 2 | 22-7/16" | 16" | 6" | 77 lb | |

| ITEM | DRAWERS | WIDTH | DEPTH | HEIGHT | AVAILABLE |
|-------|---------|----------|----------|--------|--------------|
| I27M3 | 2 | 23-3/16" | 16-3/16" | 4" | 1 On Request |
| | 1 | 23-3/16" | 16-3/16" | 6" | |

TOP CHESTS WITH DRAWERS – I SERIES



22 LB DRAWER LOAD CAPACITY

27"

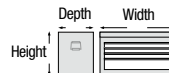
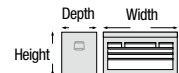
6 DRAWERS



22 LB DRAWER LOAD CAPACITY

27"

4 DRAWERS



| ITEM | DRAWERS | WIDTH | DEPTH | HEIGHT | AVAILABLE |
|-------|---------|----------|-------|--------|--------------|
| I27S6 | 2 | 5" | 11" | 1-7/8" | 1 On Request |
| | 1 | 11" | 11" | 1-7/8" | |
| | 2 | 23-3/16" | 11" | 1-7/8" | |
| | 1 | 23-3/16" | 11" | 4" | |

| ITEM | DRAWERS | WIDTH | DEPTH | HEIGHT | AVAILABLE |
|-------|---------|----------|-------|--------|--------------|
| I27S4 | 3 | 23-3/16" | 11" | 1-7/8" | 1 On Request |
| | 1 | 23-3/16" | 11" | 4" | |



INTEGRATED CABINET WITH DRAWERS – I SERIES

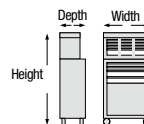


13 LB TOP CHEST DRAWERS LOAD CAPACITY

17 LB ROLLER CABINET DRAWERS LOAD CAPACITY

24"

10 DRAWERS



| ITEM | DRAWERS | WIDTH | DEPTH | HEIGHT | AVAILABLE | |
|--------|----------------|-------|--------|---------|--------------|--|
| I24C10 | 3 | 6" | 8-7/8" | 1-9/16" | 1 On Request | |
| | 2 | 20" | 8-7/8" | 1-9/16" | | |
| | 1 | 20" | 8-7/8" | 3-5/16" | | |
| | Roller cabinet | | | | | |
| | 2 | 20" | 8-7/8" | 1-9/16" | | |
| | 2 | 20" | 8-7/8" | 1-9/16" | | |



Lid hinges lock.



3" x 1" casters.



Security bar for better drawers block.

Sheet steel gauge:
-Frame: 23 gauge.
-Drawers: 25 gauge.