

Instruction Sheet

Thermo Scientific Orion AQUAfast AC4095 Phosphate Ampoules

This instruction sheet provides step-by-step instructions for using the Thermo Scientific™ Orion™ AQUAfast™ AC4095 Phosphate Auto-Test Ampoules with the Orion AQUAfast AQ4000 colorimeter. The Orion AQUAfast Auto-Test ampoules are designed for use with the Orion AQUAfast AQ4000 colorimeter. Auto-Test ampoules contain a pre-measured amount of liquid reagent and easily fill with the correct volume of sample for simplified reagent and sample mixing. Each ampoule contains an Auto-ID barcode that is read by the AQ4000 colorimeter and used to automatically identify the test parameter and initiate the test. For complete setup and operation instructions for the colorimeter, consult the Orion AQUAfast AQ4000 colorimeter user guide.

Product: AC4095
Revision Date: April 6, 2015
256449-001 Revision C

Product Information

AC4095 Phosphate Auto-Test Ampoules

0.3 – 8.0 mg/L

Program ID# 017

Test Method Overview

The Phosphate 2 LR Auto-Test method employs the stannous chloride chemistry.¹ In an acidic solution, ortho-phosphate reacts with ammonium molybdate to form molybdophosphoric acid, which is then reduced by stannous chloride to the intensely colored molybdenum blue. The resulting blue color is directly proportional to the phosphate concentration. Results are expressed in ppm (mg/L) PO₄.

Condensed phosphates (pyro-, meta- and other polyphosphates) and organically bound phosphates do not respond to this test. Sulfide, thiosulfate and thiocyanate will cause low test results.

1. APHA Standard Methods, 18th ed., Method 4500-P D (1992)

Safety Information

Read the Safety Data Sheet (SDS) before performing this test. Wear safety glasses and gloves.

Test Procedure

Note: Before testing, zero the Orion AQUAfast AQ4000 colorimeter using a sealed zero vial from the Orion AQUAfast Zero Auto-Test Kit, Cat. No. AQ4ZER. If the sample is colored, use the sample cup provided to dilute the sample using the following steps: 1) Add 10 mL of sample and 5 mL of deionized water to the sample cup for a total of 15 mL. 2) Transfer the diluted sample to a clean, dry screw top vial from the Zero Auto-Test Kit and use that vial to zero the meter. 3) See the AQ4000 colorimeter user guide for details on the zero procedure for the colorimeter. Discard the diluted sample after the zero procedure. Repeat for each colored sample. Re-zero with the sealed zero vial before testing any colorless samples.

1. Fill the sample cup to the 25 mL mark with the sample. See *Figure 1*.
2. Add 2 drops of Phosphate Activator solution to the contents of the sample cup. See *Figure 2*. Cap the sample cup and shake it to mix the contents sufficiently.
3. Place the Auto-Test ampoule in the sample cup. Snap the tip by pressing the ampoule against the side of the cup. The ampoule will fill leaving a small bubble to facilitate mixing. See *Figure 3*.
4. Mix the contents of the ampoule by inverting it several times, allowing the bubble to travel from end to end each time. Wipe all liquid from the exterior of the ampoule.
5. Insert the ampoule into the AQ4000 colorimeter. Align the ▼ on the Auto-Test ampoule with the ◆ on the adapter to obtain a continuous beeping and view ***** across the display. If ***** and beeping are not observed, rotate the ampoule to the right or left to initiate the measurement.
6. Immediately cover the ampoule with the colorimeter's light cover.
7. The AQ4000 will begin a 3 minute countdown. After the countdown is completed, the AQ4000 will automatically proceed to the measure mode.
8. Record the concentration reading from the AQ4000 display as either mg/L or ppm PO₄ or log measurement into the data logger by pressing the log key.

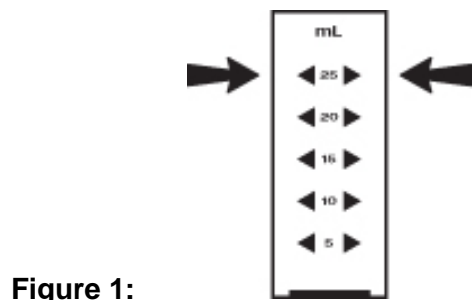


Figure 1:

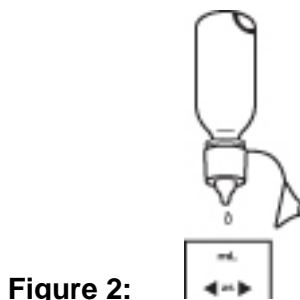


Figure 2:

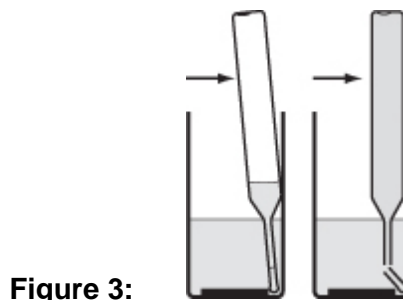


Figure 3:

Ordering Information

Cat. No.	Description
AC4095	Orion AQUAfast Phosphate Auto-Test Kit, 30 Ampoules
AC4010	Orion AQUAfast Ammonia as N Ultra Low Range Auto-Test Kit, 30 Ampoules
AC4070	Orion AQUAfast Chlorine (Free & Total) Auto-Test Kit, 30 Ampoules
AC4078	Orion AQUAfast Iron (Total & Soluble) Auto-Test Kit, 30 Ampoules
AC4082	Orion AQUAfast Sulfate Auto-Test Kit, 30 Ampoules
AC4016	Orion AQUAfast Sulfide (Soluble) Auto-Test Kit, 30 Ampoules
AQ4ZER	Orion AQUAfast Zero Vial Auto-Test Kit
AQ4CBL	Orion AQUAfast RS232 Cable for AQ4000 Colorimeter
AQ4000	Orion AQUAfast AQ4000 Colorimeter, Includes 4 AA Batteries, 16 mm Vial, Zero Vial Auto-Test Kit, 16 mm Vial Adapter, 13 mm Vial Adapter, Field Case, User Guide, Tablet Tampering Stir Rod, Vial Cleaning Brush

For a complete listing of all available Thermo Scientific Orion AQUAfast reagents, colorimeters and accessories, please visit www.thermoscientific.com/water.

Contact Information

Thank you for your continued support of Thermo Scientific Orion products. Please visit www.thermoscientific.com/water to view the Orion meter, electrode, sensor and solution products and download product literature, user guides and software updates. To access additional product support files, please visit our [Online Library](#).

For any questions or if you require assistance, contact our Technical Support Specialists:

Email wai.techservbev@thermofisher.com

Within the United States, call 1-800-225-1480

Outside the United States, call +1-978-232-6000

For additional product information, contact your local authorized dealer, local Thermo Scientific Orion technical sales representative or contact us using the Water and Lab Products (WLP) contact information below.

© 2015 Thermo Fisher Scientific Inc. All rights reserved. All trademarks are the property of Thermo Fisher Scientific Inc. & its subsidiaries.

Water and Lab Products

North America
Toll Free: 1-800-225-1480
Tel: 1-978-232-6000
info.water@thermofisher.com

Germany
Tel: (49) 6184-90-6000
info.water.uk@thermofisher.com

India
Tel: (91) 22-4157-8800
wai.asia@thermofisher.com

Japan
Tel: (81) 045-453-9175
wai.asia@thermofisher.com

China
Tel: (86) 21-68654588
wai.asia@thermofisher.com

Singapore
Tel: (65) 6778-6876
wai.asia@thermofisher.com

Australia
Tel: (613) 9757-4300
In Australia: (1300) 735-295
InfoWaterAU@thermofisher.com