

**HC5  
Transit Case  
Instructions**

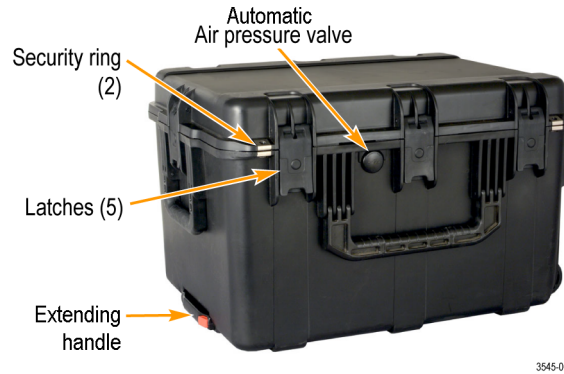


**HC5 Transit Case**

The HC5 is a ruggedized, waterproof and dust tight (MIL-C-4150J) transit case specifically designed to provide travel and storage protection for the 5/6 Series MSO instruments. The case protects instruments from shock, vibration, and moisture. The case also has room for the accessories pouch (for probes, adapters, and manuals).

Other features include an automatic air pressure equalization control valve for use during air transport, and security rings for use with locks (locks not included).

The HC5 consists of a heavy duty outer shell and an inner layer of foam. The inner foam consists of a permanent ring of foam and one removable foam piece.



**HC5 specifications**

Material/Color: Ultra-High Impact Polypropylene/Black, Polyurethane foam lining

Shipping Weight (with foam) 24.62 lbs. (11.17 kg)

Exterior Dimensions	Length	Width	Height
	25.63 inches (65.09 cm)	19.50 inches (49.53 cm)	15.63 inches (39.69 cm)

**Warranty**

Tektronix warrants that the product will be free from defects in materials and workmanship for a period of three (3) months from the date of original purchase from an authorized Tektronix distributor. If the product proves defective during this warranty period, Tektronix, at its option, either will repair the defective product without charge for parts and labor, or will provide a replacement in exchange for the defective product. Batteries are excluded from this warranty. Parts, modules and replacement products used by Tektronix for warranty work may be new or reconditioned to like new performance. All replaced parts, modules and products become the property of Tektronix.

In order to obtain service under this warranty, Customer must notify Tektronix of the defect before the expiration of the warranty period and make suitable arrangements for the performance of service. Customer shall be responsible for packaging and shipping the defective product to the service center designated by Tektronix, shipping charges prepaid, and with a copy of customer proof of purchase. Tektronix shall pay for the return of the product to Customer if the shipment is to a location within the country in which the Tektronix service center is located. Customer shall be responsible for paying all shipping charges, duties, taxes, and any other charges for products returned to any other locations.

This warranty shall not apply to any defect, failure or damage caused by improper use or improper or inadequate maintenance and care. Tektronix shall not be obligated to furnish service under this warranty a) to repair damage resulting from attempts by personnel other than Tektronix representatives to install, repair or service the product; b) to repair damage resulting from improper use or connection to incompatible equipment; c) to repair any damage or malfunction caused by the use of non-Tektronix supplies; or d) to service a product that has been modified or integrated with other products when the effect of such modification or integration increases the time or difficulty of servicing the product.

THIS WARRANTY IS GIVEN BY TEKTRONIX WITH RESPECT TO THE PRODUCT IN LIEU OF ANY OTHER WARRANTIES, EXPRESS OR IMPLIED. TEKTRONIX AND ITS VENDORS DISCLAIM ANY IMPLIED WARRANTIES OF MERCHANTABILITY OR FITNESS FOR A PARTICULAR PURPOSE. TEKTRONIX' RESPONSIBILITY TO REPAIR OR REPLACE DEFECTIVE PRODUCTS IS THE SOLE AND EXCLUSIVE REMEDY PROVIDED TO THE CUSTOMER FOR BREACH OF THIS WARRANTY. TEKTRONIX AND ITS VENDORS WILL NOT BE LIABLE FOR ANY INDIRECT, SPECIAL, INCIDENTAL, OR CONSEQUENTIAL DAMAGES IRRESPECTIVE OF WHETHER TEKTRONIX OR THE VENDOR HAS ADVANCE NOTICE OF THE POSSIBILITY OF SUCH DAMAGES.



## Contacting Tektronix

Tektronix, Inc.  
14150 SW Karl Braun Drive  
P.O. Box 500  
Beaverton, OR 97077  
USA

For product information, sales, service, and technical support:

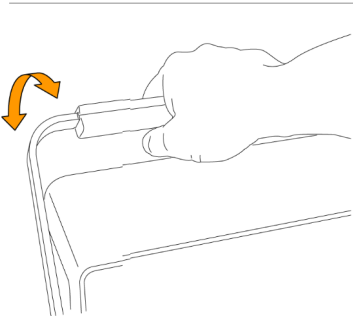
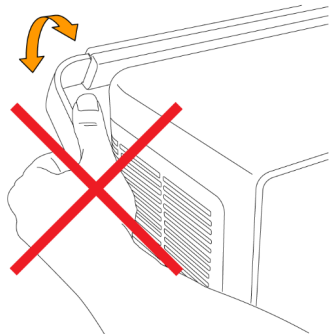
In North America, call 1-800-833-9200.

Worldwide, visit [www.tektronix.com](http://www.tektronix.com) to find contacts in your area.



## Rotating the handle

**CAUTION.** Hold the top of the handle to carry the instrument. Do not hold the handle from the sides and rotate, as this can pinch the base of your thumb between the handle and the case.

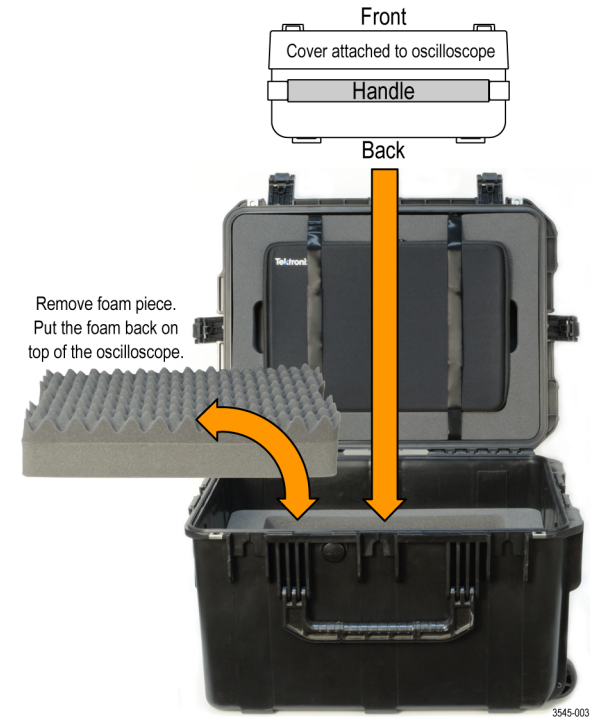
If you have routed any cables between the handle and the case, be careful when rotating the handle so that you do not pinch the cables.



## Remove the pouch from the front cover, install the cover



## Pack the oscilloscope in the transit case



## Unpack the oscilloscope

To remove the oscilloscope from the case, grab the handle and pull and rotate the oscilloscope up and out from the foam liner.