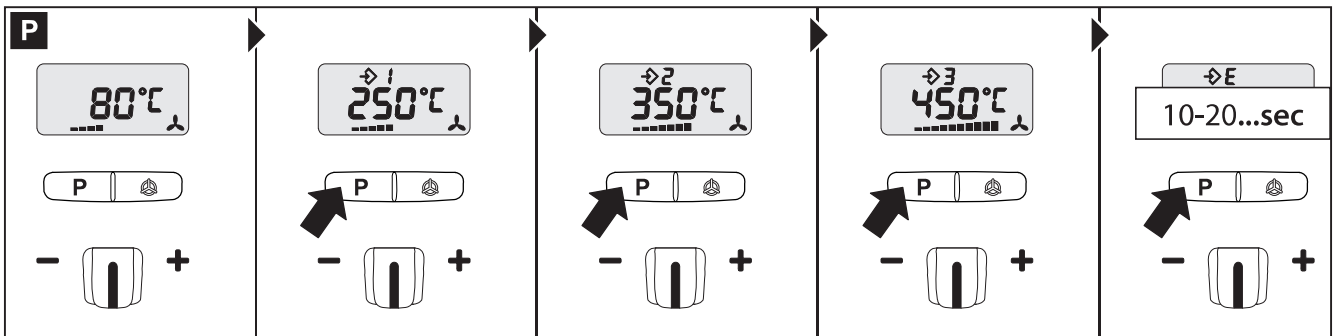


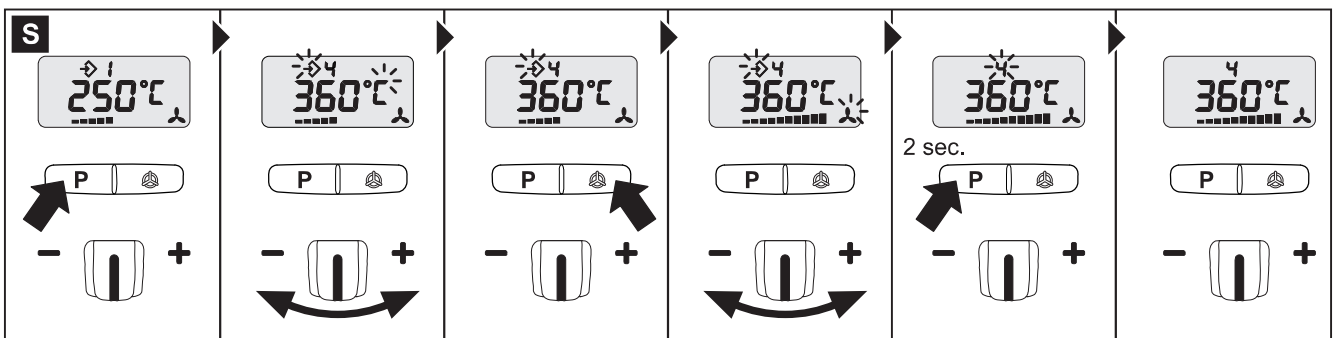
The new e-mode function allows the appliance to run without heating and at minimum motor speed after a certain period of time. It offers the user the advantage of saving energy and also provides safety in the event of non-permanent use, as the appliance is only operated at a reduced speed when e-mode is activated. The time can be set in the E programme. It can be between 0 and 1990 seconds. If it is zero, the function is deactivated. Pressing the programme button for a few seconds saves the time, even if the appliance is switched off.

It is possible to return the appliance to normal operation when the joystick, programme or fan button is pressed. The appliance then returns directly to the preset temperature and air volume.

(only HG 2320 E)



(only HG 2320 E)

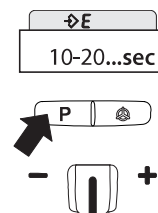


1. On-load tap-changer II

2. Press the P button for programme E

Joystick -/+ 10 to 1990 sec.

Press and hold the programme selection button until the memory symbol appears to save the selected to save the selected runtime.



3. Set the desired temperature/user setting manually or using the Set the program selection buttons.

4. The set temperature/user setting is now kept constant until the end of the selected runtime.

5. **After the selected running time has elapsed, the appliance switches to Eco mode (minimum motor speed) Visible by the E in the LCD display.**

6. Pressing the joystick, the program and fan button restarts the set user program with the selected runtime.

