


SKF Internal Bearing Puller Kits

TMIP and TMIC Series



Fast and easy bearing dismounting from housings

SKF Internal Bearing Puller Kits TMIP and TMIC series

The SKF Internal Bearing Puller Kits are designed for dismounting bearings from housings, where the fit is on the outer ring. The pullers are constructed for optimum strength and durability and suit a wide range of bearing bore diameters. A sliding hammer allows high impact forces to be applied and is ergonomically designed to enhance user safety.



TMIP series

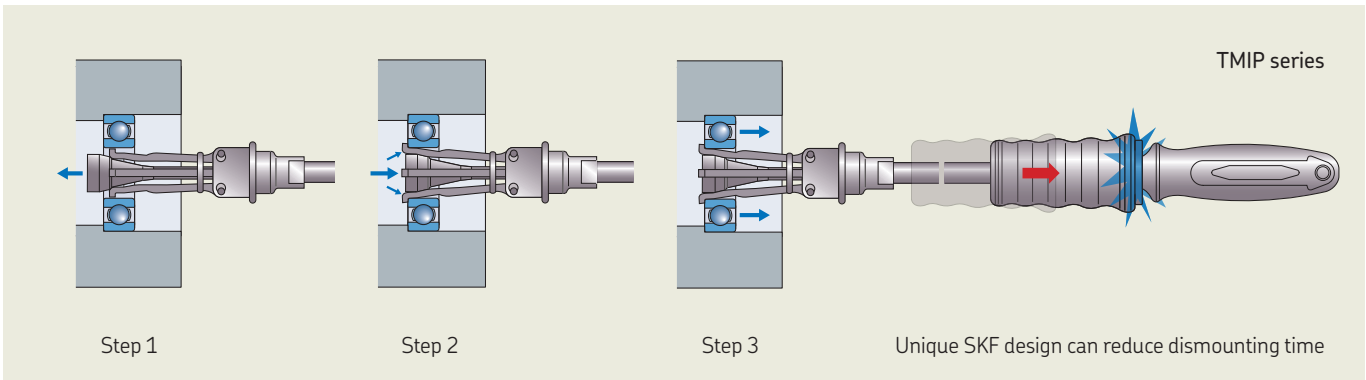
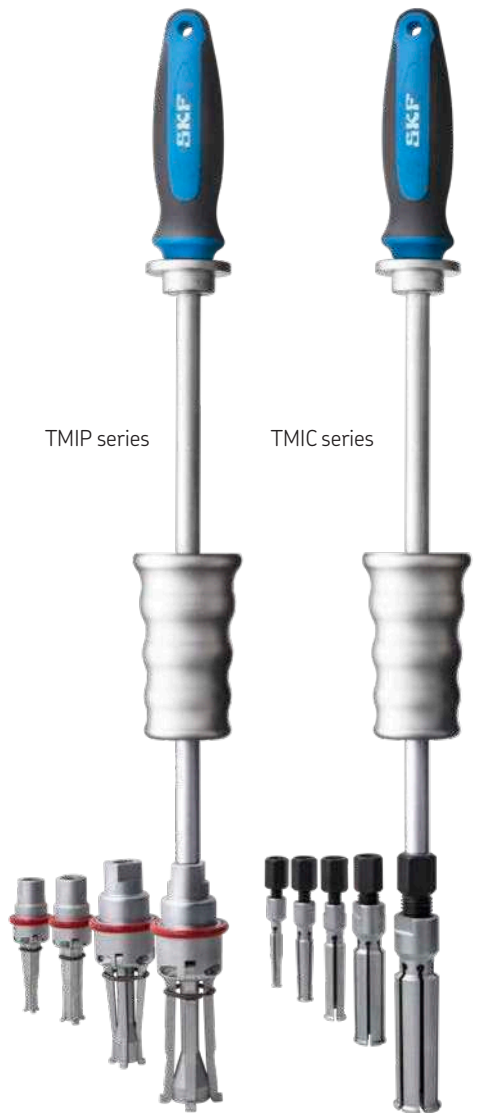
- Unique SKF design can reduce dismounting time
- Unlike most internal bearing pullers, the spring loaded extractors can be quickly and easily fitted to the inner ring in just one quick action
- Claw design provides a strong and secure grip behind the inner ring allowing a high puller force to be applied
- Three different kits to suit bearing bores between 7 – 28 mm, 30 – 60 mm and 7 – 60 mm







TMIC series

- Expandable collet design made of high strength materials
- Designed for applications with only a limited space to grip behind the bearing
- Suit bearing bores between 7 – 28 mm

Supplied in a sturdy carrying case



Selection chart

Extractor	Bearing bore diameter	Bearing DGBB				
			SABB	ACBB	SRB	
TMIC C7-8	7–8 mm	607–638, 618/7–638/8		127–108	–	–
TMIC C10-12	10–12 mm	6000–6301, 16000–16101, 61800–61801		1200–2301	3200–5201	–
TMIC C12-15	12–15 mm	6001–6302, 16101–16902, 61801–61902		1201–2301	3201–3202	–
TMIC C17-20	17–20 mm	6003–6404, 16003–16004, 61803–61904		1203–2304	3203–3204	22205/20
TMIC C22-28	22–28 mm	6005–6405, 16005, 61805–62205, 62/22–63/28		1205–2305	3205–3305	22205–21305
TMIP E7-9	7–9 mm	607–629, 618/7–619/9, 627–628/8		127–129	–	–
TMIP E10-12	10–12 mm	6000–6301, 16000–16101, 61800–61801		1200–2301	3200–5201	–
TMIP E15-17	15–17 mm	6002–6403, 16002–16003, 61802–61903		1202–2303	3202–3303	–
TMIP E20-28	20–28 mm	6004–6405, 16004–16005, 62/22–63/28		1204–2305	3204–3305	22205/20–21305
TMIP E30-40	30–40 mm	6006–6408, 16006–16008, 61806–61908		1206–2308	3206–5408	22206–22308
TMIP E45-60	45–60 mm	6009–6412, 16009–16012, 61809–61912		1209–1412	3209–5412	22209–22312

The above tables only show a selection of popular bearings that can be dismounted using SKF Internal Pullers. There may be other bearings that can also be removed using the SKF TMIP or TMIC pullers.



Technical data

Designation	TMIC 7-28	TMIP 7-28
Bearing bore diameter	7–28 mm (0.28–1.1 in.)	7–28 mm (0.28–1.1 in.)
Total sliding hammer length	417 mm (16.4 in.)	417 mm (16.4 in.)
Carrying case dimensions	530 × 85 × 180 mm (20.9 × 3.4 × 7.0 in.)	530 × 85 × 180 mm (20.9 × 3.4 × 7.0 in.)
Weight	3,0 kg (6.6 lb)	3,1 kg (6.8 lb)



Technical data

Designation	TMIP 30-60	TMIP 7-60
Bearing bore diameter	30–60 mm (1.2–2.4 in.)	7–60 mm (0.28–2.4 in.)
Total sliding hammer length	557 mm (21.9 in.)	417 mm (16.4 in.) and 557 mm (21.9 in.)
Carrying case dimensions	530 × 85 × 180 mm (20.9 × 3.4 × 7.0 in.)	530 × 110 × 360 mm (20.9 × 4.3 × 14.2 in.)
Weight	5,4 kg (11.9 lb)	9,4 kg (20.7 lb)



Technical data – extractors

size	Maximum bearing width		Space behind bearing		Housing depth	
	mm	in.	mm	in.	mm	in.
TMIC 7-28						
TMIC C7-8	13,3	0.5	3	0.12	54	2.1
TMIC C10-12	46,5	1.8	3	0.12	56	2.2
TMIC C12-15	54	2.1	4	0.16	62	2.4
TMIC C17-20	59	2.3	5,3	0.21	70	2.8
TMIC C22-28	90	3.5	6,7	0.26	90	3.5
TMIP 7-28						
TMIP E7-9	10	0.4	6	0.24	39	1.5
TMIP E10-12	11	0.4	6	0.24	45	1.8
TMIP E15-17	18	0.7	7,5	0.29	55	2.2
TMIP E20-28	24	0.9	10	0.4	60	2.4
TMIP 30-60						
TMIP E30-40	>35	>1.4	11,5	0.45	97	3.8
TMIP E45-60	>64	>2.5	15	0.6	102	4.0
TMIP 7-60						
TMIP E7-9	10	0.4	6	0.24	39	1.5
TMIP E10-12	11	0.4	6	0.24	45	1.8
TMIP E15-17	18	0.7	7,5	0.29	55	2.2
TMIP E20-28	24	0.9	10	0.4	60	2.4
TMIP E30-40	>35	>1.4	11,5	0.45	97	3.8
TMIP E45-60	>64	>2.5	15	0.6	102	4.0