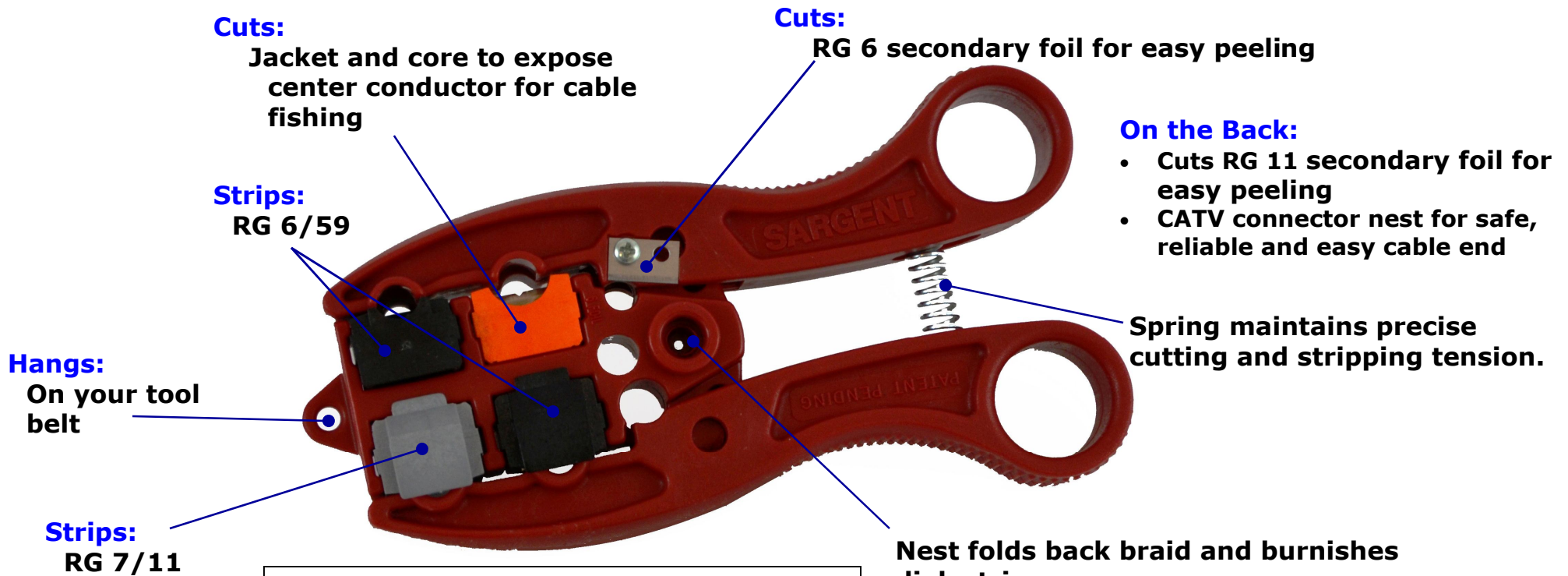



SARGENT®

Quad-Stripper


It cuts, it strips, it hangs, it burnishes.
Perform up to eight cable and wire prep operations with one easy to use tool.




Customize your tool with these cartridges:



Cuts:
CAT 5



Strips:
Mini-Coax



Strips:
UTP

See the complete list of catalog numbers on reverse

SARGENT QUALITY TOOLS

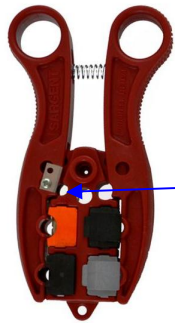
Manufactured by:
Rostra Tool Company
30 East Industrial Road
Branford, CT 06405
203-488-8665
customerservice@rostratool.com
www.sargenttools.com



Made in USA

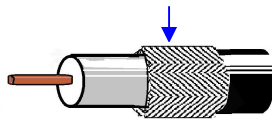


How to use the Quad-Stripper to remove inner foil, burnish the end of foil/foam core and make connector insertion easier.



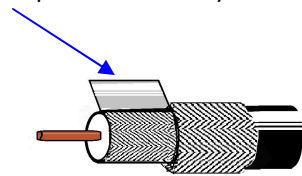
Insert 6/59 cable into the nest. Outer insulation should be flush to tool body. Rotate tool one or two revolutions

Fold back braid

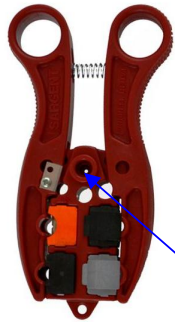


For 7/11 cable use nest on opposite side of tool.

Peel off scored foil to expose second layer of braid.

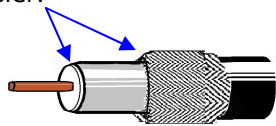


Fold back second layer of braid exposing foil covered foam core.



Insert 6/59 cable into the nest. Push down into nest and rotate back and forth between fingers.

This operation burnishes the end of the foil/foam core and flairs out braid to make connector insertion easier.




SARGENT® Quad-Stripper


Catalog Number Matrix


	*	*				*		
Quad-Stripper Catalog #	 8700-00 RG 6/59 Stripper Black	 8700-10 RG 7/11 Stripper Gray	 8700-15 CAT 5 Cutter Red	 8700-25 RG 6/59 Cutter Orange	 8700-30 UTP Stripper Blue	 8700-70 Mini Coax Stripper Green	Foil Blade RG 6/59	Foil Blade RG 7/11
8640 QS	2	2					1	1
8641 QS	2			2			1	
8642 QS	2	1		1			1	1
8643 QS	3			1			1	
8644 QS	2			1		1	1	
8645 QS	1		1	1	1		1	
8646 QS			2		2			
8647 QS	1	1		1	1		1	1


Cartridges & Foil Blades


* * *



(BLACK)
 8700-00
 RG 6/59


(GRAY)
 8700-10
 RG 7/11

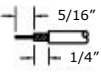

(RED)
 8700-15
 CAT 5

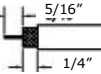

(ORANGE)
 8700-25
 RG 6/59



(BLUE)
 8700-30
 UTP

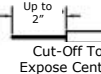

(GREEN)
 8700-70
 MINI-COAX


STRIPS ACHIEVED WITH VARIOUS CARTRIDGES

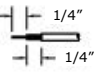

 5/16"
1/4"


 5/16"
1/4"


 Cut-Off


 Up to 2"
Cut-Off To Expose Center Conductor


 Strip Length Varies by Application


 1/4"
1/4"

* Black, gray and green cartridges must be inserted in the outermost nest to maximize stripping performance.

SARGENT QUALITY TOOLS

Manufactured by:
Rostra Tool Company
 30 East Industrial Road
 Branford, CT 06405
 203-488-8665
 customerservice@rostratool.com
 www.sargenttools.com