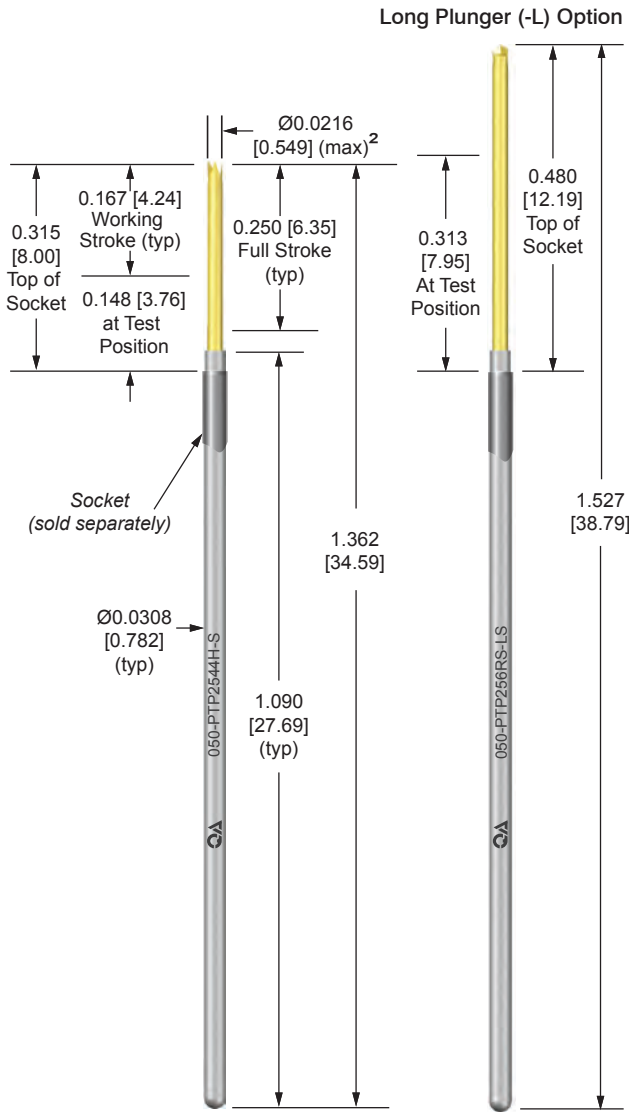


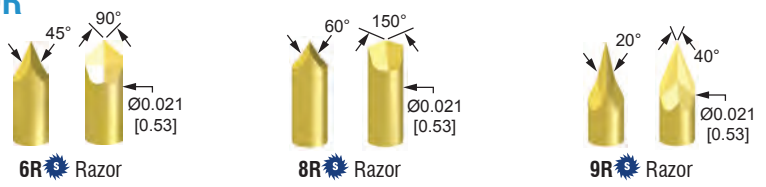


# 050-T25 Series

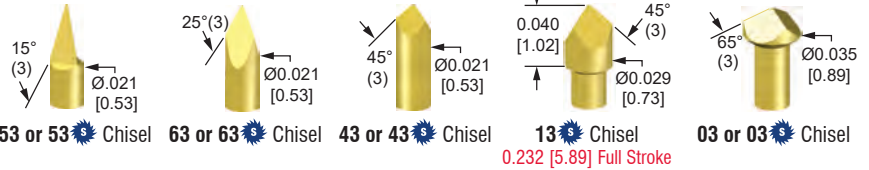
0.050 [1.27] Centers | 0.250 [6.35] Full Stroke



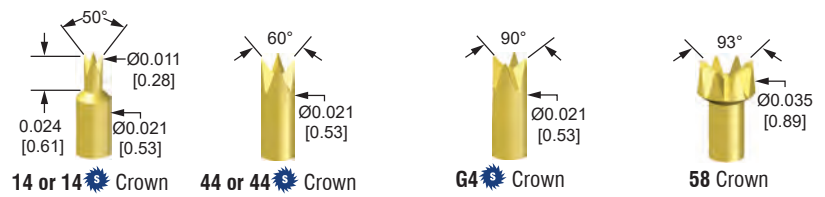
## RAZOR




## CHISEL



## CROWN



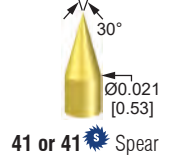
## STAR



## SERRATED



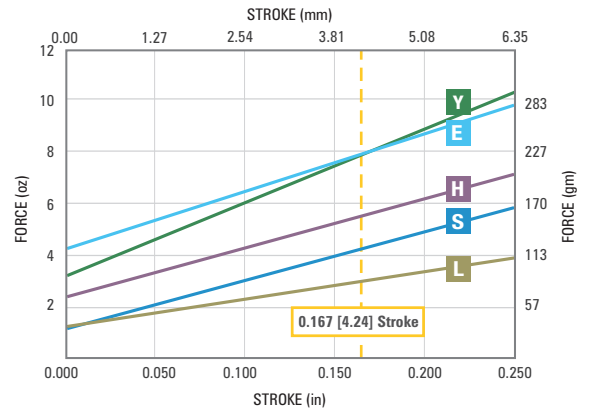
## SPEAR



## PROBE P/N 050-PTP25 example: 050-PTP2503L-S

Tube	Letter	Material/Finish	Average Resistance	Current Rating AMPS <sup>1</sup> 120°C (204°C) <sup>3</sup>	
	P	Nickel silver/ID precious metal clad	< 30 mOhms	4.5 (6.2) <sup>3</sup>	
Tip Style	Digits	Material/Finish			
	See Tips	Standard material is heat treated BeCu/plated gold over nickel. (see S option for steel plungers)			
Spring	Letter	Spring Force	Preload @ 0.167 [4.24] Stroke	Material	Cycle Life @ 0.167 [4.24] Stroke
	L	Low	1.2 [34g/0.33N]	MW	1,000,000
	S	Standard	1.1 [31g/0.31N]	MW	1,000,000
	H	High	2.4 [68g/0.67N]	MW	1,000,000
	Y	Elevated	3.2 [91g/0.89N]	SS	25,000
High Preload Spring – Only available with headless steel tip styles.					
	E	High Preload	4.2 [119g/1.17N]	SS	10,000
Option	Letter	Description			
	L	Long plunger. Must select from 050-T40 tip styles			
	N	No probe lubrication. Removing lubrication greatly reduces cycle life and should only be used in applications outside of the working temperature range, see Testing in Extreme Working Temperatures application note for more details. <sup>3</sup>			
	S	Heat treated steel/plated gold over nickel (see tip style for availability)			
	(Blank)	No option required			

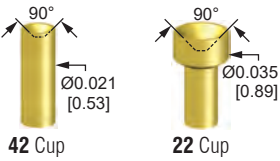
## SPRING FORCE



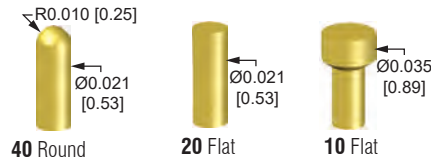
## TOOLS & ACCESSORIES

See pages 75-79 for order information.

## CUP



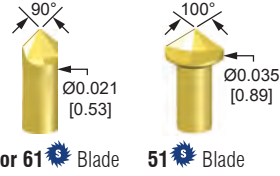
## ROUND & FLAT



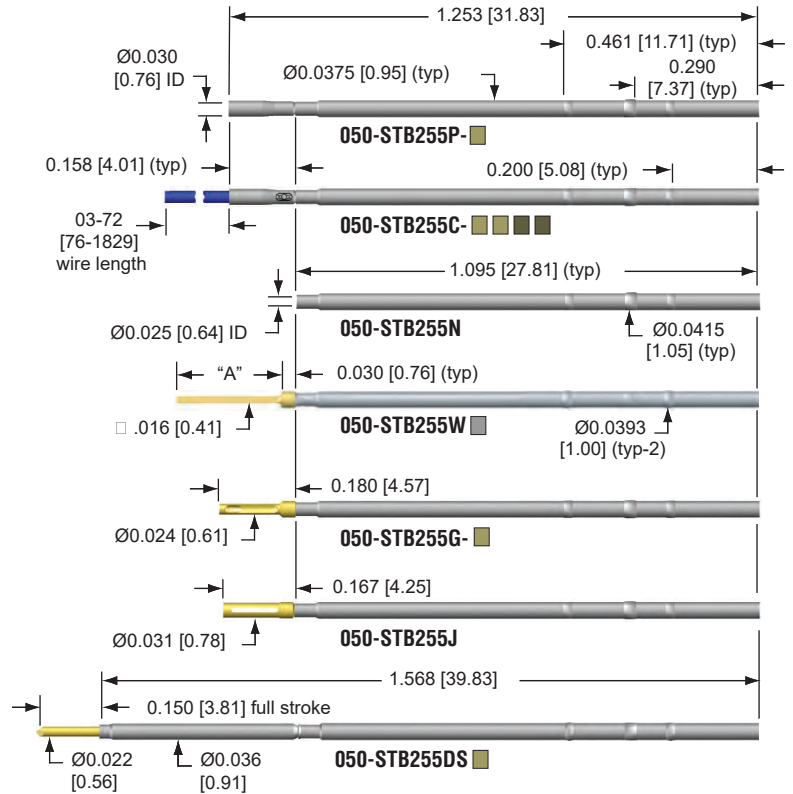
## SOCKETS

Suggested mounting holes and drill sizes in AT7000, G10/FR4 or similar materials should be gauged at: 0.0380 / 0.0390 [0.965 / 0.991]; Drill Size 1.0mm

## BLADE

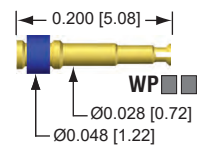


## TORCH



050-T25 Series

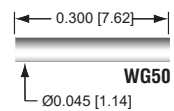
## WIRE PLUG For use with P termination sockets.



P/N: WP example: WP30

Plug Size	Digits	Description
28		Brass/plated gold over nickel with red insulating sleeve. To accept 28 AWG Kynar insulated solid wire (not included), stripped at 0.120 [3.05]
30		Brass/plated gold over nickel with blue insulating sleeve. To accept 30 AWG Kynar insulated solid wire (not included), stripped at 0.120 [3.05]

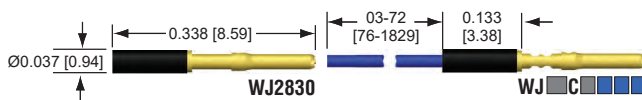
## WIRE GRIP SLEEVE For use with G termination sockets.



P/N: WG50

Description
To accept customer supplied 28AWG or 30AWG Kynar solid insulated wire, stripped at 0.120 [3.05]. Nylon sleeve, white

## WIRE JACK For use with J termination pins.



P/N: WJ example: WJ28C8230

Digit	Description
2830	Wire Jack only (customer to crimp wire) brass/gold plated with nylon insulator.
28C8	28 AWG Kynar insulated solid wire, pre-attached, specify color and length.
30C3	30 AWG Kynar insulated solid wire, pre-attached, specify color and length.

Colors Available for 28C & 30C Termination
0 Black 2 Red 4 Yellow 6 Blue 8 Gray
1 Brown 3 Orange 5 Green 7 Violet 9 White

Wire Length Available for 28C & 30C Termination
Specify Length in inches: 03 - 72 [76-1829]

Option	Description
S	Stripped Length 0.000/0.669 [0.00/16.99]; Customer to specify in inches

## SOCKET P/N

050-STB255 example: 050-STB255C3630

Letter	Material/Finish
B	Heat treated BeCu/Nickel plated

Letter	Description	A in (mm)
C	Crimp (specify wire size, color and length option)	
DS	Double-ended for wireless testing. See page 42 for ordering details.	
G	Wire grip; BeCu/gold plated over nickel. Accepts wire grip sleeve.	
J	Wire jack; BeCu/gold plated over nickel. Accepts wire jacks.	
N	No termination	
P	Plug/Solder; Stainless Steel/ID precious metal clad. Accepts wire plugs or soldered wire connection	
W	Square wire wrap pin; BeCu/gold plated over nickel	0.250 [6.35]
W1	Square wire wrap pin; BeCu/gold plated over nickel	0.400 [10.16]

Digits	Description
0	050-STB255P with WP30 wire plug
8	050-STB255P with WP28 wire plug

Digits	Wire Size Available for C Termination
3	050-STB255G with WG50 wire grip sleeve

Options	Wire Size Available for C Termination
3	30 AWG Kynar insulated solid wire, pre-attached, specify color and length
8	28 AWG Kynar insulated solid wire, pre-attached, specify color and length
6	26 AWG Kynar insulated solid wire, pre-attached, specify color and length

(Blank) No option required

Wire Color Available for C Termination
0 Black 2 Red 4 Yellow 6 Blue 8 Grey
1 Brown 3 Orange 5 Green 7 Violet 9 White

Wire Length Available for C Termination
Specify Length in inches: 03 - 72 [76-1829]

US Patent No. 4,885,533 & 4,597,622

