



# DC Block on Outer Conductor SMA Male to SMA Female Operating From 10 MHz to 18 GHz

## DC Blocks Technical Data Sheet

PE8211

### Features

- Outer DC Block
- Operates from 10 MHz to 18 GHz
- Good Insertion Loss of 0.5 dB Max

### Applications

- Test & Measurement
- Ground Loop Elimination
- Signal to Noise Ratio (SNR) Improvement

### Description

Pasternack's PE8211 is an outer DC block with SMA connectors. It has a blocking capacitor on the outer conductor and operates from 10 MHz to 18 GHz. Our SMA DC block offers good insertion loss of 0.5 dB and has a maximum operating voltage of 200 Vdc. DC blocks are commonly used to filter out unwanted DC signals, while allowing AC drive signals to pass through. They can help improve signal to noise ratio (SNR), eliminate ground loops, or provide isolation in your test setup. All of Pasternack's DC blocks are in stock and available to ship same-day.

### Electrical Specifications

Description	Minimum	Typical	Maximum	Units
Frequency Range	0.01		18	GHz
Impedance		50		Ohms
VSWR			1.35:1	
Insertion Loss			0.5	dB
Operating Voltage (DC)			200	Volts

### Mechanical Specifications

#### Size

Length	1.2 in [30.48 mm]
Width	0.5 in [12.7 mm]
Weight	0.02 lbs [9.07 g]
Housing Material and Plating	Plastic

#### Configuration

Design	Outer DC Block
Package Type	Connectorized

Click the following link (or enter part number in "SEARCH" on website) to obtain additional part information including price, inventory and certifications: [DC Block on Outer Conductor SMA Male to SMA Female Operating From 10 MHz to 18 GHz PE8211](#)



DC Block on Outer Conductor SMA Male to SMA Female Operating From 10 MHz to 18 GHz

DC Blocks Technical Data Sheet

PE8211

Description	Connector 1	Connector 2
Type	SMA Male	SMA Female
Connector Specification	MIL-STD-348	MIL-STD-348
Inner Conductor Material and Plating	Beryllium Copper, Gold	Beryllium Copper, Gold
Dielectric Type	PTFE	PTFE
Coupling Nut Material and Plating	Passivated Stainless Steel	
Hex Size	5/16 Inch	
Torque	8 in-lbs [0.9 Nm]	
Body Material and Plating	Passivated Stainless Steel	Passivated Stainless Steel

**Environmental Specifications**

**Temperature**

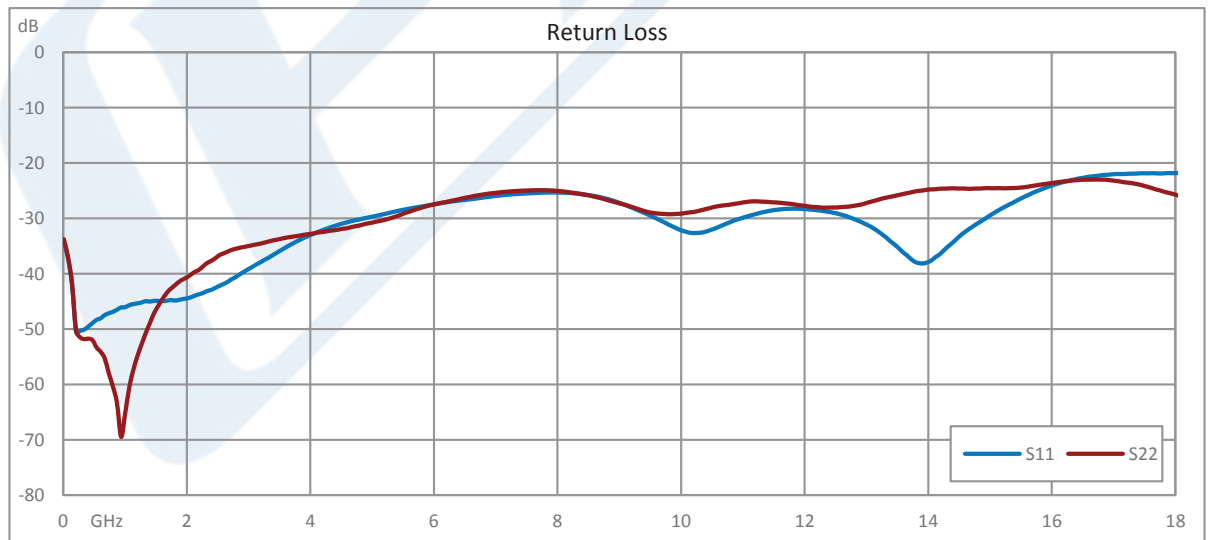
Operating Range -65 to +125 deg C

**Compliance Certifications** (see [product page](#) for current document)

**Plotted and Other Data**

Notes:

**Typical Performance Data**



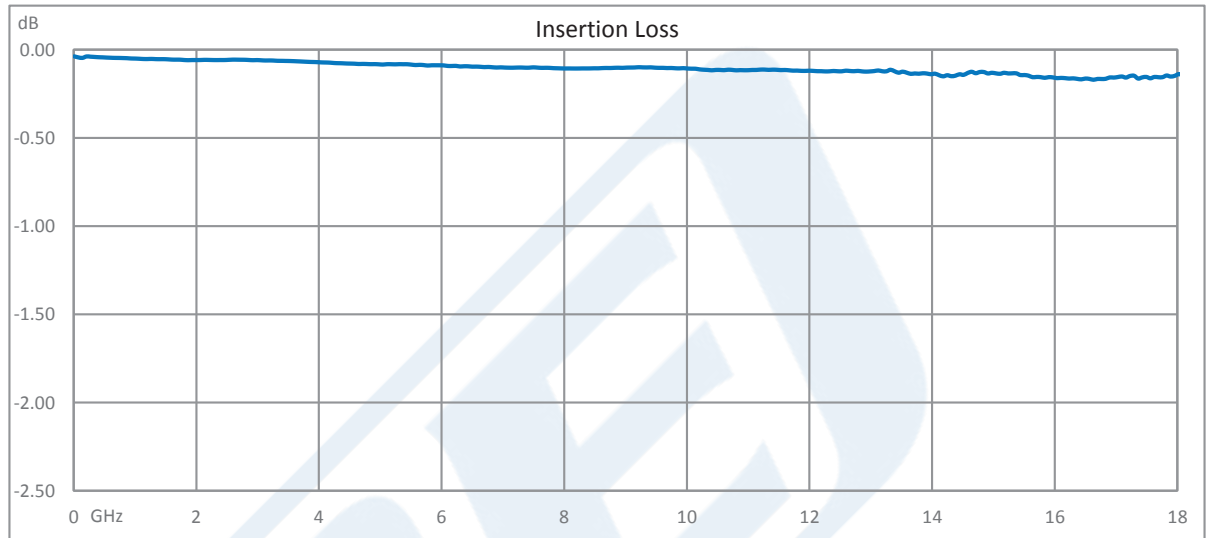
Click the following link (or enter part number in "SEARCH" on website) to obtain additional part information including price, inventory and certifications: [DC Block on Outer Conductor SMA Male to SMA Female Operating From 10 MHz to 18 GHz PE8211](#)



DC Block on Outer Conductor SMA Male to SMA  
Female Operating From 10 MHz to 18 GHz

DC Blocks Technical Data Sheet

PE8211



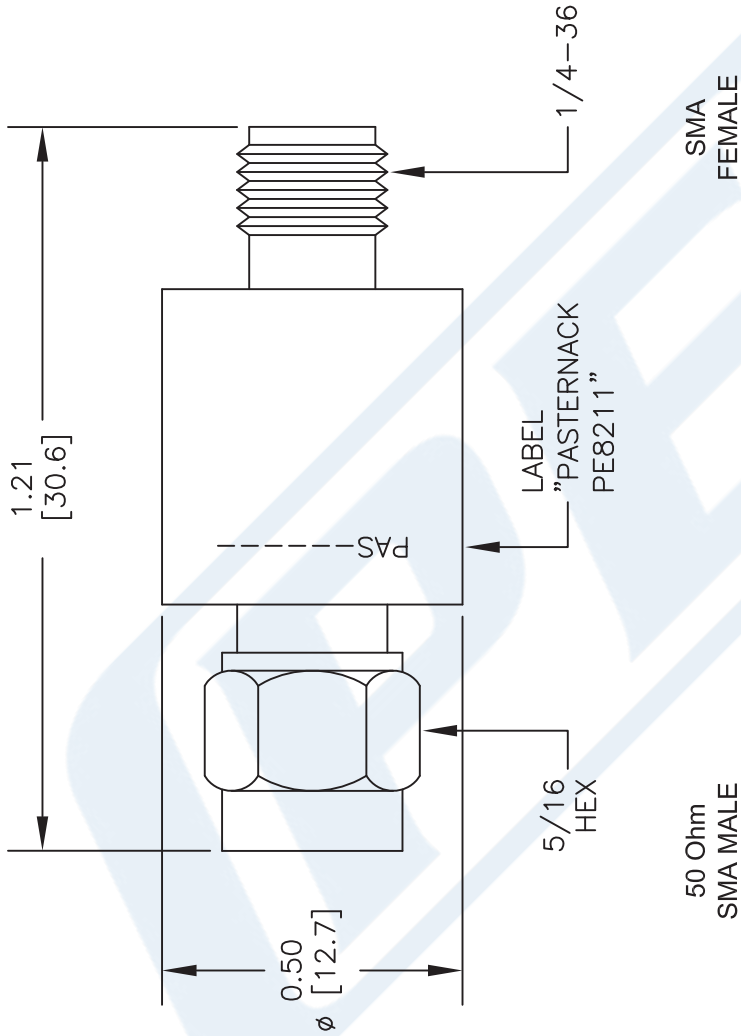
DC Block on Outer Conductor SMA Male to SMA Female Operating From 10 MHz to 18 GHz from Pasternack Enterprises has same day shipment for domestic and International orders. Our RF, microwave and millimeter wave products maintain a 99% availability and are part of the broadest selection in the industry.

Click the following link (or enter part number in "SEARCH" on website) to obtain additional part information including price, inventory and certifications: [DC Block on Outer Conductor SMA Male to SMA Female Operating From 10 MHz to 18 GHz PE8211](https://www.pasternack.com/50-ohm-sma-outer-dc-block-0.1-18-ghz-pe8211-p.aspx)

URL: <https://www.pasternack.com/50-ohm-sma-outer-dc-block-0.1-18-ghz-pe8211-p.aspx>

The information contained in this document is accurate to the best of our knowledge and representative of the part described herein. It may be necessary to make modifications to the part and/or the documentation of the part, in order to implement improvements. Pasternack reserves the right to make such changes as required. Unless otherwise stated, all specifications are nominal. Pasternack does not make any representation or warranty regarding the suitability of the part described herein for any particular purpose, and Pasternack does not assume any liability arising out of the use of any part or documentation.

**PE8211 CAD Drawing**  
 DC Block on Outer Conductor SMA Male to SMA Female  
 Operating From 10 MHz to 18 GHz



**STANDARD TOLERANCES**  
 .X ±0.2  
 .XX ±0.1  
 .XXX ±0.05

\*STANDARD TOLERANCES APPLY ONLY TO DIMENSIONS IN INCHES

**NOTES:**  
 1. UNLESS OTHERWISE SPECIFIED ALL DIMENSIONS ARE NOMINAL.  
 2. ALL SPECIFICATIONS ARE SUBJECT TO CHANGE WITHOUT NOTICE AT ANY TIME.  
 3. DIMENSIONS ARE IN INCHES [mm].

DWG TITLE  
**PE8211**

FSCM NO. 53919

CAD FILE 070716

SCALE N/A

SIZE A

2233

**(PE) PASTERNAK®**  
 THE ENGINEER'S RF SOURCE

Pasternack Enterprises, Inc.  
 P.O. Box 16759 | Irvine | CA | 92623

Phone: (949) 261-1920 | Fax: (949) 261-7451  
 Website: www.pasternack.com | E-Mail: sales@pasternack.com