



## 1 dB Fixed Attenuator, 2.92mm Male to 2.92mm Female Passivated Stainless Steel Body Rated to 2 Watts Up to 40 GHz

### RF Fixed Attenuators Technical Data Sheet

**PE7395-1**

#### Features

- DC to 40 GHz Frequency Range
- Attenuation 1±0.8 dB
- Max Power 2 Watts (CW)
- Typical VSWR 1.4:1

#### Applications

- Instrumentation
- Precision measurements
- Prototyping and characterization
- Production systems

#### Description

Pasternack carries a wide range of fixed attenuators with a broad selection of attenuation levels, frequency ranges, and power dissipation ranges. RF microwave attenuators (also known as RF pads) lower the amplitude of a signal (attenuate) a known amount and can be used in a wide variety of applications. These attenuator pads are used when a signal needs to be reduced to protect measurement equipment or other circuitry, to extend the range of power meters and amplifiers, and to impedance match circuits by reducing the VSWR seen by adjacent components. RF attenuators can prevent signal overload in amplifiers, receivers and detectors, adjusting the signal level to a range that is optimal.

Few RF components are as commonly used as fixed coaxial attenuators, and Pasternack carries one of the largest in-stock varieties and ships them same day. The 1 dB Fixed Attenuator PE7395-1 is rated to 2 Watts and operates from DC to 40 GHz. The versatile coaxial package uses 2.92mm male to 2.92mm female connectors and is also REACH and RoHS compliant.

#### Electrical Specifications

Description	Minimum	Typical	Maximum	Units
Frequency Range	DC		40	GHz
Impedance		50		Ohms
Nominal Attenuation		1		dB
Attenuation Accuracy		±0.8		dB
VSWR		1.4:1	1.6:1	
Input Power, CW derated linearly to 0% at +125°C			2	Watts
Input Power, Peak 1µs pulse, 1% duty cycle			100	Watts

Click the following link (or enter part number in "SEARCH" on website) to obtain additional part information including price, inventory and certifications: [1 dB Fixed Attenuator, 2.92mm Male to 2.92mm Female Passivated Stainless Steel Body Rated to 2 Watts Up to 40 GHz PE7395-1](#)



1 dB Fixed Attenuator, 2.92mm Male to 2.92mm Female  
Passivated Stainless Steel Body Rated to 2 Watts Up to 40 GHz

## RF Fixed Attenuators Technical Data Sheet

PE7395-1

### Mechanical Specifications

#### Size

Length	1.04 in [26.42 mm]
Width/Diameter	0.312 in [7.92 mm]
Weight	0.015 lbs [6.8 g]
Body Material and Plating	Passivated Stainless Steel

#### Configuration

Design	Fixed
Package Style	Connectorized Module

#### Connectors

Description	Connector 1	Connector 2
Type	2.92mm Male	2.92mm Female
Connector Specification	MIL-C-39012	MIL-C-39012
Contact Material and Plating	Beryllium Copper, Gold over Nickel	Beryllium Copper, Gold over Nickel
Contact Plating Specification	1.3µm/2µm	1.3µm/2µm
Outer Conductor Material and Plating	Passivated Stainless Steel	Passivated Stainless Steel
Coupling Nut Material and Plating	Passivated Stainless Steel	
Body Material and Plating	Passivated Stainless Steel	Passivated Stainless Steel

### Environmental Specifications

#### Temperature

Operating Range	-55 to +125 deg C
Storage Range	-55 to +125 deg C

### Compliance Certifications (visit [www.Pasternack.com](http://www.Pasternack.com) for current document)

RoHS Compliant	
REACH Compliant	12/17/2015

### Plotted and Other Data

Notes:

Click the following link (or enter part number in "SEARCH" on website) to obtain additional part information including price, inventory and certifications: [1 dB Fixed Attenuator, 2.92mm Male to 2.92mm Female Passivated Stainless Steel Body Rated to 2 Watts Up to 40 GHz PE7395-1](#)

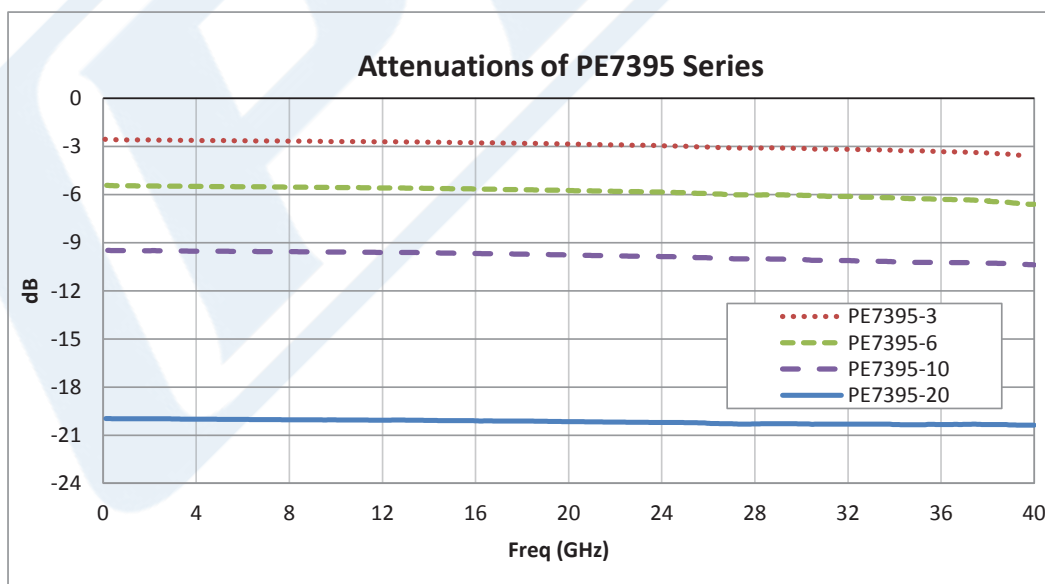
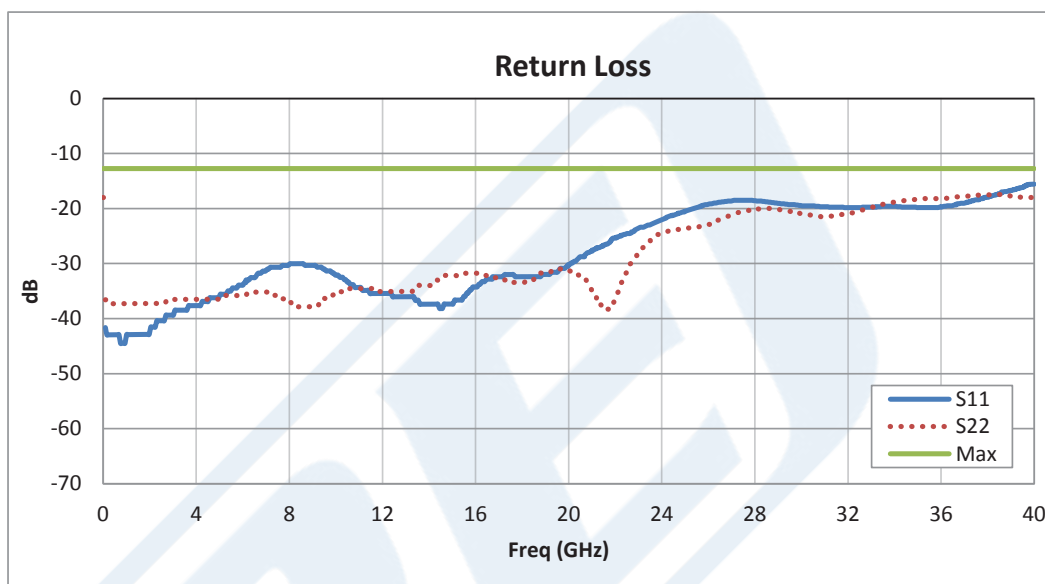


1 dB Fixed Attenuator, 2.92mm Male to 2.92mm Female  
Passivated Stainless Steel Body Rated to 2 Watts Up to 40 GHz

## RF Fixed Attenuators Technical Data Sheet

PE7395-1

### Typical Performance Data



Click the following link (or enter part number in "SEARCH" on website) to obtain additional part information including price, inventory and certifications: [1 dB Fixed Attenuator, 2.92mm Male to 2.92mm Female Passivated Stainless Steel Body Rated to 2 Watts Up to 40 GHz PE7395-1](#)



1 dB Fixed Attenuator, 2.92mm Male to 2.92mm Female  
Passivated Stainless Steel Body Rated to 2 Watts Up to 40 GHz

## RF Fixed Attenuators Technical Data Sheet

PE7395-1

1 dB Fixed Attenuator, 2.92mm Male to 2.92mm Female Passivated Stainless Steel Body Rated to 2 Watts Up to 40 GHz from Pasternack Enterprises has same day shipment for domestic and International orders. Our RF, microwave and millimeter wave products maintain a 99% availability and are part of the broadest selection in the industry.

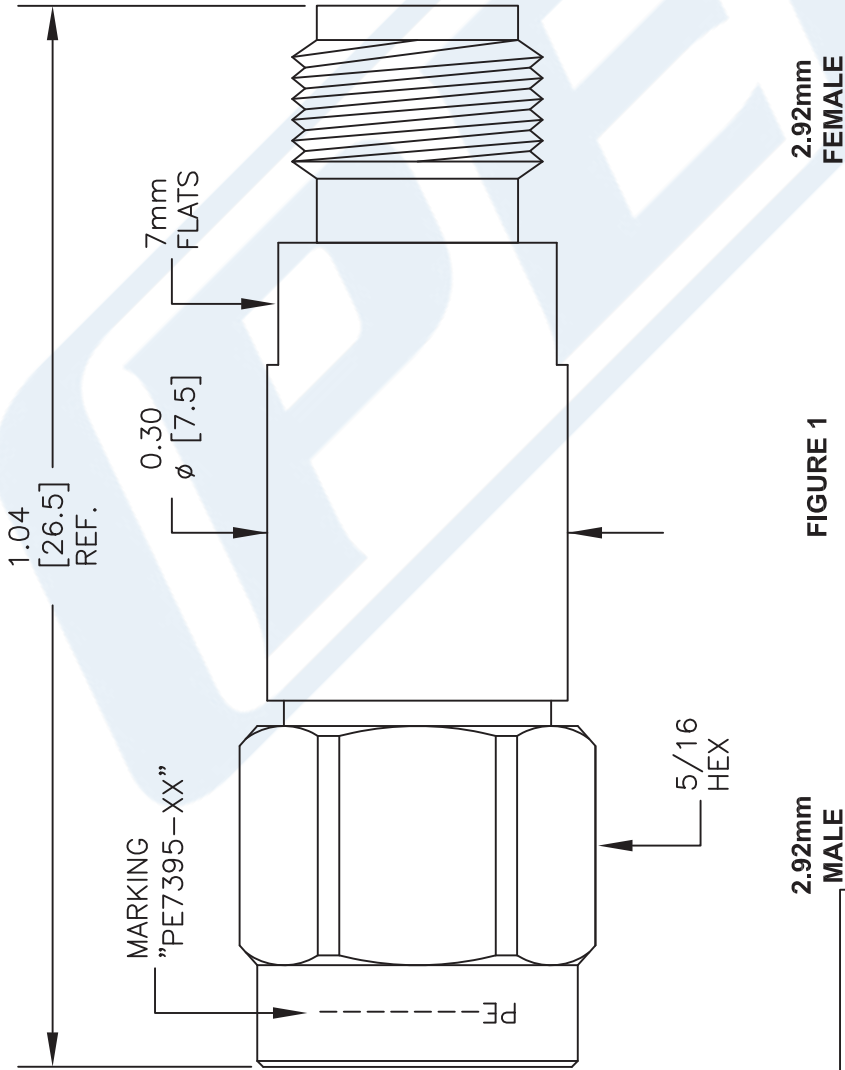
Click the following link (or enter part number in "SEARCH" on website) to obtain additional part information including price, inventory and certifications: [1 dB Fixed Attenuator, 2.92mm Male to 2.92mm Female Passivated Stainless Steel Body Rated to 2 Watts Up to 40 GHz PE7395-1](http://www.pasternack.com/1db-fixed-2.92mm-male-2.92mm-female-2-watts-attenuator-pe7395-1-p.aspx)

URL: <http://www.pasternack.com/1db-fixed-2.92mm-male-2.92mm-female-2-watts-attenuator-pe7395-1-p.aspx>

PE7395-1 CAD Drawing

1 dB Fixed Attenuator, 2.92mm Male to 2.92mm Female Passivated  
Stainless Steel Body Rated to 2 Watts Up to 40 GHz

P/N	ATTEN.	FIGURE
PE7395-0	0 dB	1
PE7395-1	1 dB	1
PE7395-2	2 dB	1
PE7395-3	3 dB	1
PE7395-4	4 dB	1
PE7395-5	5 dB	1
PE7395-6	6 dB	1
PE7395-7	7 dB	1
PE7395-8	8 dB	1
PE7395-9	9 dB	1
PE7395-10	10 dB	1
PE7395-12	12 dB	1
PE7395-15	15 dB	1
PE7395-20	20 dB	1



STANDARD TOLERANCES
.X ±0.2
.XX ±0.1
.XXX ±0.05

\*STANDARD TOLERANCES APPLY ONLY TO DIMENSIONS IN INCHES

NOTES:  
1. UNLESS OTHERWISE SPECIFIED ALL DIMENSIONS ARE NOMINAL.  
2. ALL SPECIFICATIONS ARE SUBJECT TO CHANGE WITHOUT NOTICE AT ANY TIME.  
3. DIMENSIONS ARE IN INCHES [mm].

DWG TITLE	FSCM NO.	CAD FILE	SCALE	SIZE	3045
PE7395	53919	022616	N/A	A	

**PE PASTERNAK®**  
THE ENGINEER'S RF SOURCE

Pasternack Enterprises, Inc.  
P.O. Box 16759 | Irvine | CA | 92623

Phone: (949) 261-1920 | Fax: (949) 261-7451  
Website: www.pasternack.com | E-Mail: sales@pasternack.com