


# LC Fiber Optic Connectors

# PANDUIT®

## SPECIFICATION SHEET

### specifications

LC small form factor (SFF) field polish connectors with rear pivot latch shall be TIA/EIA-604 FOCIS-10 compatible. LC simplex and duplex connectors shall be field terminable. The fibers shall terminate in 1.25mm ceramic ferrules with non-optical disconnect functionality and an average insertion loss of 0.1dB per mated pair for multimode and singlemode fiber.



### technical information

<b>Standards requirements:</b>	TIA/EIA-604 FOCIS-10 compatible; exceeds TIA/EIA-568-B.3 requirements
<b>Fiber compatibility:</b>	62.5/125µm OM1, 50/125µm OM2, 10Gig™ 50/125µm laser optimized OM3/OM4 and 9/125µm OS1
<b>Fiber cable type:</b>	900µm tight-buffered fiber recommended 250µm coated fiber, by using F250BT-C 250 micron fiber build-up tube kit or FO6CB or FO12CB fan-out kit
<b>Jacketed cable size:</b>	1.6mm – 2.0mm jacketed cable
<b>Ferrule type:</b>	Zirconia ceramic
<b>Insertion loss:</b>	0.1dB average (multimode and singlemode)
<b>Return loss:</b>	>20dB (multimode), >40dB (singlemode)

### key features and benefits

<b>Rear pivot latch design, robust construction</b>	Longer beam reduces deflection during mating and unmating to reduce latch fatigue, leading to longer cycle life
<b>Anti-srag latch</b>	Low profile latch resists cable snagging
<b>Wide “positive grip” thumb latch</b>	Multi-grooved, full body width thumb latch improves grip for better control during matings/unmatings; promotes fast, easy MACs (moves, adds, changes) in high-density applications
<b>Audible “click” upon successful mating</b>	Provides user with a definitive signal of successful connector mating
<b>Field installable duplex clip with integrated polarity markers</b>	Allows fast, easy field polarity changes without tools; quick identification of polarity
<b>One connector body design for both simplex and duplex applications</b>	A single connector design is used for both simplex and duplex patch cords and inside the wall applications to simplify installation
<b>Protective cap locks onto connector latch with audible “click”</b>	Protective cap automatically locks onto connector latch, completely covering connector end; prevents ferrule end face damage by providing protection from contamination and impact
<b>Anaerobic adhesive field installation</b>	Simplifies and reduces installation time by 50% compared to heat cured epoxy terminations; curing oven/time not required
<b>Rugged body construction</b>	Stable performance under side loads for improved reliability
<b>Independent free-floating ferrules</b>	Ensures physical fiber contact for consistent low return loss, unlike unitary multi-fiber ferrule connectors
<b>1.25mm ceramic ferrules</b>	Provide the highest durability for repeated matings

### applications

Panduit LC Fiber Optic Connectors provide a rugged solution for high-density telecommunication rooms, LANs, public networks and fiber-to-the-desk applications. LC simplex and duplex connectors are used for equipment cross-connects or interconnects in backbone, horizontal and

work area applications for high-speed data transmissions. The high-density design and 1.25mm ferrules double the port density (compared to SC connectors) to reduce space requirements on racks, enclosures, panels and faceplates.

### LC Simplex Fiber Optic Connectors for 900µm Buffered Fiber and 1.6mm – 2.0mm Jacketed Cable

<b>OM1 Multimode:</b>	FLCSMEIY
<b>OM2, OM3, OM4 Multimode:</b>	FLCSMBLY
<b>OS2 Singlemode:</b>	FLCSSBUY

### LC Simplex Fiber Optic Connectors for 3.0mm Jacketed Cable

<b>OM1 Multimode:</b>	FLCSM3.0EI
<b>OM2, OM3, OM4 Multimode:</b>	FLCSM3.0BL
<b>OS2 Singlemode:</b>	FLCSS3.0BU

### LC Duplex Fiber Optic Connectors for 900µm Buffered Fiber

<b>MOM1 Multimode:</b>	FLCDM900EIY
<b>OM2, OM3, OM4 Multimode:</b>	FLCDM900BLY
<b>OS2 Singlemode:</b>	FLCDS900BUY

### LC Duplex Fiber Optic Connectors for 1.6mm – 2.0mm Jacketed Cable

<b>OM1 Multimode:</b>	FLCDMEIY
<b>OM2, OM3, OM4 Multimode:</b>	FLCDMBLY
<b>OS2 Singlemode:</b>	FLCDSBUY

### LC Duplex Fiber Optic Connectors for 3.0mm Jacketed Cable

<b>OM1 Multimode:</b>	FLCDM3.0EI
<b>OM2, OM3, OM4 Multimode:</b>	FLCDM3.0BL
<b>OS2 Singlemode:</b>	FLCDS3.0BU

### Mini-Com® Sr./Jr. LC Adapter Modules

<b>1 Duplex MM:</b>	CMDJLC**
<b>Duplex 10 GbE (zirc.):</b>	CMDJAQLCZBL
<b>Duplex SM (zirc.):</b>	CMDJLCZ**

For Sr./Sr., replace J in part number with S.

### Opticom® LC Fiber Adapter Panels

<b>16 duplex 10 GbE (zirc.):</b>	FAP6WAQDL CZ
<b>6 duplex MM:</b>	FAP6WEIDL C
<b>6 duplex SM (zirc.):</b>	FAP6WBUDL CZ
<b>12 duplex MM:</b>	FAP12WEIDL C
<b>12 simplex SM (zirc.):</b>	FAP12WBUL CZ

### QuickNet™ MTP\* Cassettes

<b>6 LC to MTP* (12f):</b>	FC^12-10Y
<b>12 LC to 2 MTP* (24f):</b>	FC^24-10Y

### QuickNet™ Optimized 10 GbE MTP\* Cassettes

<b>6 LC to MTP* (12f):</b>	FCXO-12-10Y
<b>12 LC to 2 MTP* (24f):</b>	FCXO-24-10Y

### Opti-Core® Fiber Optic Patch Cords

<b>Duplex LC to LC:</b>	F^E10-10M±Y
<b>Simplex LC to LC:</b>	F^F10-10M±Y
<b>Duplex SC to LC:</b>	F^E3-10M±Y
<b>Simplex SC to LC:</b>	F^F3-10M±Y
<b>Simplex LC to pigtail:</b>	F^B10-NM±Y

### LC Termination Tooling

<b>110V termination kit:</b>	FIELDKIT
<b>230V termination kit:</b>	FIELDKIT-G
<b>Refurbishment kit:</b>	FIELDKITRFB

### HD Connector Removal Tool

<b>For LC and SC:</b>	HDCRT
-----------------------	-------

### LC Lock-in Duplex Clip

<b>LC lock-in duplex clip:</b>	FLCCLIW-X
--------------------------------	-----------

\*\*Substitute for module color:

EI = Electric Ivory	BU = Blue
IG = International Gray	WH = White
TG = Technical Gray	BL = Black
AW = Arctic White	W = Off White
EW = European White	

^Substitute for fiber type: Z (OM4-10 GbE 50/125µm), X (OM3-10 GbE 50/125µm), 5 (OM2-50/125µm), 6 (OM1-62.5/125µm) or 9 (OS1-9/125µm).

‡Substitute for length in meters: 1, 2, 3, 5 or 10 for patch cords, and 1, 2 or 3 for pigtails; singlemode patch cords are also available in 12, 15, 25 or 30 meter lengths. Contact Customer Service for other available lengths.

# LC Fiber Optic Connectors

## performance information

Test Parameter	Description	Result
Qualification test suite (TIA/EIA-568-B.3 requirements)	Complete testing protocol per TIA/EIA-568-B.3 using TIA/EIA FOTPs that include mechanical, environmental and optical test sequences	Compliant; exceeds TIA/EIA-568-B.3 requirements
Connector intermatability	Dimensional and material compliance to TIA/EIA standards	All connectors are FOCIS compatible with TIA/EIA-604-3

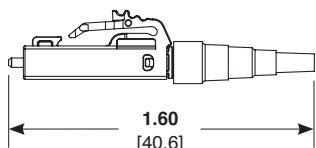
## selection information

Part Number	Connector Type	Cable Type	Fiber	Ferrule	Housing Color	Boot Color	Average Insertion Loss**	Return Loss
FLCSMEIY	Simplex	900µm buffered fiber and 1.6mm – 2.0mm jacketed cable	OM1 Multimode	Zirconia Ceramic	Electric Ivory	Electric Ivory	0.1dB	>20
FLCSM3.0EI	Simplex	3.0mm jacketed cable						
FLCDMEIY	Duplex	1.6mm – 2.0mm jacketed cable						
FLCDM900EIY	Duplex	900µm buffered fiber						
FLCDM3.0EI	Duplex	3.0mm jacketed cable						
FLCSMBLY	Simplex	900µm buffered fiber and 1.6mm – 2.0mm jacketed cable	OM2, OM3, OM4 Multimode	Zirconia Ceramic	Black	Aqua	0.1dB	>20
FLCSM3.0BL	Simplex	3.0mm jacketed cable						
FLCDMBLY	Duplex	1.6mm – 2.0mm jacketed cable						
FLCDM900BLY	Duplex	900µm buffered fiber						
FLCDM3.0BL	Duplex	3.0mm jacketed cable	Singlemode	Zirconia Ceramic	Blue	Blue	0.1dB	>40
FLCSSBUY	Simplex	900µm buffered fiber and 1.6mm – 2.0mm jacketed cable						
FLCSS3.0BU	Simplex	3.0mm jacketed cable						
FLCDSBUY	Duplex	1.6mm – 2.0mm jacketed cable						
FLCDS900BUY	Duplex	900µm buffered fiber						
FLCDS3.0BU	Duplex	3.0mm jacketed cable						

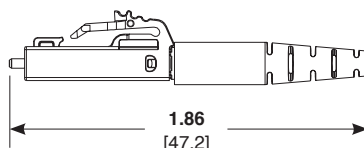
\*All connector insertion loss values calculated from tests taken with precision launch jumper assemblies per TIA/EIA-FOTP-171.

### LC SIMPLEX CONNECTORS

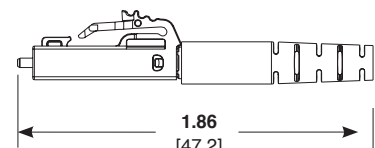
FOR 900µM BUFFERED FIBER OR 1.6MM – 2.0MM JACKETED CABLE



FLCSMEIY, FLCSSBUY



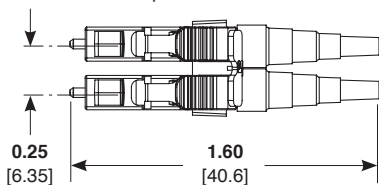
FOR 3.0MM JACKETED CABLE



FLCSM3.0EI, FLCSS3.0BU

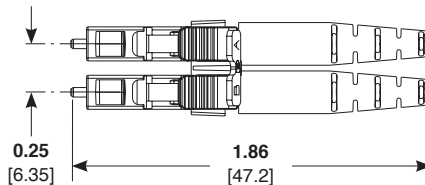
### LC DUPLEX CONNECTORS

FOR 900µM BUFFERED FIBER



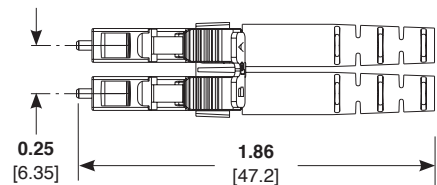
FLCDM900EIY, FLCDS900BUY

FOR 1.6MM – 2.0MM JACKETED CABLE



FLCDMEIY, FLCDSBUY

FOR 3.0MM JACKETED CABLE



FLCDM3.0EI, FLCDS3.0BU

Dimensions are in inches [Dimensions in brackets are in millimeters].

### WORLDWIDE SUBSIDIARIES AND SALES OFFICES

PANDUIT CANADA  
Markham, Ontario  
cs-cdn@panduit.com  
Phone: 800.777.3300

PANDUIT EUROPE LTD.  
London, UK  
cs-emea@panduit.com  
Phone: 44.20.8601.7200

PANDUIT SINGAPORE PTE. LTD.  
Republic of Singapore  
cs-ap@panduit.com  
Phone: 65.6305.7575

PANDUIT JAPAN  
Tokyo, Japan  
cs-japan@panduit.com  
Phone: 81.3.6863.6000

PANDUIT LATIN AMERICA  
Guadalajara, Mexico  
cs-la@panduit.com  
Phone: 52.33.3777.6000

PANDUIT AUSTRALIA PTY. LTD.  
Victoria, Australia  
cs-aus@panduit.com  
Phone: 61.3.9794.9020

For a copy of Panduit product warranties, log on to [www.panduit.com/warranty](http://www.panduit.com/warranty)

For more information

Visit us at [www.panduit.com](http://www.panduit.com)

Contact Customer Service by email: [cs@panduit.com](mailto:cs@panduit.com)  
or by phone: 800.777.3300

**PANDUIT**

©2015 Panduit Corp.  
ALL RIGHTS RESERVED.

FBS13--WW-ENG

3/2015