


Fusion Splice-On Fiber Optic Connectors

specifications

LC and SC form factor Fusion-Splice Connectors shall be TIA/EIA-604 FOCIS-3 (for SC) and FOCIS-10 compatible (for LC), and include a pre-polished fiber which eliminates the need for field polishing and adhesives. The connectors shall be composed of a ferrule assembly with integral fiber, a front housing, and a rear assembly, plus additional components as necessary by connector type (including angled physical contact polish). The connectors shall exceed TIA/EIA-568-D.3 performance requirements for IL and RL, and have a functional temperature range from -40°C to 75°C. These splice-on connectors shall be compatible with Sumitomo brand splice units.



technical information

Standards Requirements:	TIA/EIA-604 FOCIS-3 (for SC) and TIA/EIA-604 FOCIS-10 (for LC); TIA/EIA-568-D.3
Fiber Compatibility:	9/125um Singlemode for OS1/OS2, 50/125 Multimode for OM2, OM3, and OM4
Fiber Size and Type:	250um coated fiber or 900um tight buffered fiber
Ferrule Type:	Factory polished zirconia ceramic
Insertion Loss:	Singlemode fiber is 0.15dB IL average, 0.30dB IL maximum; multimode fiber is 0.10dB IL average, 0.25dB IL maximum
Return Loss:	Singlemode fiber is > 55dB (UPC) or > 65dB (APC); multimode fiber is > 30dB (PC)

key features and benefits

Quick Installation	The LC and SC splice-on connectors for 250um and 900um cable can be terminated in under two minutes per connector.
Reliable Performance	Superior components mean better performing links with less down time.
Superior Function	Factory pre-polished end-faces and no index-matching gel enable installation almost anywhere.

applications

Single Fiber Splice-On Connectors enable rapid deployment of high performance field terminations for today's Enterprise and Data Center applications. Field termination allows for deployment of custom fiber links without added time and planning typically required for pre-terminated assemblies, while using the real-time splice loss calculations of typical fusion splice machines to enable confidence in component performance. Splice-on connectors can be used for initial installation of fiber links, MAC work, or repairs to existing links to minimize downtime. Fusion splice connectors also allow for higher performance links through lower insertion loss and higher return loss characteristics. Splice-on connectors require less space for management like splice sleeves and trays, as well as reducing the amount of fiber needing management typical of pigtail splicing.

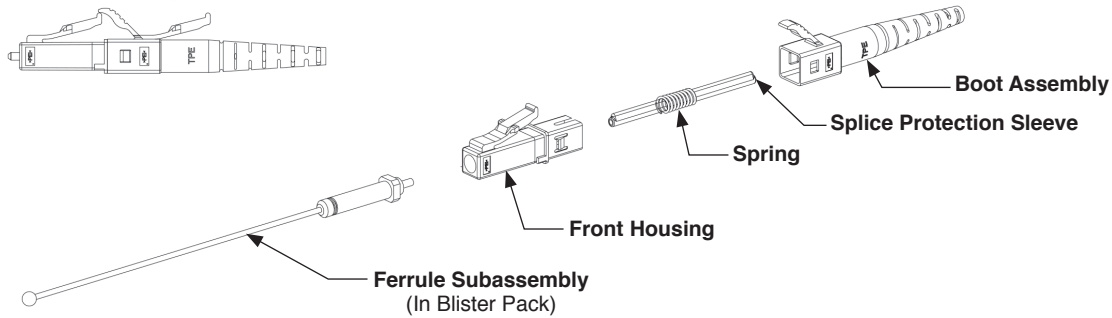
Fusion Splice-On Fiber Optic Connectors

selection information

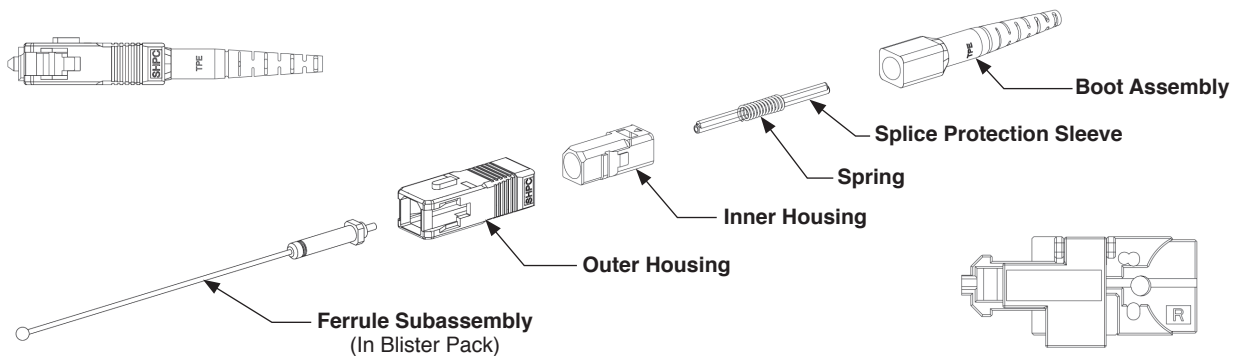
Part Number	Connector Type	Polish	Color	Fiber	Insertion Loss	Return Loss
FLCS2/9SOCU9BU	Simplex LC	UPC	Blue	9/125um OS1/OS2	0.15dB Average	> 55dB
FLCS2/9SOCA9AG	Simplex LC	APC	Green	9/125um OS1/OS2	0.15dB Average	> 65dB
FLCS2/9SOCPXAQ	Simplex LC	PC	Aqua	50/125um OM2, OM3, OM4	0.10dB Average	> 30dB

FSCS2/9SOCU9BU	Simplex SC	UPC	Blue	9/125um OS1/OS2	0.15dB Average	> 55dB
FSCS2/9SOCA9AG	Simplex SC	APC	Green	9/125um OS1/OS2	0.15dB Average	> 65dB
FSCS2/9SOCPXAQ	Simplex SC	PC	Aqua	50/125um OM2, OM3, OM4	0.10dB Average	> 30dB

fiber LC splice-on connector for 250/900um fiber



fiber SC splice-on connector for 250/900um fiber



WORLDWIDE SUBSIDIARIES AND SALES OFFICES

PANDUIT CANADA
Markham, Ontario
cs-cdn@panduit.com
Phone: 800.777.3300

PANDUIT EUROPE LTD.
London, UK
cs-emea@panduit.com
Phone: 44.20.8601.7200

PANDUIT SINGAPORE PTE. LTD.
Republic of Singapore
cs-ap@panduit.com
Phone: 65.6305.7575

PANDUIT JAPAN
Tokyo, Japan
cs-japan@panduit.com
Phone: 81.3.6863.6000

PANDUIT LATIN AMERICA
Guadalajara, Mexico
cs-la@panduit.com
Phone: 52.33.3777.6000

PANDUIT AUSTRALIA PTY. LTD.
Victoria, Australia
cs-aus@panduit.com
Phone: 61.3.9794.9020

For a copy of Panduit product warranties, log on to www.panduit.com/warranty

For more information

Visit us at www.panduit.com

Contact Customer Service by email: cs@panduit.com
or by phone: 800.777.3300

PANDUIT[®]

© 2018 Panduit Corp.
ALL RIGHTS RESERVED.
FBSP148--WW-ENG
8/2018