


LC Fiber Optic Adapters

PANDUIT®

SPECIFICATION SHEET

specifications

LC small form factor (SFF) fiber optic adapters with integrated panel retention clips are TIA/EIA-604 FOCIS-10 compatible. Each LC simplex adapter shall connect one LC connector pair in one module space. Each LC duplex adapter shall connect two LC connector pairs in one module space.



technical information

Standards requirements:	TIA/EIA-604 FOCIS-10 compatible; exceeds TIA/EIA-568-B.3 requirements
Split sleeve material:	Zirconia ceramic (required for singlemode applications)
Insertion loss:	.1dB average (multimode and singlemode); supports the performance of FOCIS-10 compliant connectors/patch cords
Return loss:	Supports singlemode (>40dB for SPC and >55dB for UPC) and multimode (>20dB) connector polish performance

*Panduit LC Connector/Adapter connection

key features and benefits

Integrated panel retention clips	No metal clips to become bent, damaged or lost; simplex adapter clips automatically adjust for FOCIS-10 compliant panel thickness variations for improved mounting
Superior weld strength	Provides a more durable product under stress for improved reliability and increased life
LC duplex adapters fit SC simplex adapter openings	Doubles the density in the same rack space; substitute simplex SCs with duplex LCs to increase connectivity 100%
Short flange design	Improved modularity and higher density usage
Adapters available in Mini-Com® Modules	System flexibility; modules are interchangeable within Panduit® Mini-Com® Outlets, Boxes and Patch Panels
Adapters available in patch panels, fiber adapter panels (FAPs) and Opticom® QuickNet™ Pre-Terminated MTP* Cassettes	Provides a complete LC system solution
Modules available in multiple colors	Allows color-coding for network segregation

applications

Panduit LC SFF Fiber Optic Adapters can be used with Mini-Com® Modules, Patch Panels, Faceplates and Surface Mount Boxes for a complete LC system solution. LC adapters provide a rugged solution for LANs, public networks, storage area networks and fiber-to-the-desk applications. The high-density design and 1.25mm ferrules double the port density (compared to SC connectors) to reduce space requirements on

racks, enclosures, panels and faceplates. LC adapters can also be mounted in high-density applications within Opticom® QuickNet™ Pre-Terminated MTP* Cassettes and Fiber Enclosures, and Opticom® Fiber Adapter Panels (FAPs) and Enclosures. HDCRT Connector Removal Tool can be used to simplify removal of connectors in high-density applications.

*MTP is a registered trademark of US Conec Ltd.

LC Fiber Optic Adapters

Duplex MM:	FADSLCEI-L
Duplex:	FADSLCAQ-L
Simplex (zirc.):	FASSLCZAQ-L
Duplex (zirc.):	FADSLCZAQ-L
Simplex SM (zirc.):	FASSLCZBU-L
Duplex SM (zirc.):	FADSLCZBU-L

L = Bag of 50 adapters; 100 per carton.

Mini-Com® LC Adapter Modules

Duplex (zirc.):	CMDSAQLCZBL
Duplex SM (zirc.):	CMDSL CZ**

Opticom® LC Fiber Adapter Panels

6 Duplex (zirc.):	FAP6WAQDLCZ
6 Duplex SM (zirc.):	FAP6WBUDLCZ
12 Simplex SM (zirc.):	FAP12WBULCZ

Opticom® QuickNet™ Pre-Terminated MTP* Cassettes

6 LC to MTP* (12f):	FC^12-10
12 LC to 2 MTP* (24f):	FC^24-10

LC Simplex Fiber Optic Connectors

Multimode:	FLCSMEI
Singlemode:	FLCSSBU

LC Duplex Fiber Optic Connectors

Multimode (1.6 – 2mm):	FLCDMEI
Singlemode (1.6 – 2mm):	FLCDSBU
Multimode (900µm):	FLCDM900EI
Singlemode (900µm):	FLCDS900BU

Opti-Core® Fiber Optic Patch Cords

Duplex LC to LC:	F^E10-10M‡
Simplex LC to LC:	F^F10-10M‡
Simplex LC to pigtail:	F^B10-NM‡

HD Connector Removal Tool

For LC and SC	HDCRT
----------------------	-------

**Substitute for module color:

EI = Electric Ivory	BU = Blue
IG = International Gray	WH = White
TG = Technical Gray	BL = Black
AW = Arctic White	IW = Off White
EW = European White	

^Substitute for fiber type:

X (OM3/OM4 50/125µm),
5 (OM2 – 50/125µm),
6 (OM1 – 62.5/125µm) or 9 (OS1 – 9/125µm).

‡Substitute for length in meters: 1, 2, 3, 5 or 10 for patch cords, and 1, 2 or 3 for pigtails; singlemode patch cords are also available in 12, 15, 25 or 30 meter lengths. Contact Customer Service for other available lengths.

LC Fiber Optic Adapters

design information


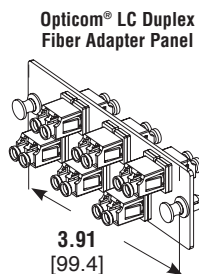
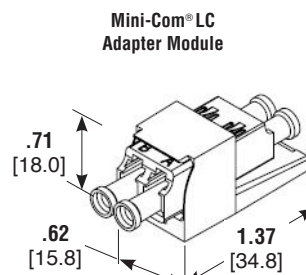
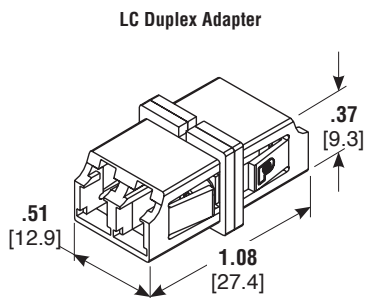
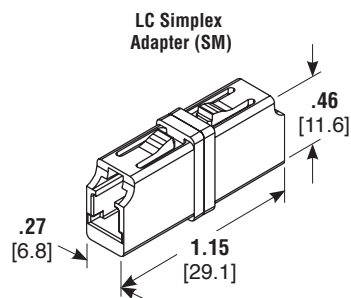
LC Adapter Type	Description	Application Type
Sr./Sr. (Senior/Senior)	Has a FOCIS-10 senior adapter interface (without keyway) at each end. Both ends accept FOCIS-10 compatible senior LC connectors (non-keyed; spring loaded ferrules).	Typically used for patch panel and outlet applications, including behind the wall applications.

selection information

Sr./Sr. Part Number	Adapter Type	Split Sleeve Material	Adapter Color	Module Color	Average Insertion Loss ^	Return Loss^
LC Adapters						
FASSLCZAQ-L	Multimode Simplex	Zirconia Ceramic	Aqua	N/A	.1dB	>20dB
FADSLCZAQ-L	Multimode Duplex	Zirconia Ceramic	Aqua	N/A		
FASSLCZBU-L	Singlemode Simplex	Zirconia Ceramic	Blue	N/A		>40dB
FADSLCZBU-L	Singlemode Duplex	Zirconia Ceramic	Blue	N/A		
LC Adapter Modules						
CMDSAQLCZBL	Multimode Duplex	Zirconia Ceramic	Aqua	Black	.1dB	>20dB
CMDSLCZBU	Singlemode Duplex	Zirconia Ceramic	Blue	Various**		>40dB

^Panduit LC Connector/Adapter connection.

**For other colors, replace suffix EI or BU with EI (Electric Ivory), BU (Blue), IG (International Gray), WH (White), TG (Technical Gray), BL (Black), AW (Arctic White), IW (Off White) or EW (European White).



Dimensions are in inches. [Dimensions in brackets are metric].

WORLDWIDE SUBSIDIARIES AND SALES OFFICES

PANDUIT US/CANADA
Phone: 800.777.3300

PANDUIT EUROPE LTD.
London, UK
Phone: 44.20.8601.7200

PANDUIT SINGAPORE PTE. LTD.
Republic of Singapore
Phone: 65.6305.7575

PANDUIT JAPAN
Tokyo, Japan
Phone: 81.3.6863.6000

PANDUIT LATIN AMERICA
Guadalajara, Mexico
Phone: 52.33.3777.6000

PANDUIT AUSTRALIA PTY. LTD.
Victoria, Australia
Phone: 61.3.9794.9020

For a copy of Panduit product warranties, log on to www.panduit.com/warranty

For more information

Visit us at www.panduit.com

Contact Customer Service by email: cs@panduit.com
or by phone: 800.777.3300

© 2019 Panduit Corp.
ALL RIGHTS RESERVED.
FBSP131--SA-ENG
8/2019