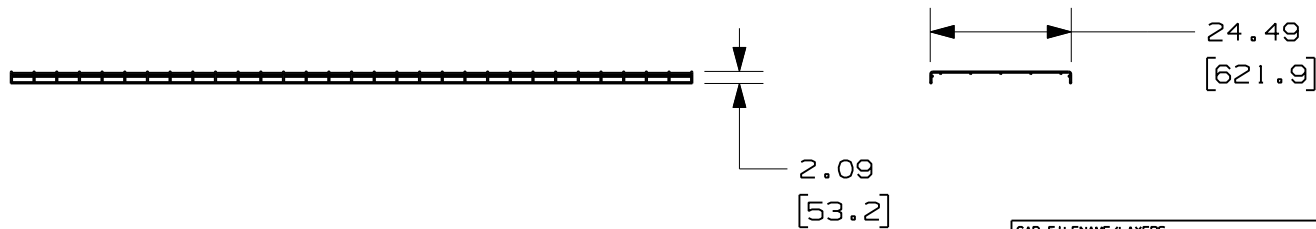

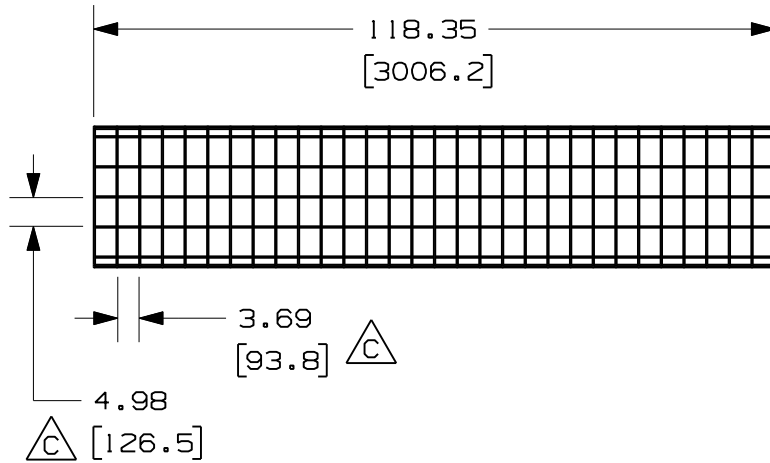


THIS COPY IS PROVIDED ON A RESTRICTED BASIS AND IS NOT TO BE USED IN ANY WAY DETRIMENTAL TO THE INTERESTS OF PANDUIT CORP.

|                     |                              |
|---------------------|------------------------------|
| PANDUIT PART NUMBER | WEIGHT                       |
| WG24**10            | 26 LB/EACH<br>11793.4 g/EACH |

NOTES:

1. SEE CURRENT CATALOG FOR ADDITIONAL PART SUFFIXES TO INDICATE PART FINISH AND/OR PACKAGING QUANTITY.
2. DIMENSIONS IN PARENTHESIS ARE METRIC.



CAD FILENAME/LAYERS 09D017DP\_DC/00B WG24\*\*10

PANDUIT CORP. TINLEY PARK, ILLINOIS

WYR-GRID CABLE TRAY 24" WIDE  
STRAIGHT SECTION 10' LONG (WG24\*\*10)  
CUSTOMER DRAWING

UNLESS OTHERWISE SPECIFIED, DIMENSIONAL TOLERANCES ARE:  
(.X) ± (.XXX) ± (A)  
(.XX) ± .125 (3.18) ANGLES ±  
UNLESS OTHERWISE SPECIFIED, ALL DIMENSIONS ARE GIVEN IN INCHES, THIRD ANGLE PROJECTION.

|     |         |      |     |  |             |     |      |     |  |  |
|-----|---------|------|-----|--|-------------|-----|------|-----|--|--|
| --- | ---     | ---  | --- | C. ADDED DIMENSIONS                          | 09D017DP-DC | RN  | RN   |     |  |  |
| I   | 5-17-10 | JAHA | SL  | B. REVISED PART NAME<br>A. REVISED TOLERANCE |             |     |      |     |  |  |
| R   | 5-3-10  | JAHA | SL  | RELEASED TO PRODUCTION                       | 09D017DP-DC | RN  | RN   |     |  |  |
| REV | DATE    | BY   | CHK | DESCRIPTION                                  | ECN         | CHK | CUST | SUP |  |  |

|                  |                           |                            |
|------------------|---------------------------|----------------------------|
| DRAWN BY<br>JAHA | MAT'L:<br>SEE NOTES ABOVE | SCALE<br>NONE              |
| DATE<br>5-3-10   |                           | DRAWING NO.<br>09D017DP-DC |
| CHK'D<br>SL      |                           | DWG<br>A<br>SIZE           |