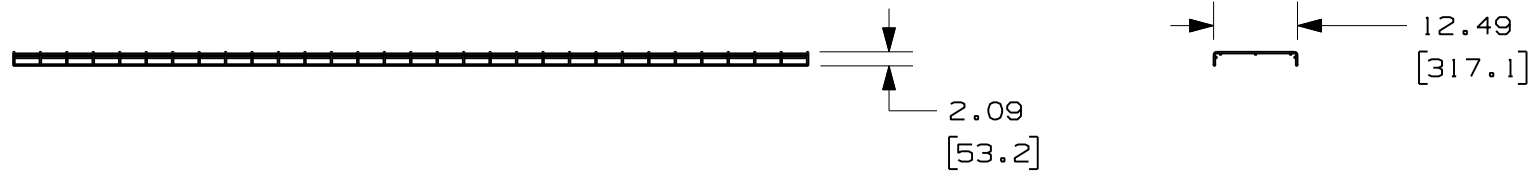
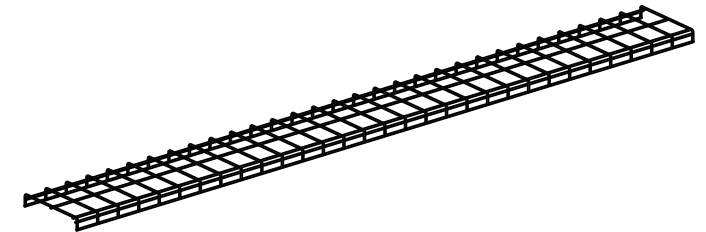
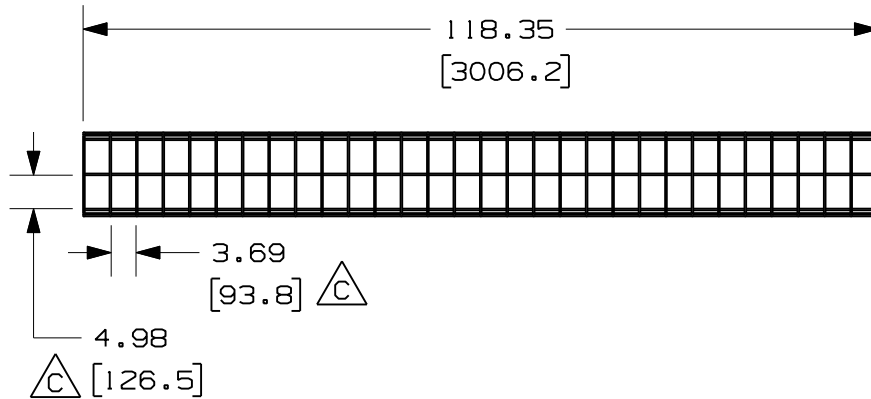


THIS COPY IS PROVIDED ON A RESTRICTED BASIS AND IS NOT TO BE USED IN ANY WAY DETRIMENTAL TO THE INTERESTS OF PANDUIT CORP.

PANDUIT PART NUMBER	WEIGHT
WG12**10	17.5 LB/EACH 7937.9 g/EACH

NOTES:

1. SEE CURRENT CATALOG FOR ADDITIONAL PART SUFFIXES TO INDICATE PART FINISH AND/OR PACKAGING QUANTITY.
2. DIMENSIONS IN PARENTHESIS ARE METRIC.



CAD FILENAME/LAYERS 09D017DN_DC/00B WG12**10

PANDUIT CORP. TINLEY PARK, ILLINOIS

WYR-GRID CABLE TRAY 12" WIDE
STRAIGHT SECTION 10' LONG (WG12**10)
CUSTOMER DRAWING

UNLESS OTHERWISE SPECIFIED, DIMENSIONAL TOLERANCES ARE:
(.X) ± .125 (3.18) ANGLES ± .005 (0.127) (XXX) ± .005 (0.127)
UNLESS OTHERWISE SPECIFIED, ALL DIMENSIONS ARE GIVEN IN INCHES, THIRD ANGLE PROJECTION.

REV	DATE	BY	CHK	DESCRIPTION	ECN	CHK	CUST	SUP
--	--	--	--	C. ADDED DIMENSIONS	09D017DN-DC	RN	RN	
I	5-17-10	JAHA	SL	B. REVISED PART NAME A. REVISED TOLERANCE				
R	4-30-10	JAHA	SL	RELEASED TO PRODUCTION	09D017DN-DC	RN	RN	

DRAWN BY JAHA	MAT'L:	SCALE NONE
DATE 4-30-10	SEE NOTES ABOVE	DRAWING NO. 09D017DN-DC
CHK'D SL		DWG SIZE A