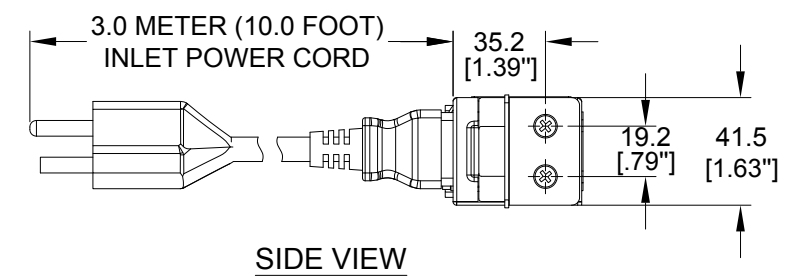
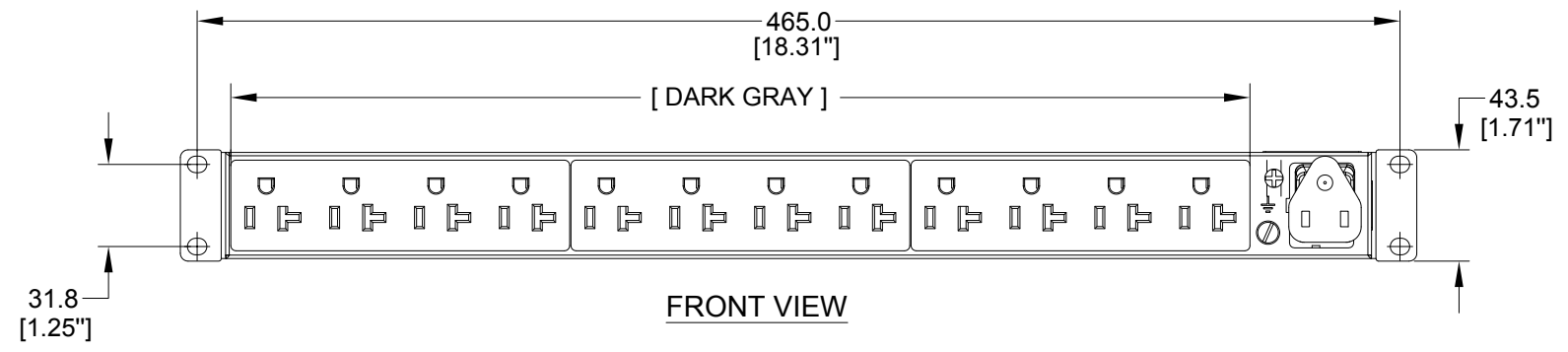
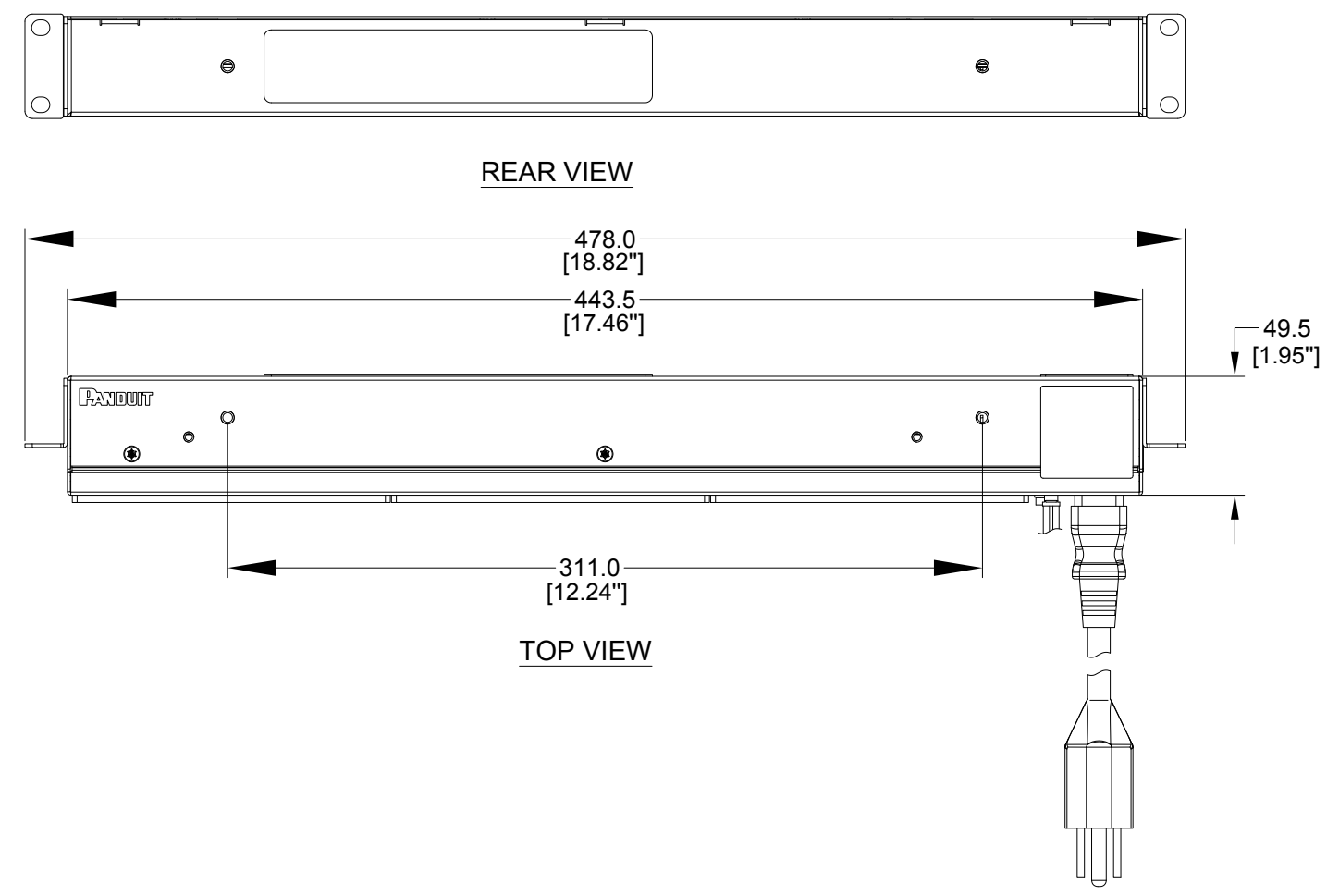


PANDUIT P/N	WEIGHT
P12B01M	1.1kg

NOTES:

- IDENTIFICATION:
  - UNIT TYPE: BASIC
  - ORIENTATION: HORIZONTAL, 1U
  - OUTLET QTY&TYPE: (12) NEMA 5-20R
  - BREAKER QTY&TYPE: N/A
  - INPUT VOLTAGE: 100-120V
  - INPUT CURRENT: 15A (12A DERATED)
  - INPUT PHASE: SINGLE-PHASE
  - RATED POWER: 1.9kVA
  - INPUT PLUG: NEMA 5-15P
  - INPUT CORD LENGTH: 3m [10']
- ACCESSORIES:
  - POCKET GUIDE
  - QTY: (4) M6 X 12 PAN HEAD MACHINE SCREWS
  - QTY: (4) M6 CAGED NUT
  - QTY: (2) BUTTONS
  - QTY: (2) M4 FINE THREAD SCREWS
- RoHS COMPLIANT
- VISIT PANDUIT'S ON-LINE CATALOG AT [WWW.PANDUIT.COM](http://WWW.PANDUIT.COM) FOR ADDITIONAL PRODUCT INFORMATION CONTAINED IN THE SPECIFICATION SHEET AS WELL AS A CURRENT LIST OF PRODUCTS APPLICABLE FOR USE WITH THIS PART
- MAXIMUM ALLOWABLE INPUT POWER = 1.9 kW
- INSTALLATION SHALL COMPLY WITH ALL APPLICABLE NATIONAL, STATE, AND LOCAL CODES



PLUG  
NEMA 5-15, 2P 3W STRAIGHT BLADE  
15A, 125V MAX RATED INPUT

RECEPTACLES  
NEMA 5-20R STRAIGHT BLADE  
20A, 125V MAX RATED OUTPUT

REV	DATE	BY	CHK	APR	DESCRIPTION	ECN
01B	08/21/2017	KUN	MIM	EDM	REVISED TOLERANCES AND INPUT CURRENT	P12B01M
01A	06/28/2017	KUN	MIM	EDM	INITIAL RELEASE	P12B01M

WE ASK THAT YOU CHECK FULLY THE DIMENSIONS, NOTES, AND SIGN THE CLIENT SIGNATURE BOX. THE JOB WILL NOT PROGRESS WITHOUT SIGNED APPROVAL. PLEASE DO NOT DELAY IN RETURNING PROOF AS IT WILL AFFECT DELIVERY		SIGN DATE PRINT
TITLE <b>BASIC SERIES PDU</b> <b>P12B01M</b> CUSTOMER DRAWING		
ITEM REVISION NAME		
DATASHEET FILE NAME		
UNLESS OTHERWISE SPECIFIED DIMENSIONAL TOLERANCE ARE: mm [IN]		MATERIAL/COLOR:  N/A
Tolerance(mm) 0<L<50 ±0.5 50<L<250 ±1.0 250<L<500 ±1.5 500<L<1000 ±2.5 1000<L<2000 ±4.0		DRAWING NUMBER: <b>P12B01M_DC</b>
DRAWN BY: KUN	DATE: 05/24/2017	SCALE: NONE
CHK: SEAN	SHT 1 OF 1	
		SCALE: B