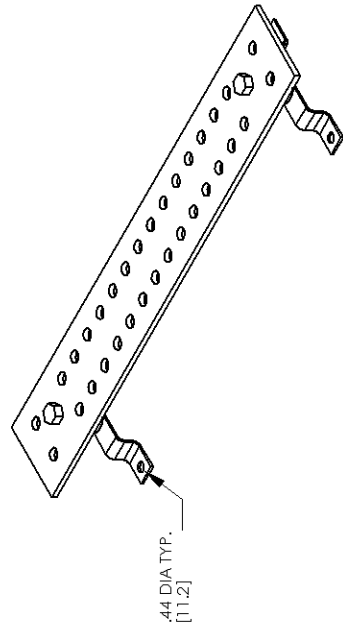
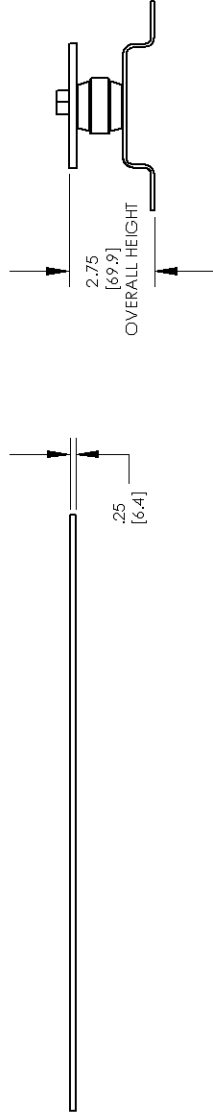
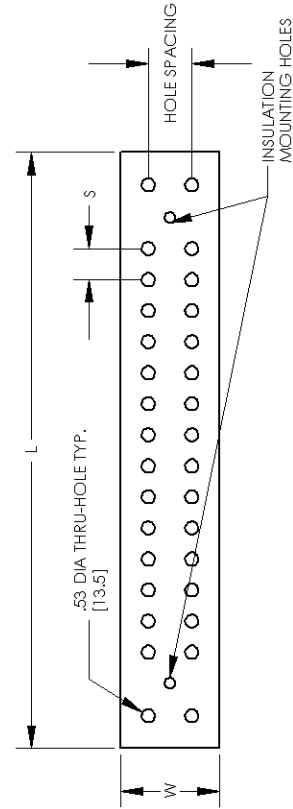


THIS COPY IS PROVIDED ON A RESTRICTED BASIS AND IS NOT TO BE USED IN ANY WAY DETRIMENTAL TO THE INTERESTS OF PANDUIT CORP.



ASSEMBLED AS SHOWN

NOTES:

1. KIT COMES FULLY ASSEMBLED
2. KIT INCLUDES BUSBAR, MOUNTING BRACKETS, INSULATORS, AND MOUNTING HARDWARE.
3. DIMENSIONS IN PARENTHESIS ARE MILLIMETERS.



LISTED
GROUNDING AND BONDING EQUIPMENT

PANDUIT PART NUMBER	DIMENSIONS - IN [mm]			HOLE PATTERN INFORMATION		MOUNTING BRACKET HARDWARE	MOUNTING KIT QUANTITY
	L	W	S	HOLE SIZE	HOLE SPACING # OF HOLE SETS		
GB4N007TPI-1	12.00 [304.8]	4.00 [101.6]	1.25	1/2"	1.75 7 SETS	BUTTON HEAD SCREW	2
GB4N016TPI-1	24.00 [609.6]	4.00 [101.6]	1.25	1/2"	1.75 16 SETS	BUTTON HEAD SCREW	2
GB4N024TPI-1	36.00 [914.4]	4.00 [101.6]	1.25/1.38	1/2"	1.75 14 SETS 10 SETS	BUTTON HEAD SCREW	2
GB4N026TPI-1	48.00 [1219.2]	4.00 [101.6]	1.56	1/2"	1.75 26 SETS	HEX BOLT	3
GB4N034TPI-1	60.00 [1524.0]	4.00 [101.6]	1.56	1/2"	1.75 34 SETS	HEX BOLT	3

PANDUIT CORP. TINLEY PARK, ILLINOIS		NEMA SPACING GROUNDING BUSBARS CUSTOMER DRAWING	
UNLESS OTHERWISE SPECIFIED, DIMENSIONAL TOLERANCES ARE: (XX) ± ANGLES ±		UNLESS OTHERWISE SPECIFIED, ALL DIMENSIONS ARE GIVEN IN INCHES, THIRD ANGLE PROJECTION	
DRAWN BY	JHNU	MATL:	NONE
DATE	1/08	DRAWING NO / CAD FILE	C41740_03
ECN	PM	CUST	CHK'D
REV	DATE	BY	CHK
03	11/08	JHNU/JHNU	REVISED DRAWING LAYOUT, REMOVED BRACKET VIEWS
02	11/08	JHNU/DWA	ADDED MOUNTING HARDWARE COLUMN TO TABLE
01	7/08	JHNU/DWA	ADDED HOLE PATTERN COLUMN TO TABLE
00	5/08	JHNU/DWA	DRAWING RELEASED
DESCRIPTION			

SIZE