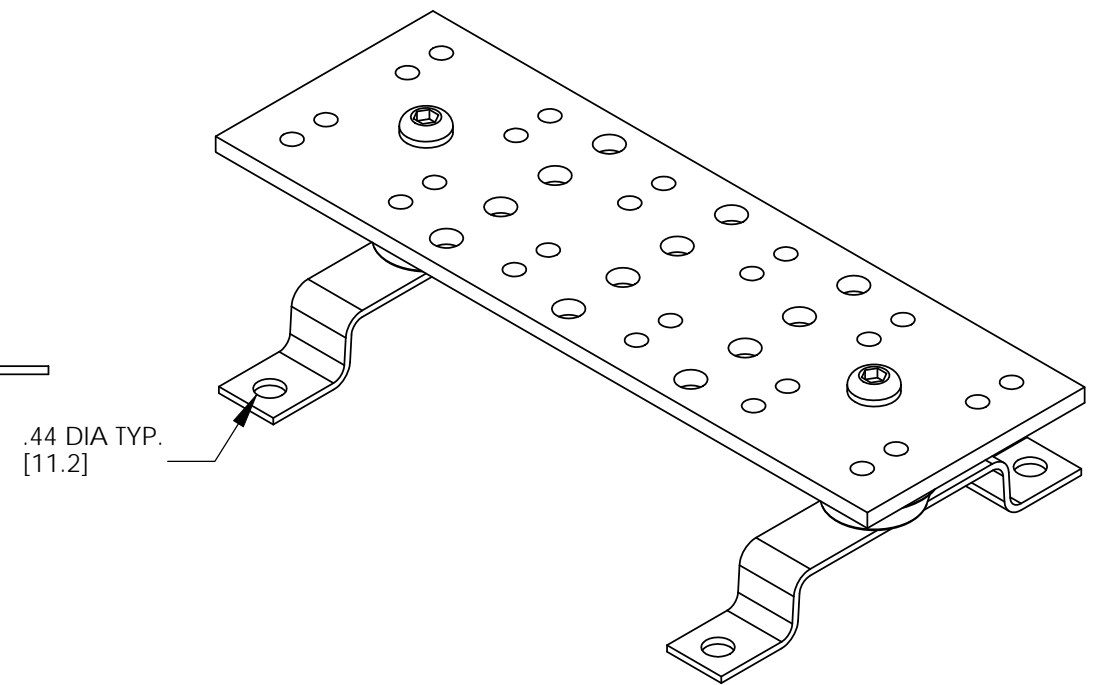
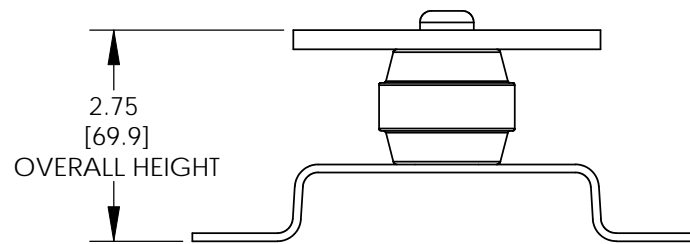
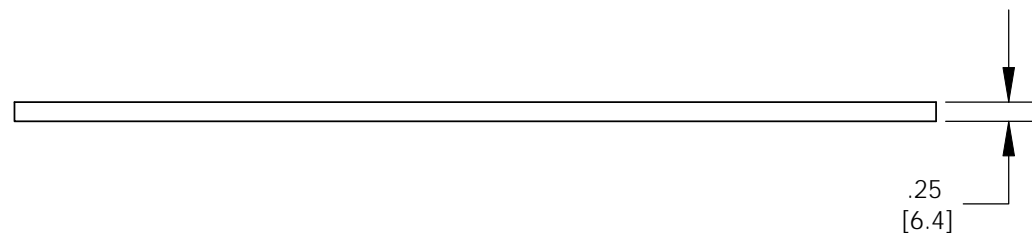
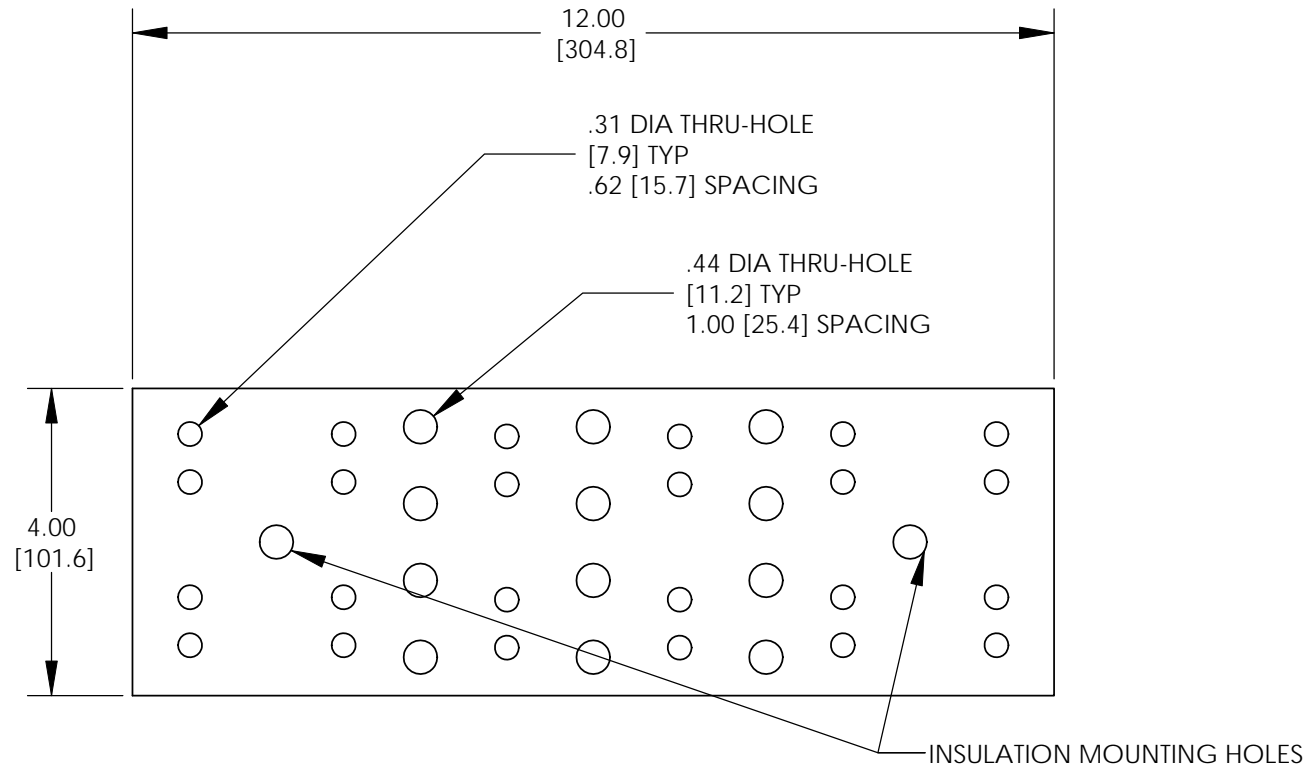


THIS COPY IS PROVIDED ON A RESTRICTED BASIS AND IS NOT TO BE USED IN ANY WAY DETRIMENTAL TO THE INTERESTS OF PANDUIT CORP.



ASSEMBLED AS SHOWN

NOTES:

1. KIT COMES FULLY ASSEMBLED
2. KIT INCLUDES BUSBAR, MOUNTING BRACKETS, INSULATORS, AND MOUNTING HARDWARE.
3. MEETS BICSI/J-STD-607-A
4. DIMENSIONS IN PARENTHESIS ARE MILLIMETERS.



05	12/10	JHNU	JHNU	REVISED AGENCY LOGO	N41502BA-C41502	FLD	FLD	<p><b>GROUNDING BUSBAR (GB4B0612TPI) CUSTOMER DRAWING</b></p> <p>UNLESS OTHERWISE SPECIFIED DIMENSIONAL TOLERANCES ARE: (.X) ±      (.XXX) ± (.XX) ±     ANGLES ±</p> <p>UNLESS OTHERWISE SPECIFIED, ALL DIMENSIONS ARE GIVEN IN INCHES, THIRD ANGLE PROJECTION</p>		
04	2/09	JHNU	JHNU	REVISED BUSBAR HOLE PATTERN						
03	11/08	JHNU	JHNU	REVISED DRAWING LAYOUT, REMOVED BRACKET VIEWS						
---	-----	----	----	CONVERTED DRAWING TO SOLIDWORKS REVISED BUSBAR BRACKET GEOMETRY REVISED DRAWING TO CURRENT STANDARD						
02	11/08	JHNU	DWDA	REVISED HEIGHT DIMENSION: 1.00 WAS 1.50 ADDED NOTE 3 ADDED OVERALL HEIGHT DIMENSION TO ISO VIEW						
01	9/06	JHNU	LEM					DRAWN BY JHNU	SCALE NONE	
00	2/05	JHNU	LEM	DRAWING RELEASED				DATE 2/05		DRAWING NO / CAD FILE C41502_05
REV	DATE	BY	CHK	DESCRIPTION	ECN	-R	SUP	CHK'D		