

THIS COPY IS PROVIDED ON A RESTRICTED BASIS AND IS NOT TO BE USED IN ANY WAY DETRIMENTAL TO THE INTERESTS OF PANDUIT CORP.

NOTES:

1. SPLICE CAPACITY:
  - A. FOR (1) FWMHSS-3456: 24 SPLICE TRAYS  
3456 RIBBON FIBERS - 12 RIBBON SPLICES PER TRAY  
1152 INDIVIDUAL FIBERS - 48 SINGLE FIBER SPLICES PER TRAY
2. DIMENSIONS IN [ ] ARE METRIC.
3. DOORS HAVE TOOLLESS REMOVAL AND OPEN TO 180°.
4. WEIGHT: 144 lbs (66 kg)

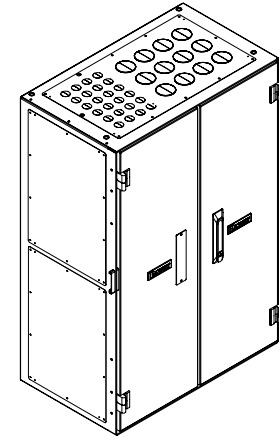
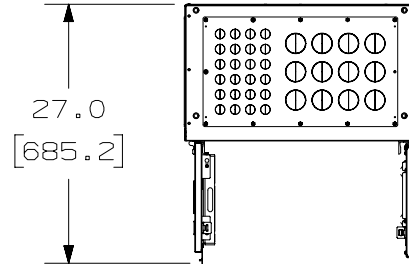
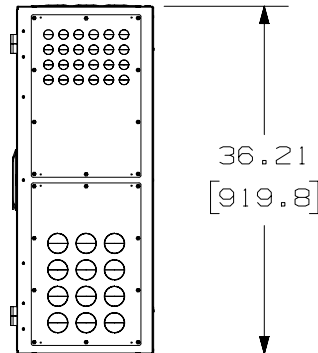
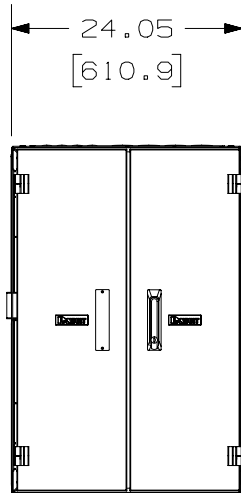
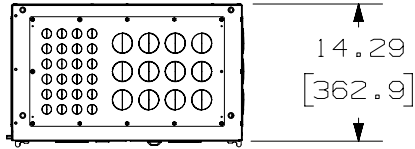


TABLE 1	
PART NUMBER	COLOR
FWMHSSBS-3456	BLACK
FWMHSSWS-3456	WHITE
FWMHSSGS-3456	GRAY

REV	DATE	BY	CHK	APR	DESCRIPTION	ECN
00A	10-21-19	SAT	ACBR	AW	INITIAL RELEASE	00174EXC-DC

TITLE HD FUSION 3456 FIBER WALL MOUNT HYPERSCALE SPLICE ENCLOSURE - SPLIT DOORS		<b>PANDUIT</b>
CUSTOMER DRAWING		
ITEM REVISION NAME 00174EXC/01		PART NO. SEE TABLE 1
DATASET FILE NAME 00174EXC_DC/01A		
UNLESS OTHERWISE SPECIFIED, DIMENSIONAL TOLERANCES ARE: IN (mm)		DRAWING NUMBER: 00174EXC-DC
.x ± .xxx ± .010 (0.3) .xx ± .03 (0.8)      ANGLES ±		
THIRD ANGLE PROJECTION		
DRAWN BY SAT	DATE 10-10-19	CHK ACBR
SCALE NONE		SIZE A