

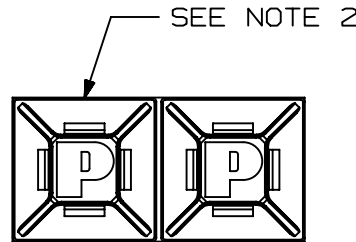
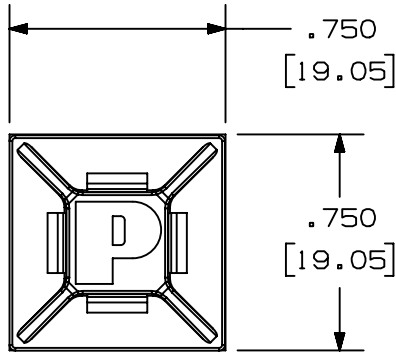
THIS COPY IS PROVIDED ON A RESTRICTED BASIS AND IS NOT TO BE USED IN ANY WAY DETRIMENTAL TO THE INTERESTS OF PANDUIT CORP.

| | | |
|---------------------|---|---------------------------------------|
| PANDUIT PART NUMBER | WEIGHT lbs. / 100 Pcs. [g / 100 Pcs.] | CABLE TIE CROSS SECTION COMPATABILITY |
| ABMM-AV | 0.113 [51.3] | MINIATURE INTERMEDIATE |



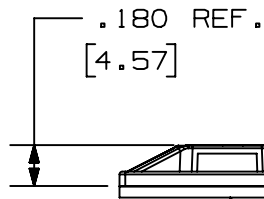
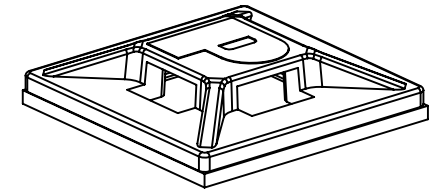
NOTES:

- SEE www.panduit.com FOR CURRENT PART NUMBER SUFFIX DESIGNATION AND FOR PACKAGE SIZE AND PART COLOR.
- MOUNTS ARE SUPPLIED IN STRIPS OF TWO.
- MOUNT HAS A CONTINUOUS OPERATING TEMPERATURE OF 158°F (70°C).
- DIMENSIONS IN BRACKETS ARE METRIC [mm]
- NO WARRANTY, EXPRESSED OR IMPLIED, IS MADE BY PANDUIT WITH RESPECT TO ADHESIVE BOND PERFORMANCE. AMONG OTHER THINGS, THE CONDITIONS UNDER WHICH THESE MOUNTS MAY BE APPLIED ARE BEYOND PANDUIT'S CONTROL.
- ALL MATERIALS AND COMPONENTS USED MEET THE MATERIAL RESTRICTIONS OF RoHS (EUROPEAN DIRECTIVE 2011/65/EU ON THE RESTRICTION OF HAZARDOUS SUBSTANCES) AS PROPOSED BY THE RoHS TECHNICAL ADAPTATION COMMITTEE.
- UNLESS OTHERWISE SPECIFIED DIMENSIONAL TOLERANCES ARE: ±0.030 [0.76]



A TO APPLY MOUNTS:

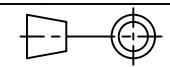
PRELIMINARY: CLEAN SURFACE WITH A CLEAN CLOTH AND ISOPROPYL ALCOHOL. ALLOW SURFACE TO AIR DRY.
 STEP 1: SCORE WITH UTILITY KNIFE BETWEEN MOUNT PAIRS TO BREAK WELD BACK.
 STEP 2: REMOVE MOUNT FROM PROTECTIVE LINER.
 STEP 3: PLACE IN DESIRED LOCATION.
 STEP 4: APPLY PRESSURE TO TOP SURFACE OF MOUNT.
 (IT IS RECOMMENDED THAT HIGH BOND ADHESIVE MOUNTS DWELL FOR 8 HOURS AFTER INSTALLATION, PRIOR TO LOADING)



B ADHESIVE BACKING:
C PRESSURE SENSITIVE FOAM TAPE 0.025 [0.6mm] THICK WITH PROTECTIVE LINER. MOUNT IS DESIGNED TO SUPPORT 0.56 lbs. [254 g] MAX. WEIGHT ON A CLEAN, DRY, SMOOTH, GREASE-FREE SURFACE.

| | | | | | | |
|-----|----------|-----|------|------|---|-------------|
| 00C | 05.06.21 | BDK | MRJS | JADE | F: TEMPERATURE WAS 185°F (85°C) | 101264 |
| 00B | 03.15.21 | BDK | MRJS | JADE | A: REVISED APPLICATION STEPS B: CHANGED DIMENSION ORIGIN C: CORRECTED SUPPORT WEIGHT; TAPE THICKNESS WAS 0.027 [0.69] D: TEMPERATURE WAS 120°F (49°C) E: MINIATURE WAS MEDIUM | 098736 |
| 00 | 10.09.20 | BDK | DAEI | MBVE | RELEASED TO PRODUCTION | GAECN081503 |
| REV | DATE | BY | CHK | APR | DESCRIPTION | ECN |

| | | | | |
|--------------------|----------|----------------------------|-------|------|
| PART NUMBER | | ABMM-AV | | |
| TITLE | | VHB ADHESIVE BACKED MOUNTS | | |
| ITEM REVISION NAME | | CUSTOMER DRAWING | | |
| DATASET FILE NAME | | 00202BBB/00 | | |
| MATERIAL | | ABS | | |
| DRAWING NUMBER | | 00202BBB-DC | | |
| DRAWN BY | DATE | CHK | SCALE | SIZE |
| BDK | 10.09.20 | DAEI | NTS | A |
| SHEET 1 OF 1 | | | | |



THIRD ANGLE PROJECTION

A-SIZE CUSTOMER