



# Shielded Copper Cabling System

Innovative Connectivity Solution for Maximum Performance and Security





## Financial Institutions

- Supports high performance backbone which enables transfer of real-time financial information through voice, video, and data channels in demanding environments, such as trading floors
- Enables backup of high volume, bandwidth intensive data to meet regulatory requirements, such as the Sarbanes-Oxley Act
- Offers proven security when transmitting data between offices, branches, and remote locations

## Government Facilities

- Maintains integrity of sensitive information by reducing possibility of data interception through the minimization of signal emissions
- Protects against Radio Frequency Interference (RFI), which emanates from common devices such as WLANs, cellular phone, TV broadcasting or radios, which cause alien crosstalk
- Improves performance to support higher bandwidth applications, such as radar imaging and GPS mapping

# Utilizing Shielded Cabling Systems



## Healthcare Centers

- Protects against forms of Electromagnetic Interference (EMI) generated from healthcare devices, such as imaging, MRI, and telemetry, which can distort patient results
- Enables high bandwidth applications, such as imaging transfer and video conferencing/collaboration

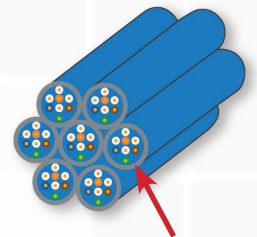


## Gaming and Hospitality Industries

- Supports high performance needs of video surveillance and media delivery services
- Maintains highly secure data transmission between casinos, cash cages, and main offices
- Provides EMI immunity and protects data integrity in proximity to electronic gaming equipment

## Shielded Copper Cable

- Shielded design provides exceptional performance up to 500 MHz (Category 6A)
- Shielding significantly reduces near-end and far-end alien crosstalk between adjacent cables
- Available in both Low Smoke Zero Halogen (LSZH) or general purpose PVC (CM) cable jackets

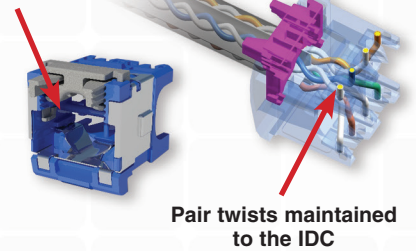


Foil shield in cable prevents unwanted alien crosstalk

## Shielded Jack Modules

- Built-in integral shields provide a 360° conductive cover and simplify proper system grounding
- Patent-pending Flex Technology shortens the tuning length of the jack, optimizing network performance
- Patent-pending Enhanced Giga-TX™ Technology reduces conductor untwists, ensures termination consistency, optimizes performance and lowers cost of installation

Integral shield provides 360° of grounding contact



Pair twists maintained to the IDC

# Panduit Innovative Components

## Mini-Com™ All Metal Shielded Modular Patch Panels

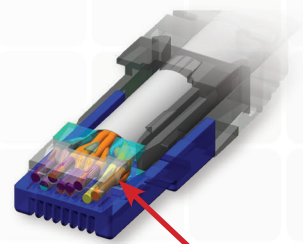
- Modular metal design with integrated shielding allows jacks to easily snap in, providing seamless integration with Panduit™ StructuredGround™ Grounding System
- Flat and angled versions are utilized for layout flexibility and higher density installations
- Angled patch panels facilitate proper bend radius of each cable as it is routed directly into a vertical cable manager, eliminating the need for horizontal cable managers



Manage high-density network applications in up to one-fourth the area of conventional cable management systems

## Shielded Patch Cords

- Choice of 26 AWG stranded cable or 28 AWG reduced cable diameter where space is at a premium
- Overall shield suppress EMI and minimize both NEXT and ANEXT giving substantial performance margins
- Plug is designed to perform in the center of TIA/EIA-568-B.2-1 component range ensuring interoperability and optimum performance

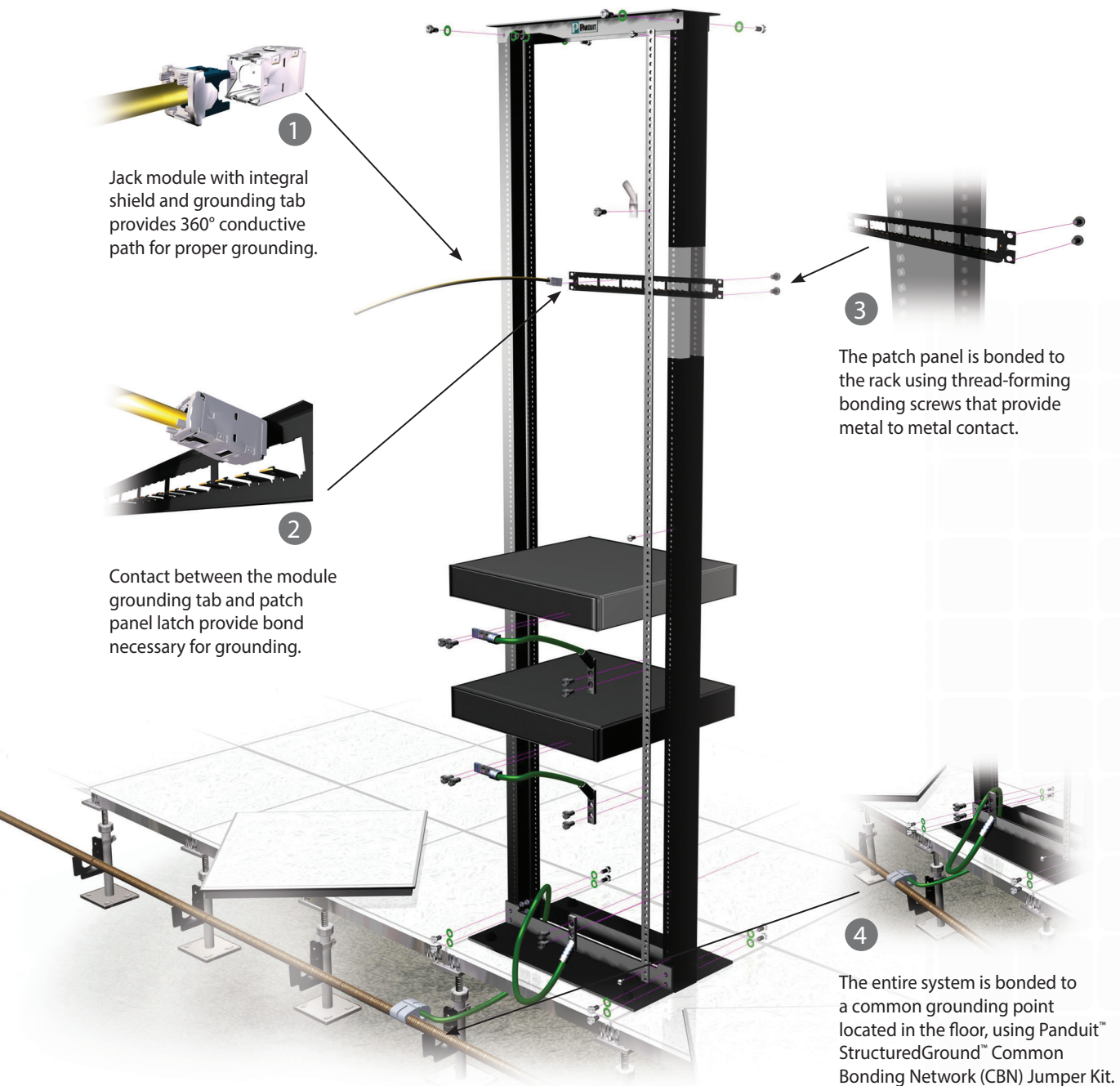


Integral pair manager ensures consistency and high performance

# Seamless Integration with Panduit StructuredGround™ Grounding System

A key element of a shielded copper cabling system is proper grounding. To maintain efficient performance and ensure that sensitive electronic equipment is fully protected from potentially damaging events, Panduit has developed a comprehensive grounding and bonding solution for the Shielded Copper Cabling System.

## Grounding Made Easy







The TX6™ 10Gig™  
Shielded Copper Cabling  
System has passed third  
party performance  
testing by Intertek/ETL

## Electrical Performance

The Panduit Category 6A Shielded Copper Cabling System supports a 4-connector channel up to 100 metres, exceeds the electrical channel requirements of IEEE 802.3an-2006 ratified standard for 10GBASE-T transmission over twisted-pair cabling system up to 500MHz in a channel up to 100 metres, and meets the requirements of ANSI/TIA-568-C.2 and ISO/IEC 11801 Ed 2.1.

## Guaranteed System Performance

### Compliance is guaranteed for the following parameters:


- Power Sum Alien Near-End Crosstalk (PSANEXT)
- Power Sum Alien Attenuation to Crosstalk Ratio at the Far End (PSAACR-F)
- Insertion Loss (IL)
- Return Loss (RL)
- Near-End Crosstalk (NEXT)
- Power Sum Near-End Crosstalk (PSNEXT)
- Equal Level Far End Crosstalk (ELFEXT)
- Power Sum Equal Level Far End Crosstalk (PSELFEXT)

The Panduit Shielded Copper Cabling System delivers certified performance with a 25 year system warranty\* so you can specify with confidence a system to meet the demanding network requirements of today and tomorrow.

\*To be eligible for the Certification Plus<sup>SM</sup> System Warranty, the system must be installed by a Panduit Certified Installer and be registered by Panduit. The Certification Plus<sup>SM</sup> System Warranty is subject to various terms, conditions, and limitations. Go to [www.panduit.com/warranty](http://www.panduit.com/warranty) to review the Certification Plus<sup>SM</sup> System Warranty.

# Shielded Copper Cabling System

## Shielded Copper Cable



Part Number	Description	Color	Std. Pkg. Qty.	Std. Ctn. Qty.
<b>PFL6X04WH-CEG</b>	Category 6A F/UTP, 23 AWG, LSZH (60332-1), 305m.	White	Reel	18
<b>PFC6004BU-G</b>	Category 6 F/UTP, 23 AWG, CM, 305m.	Blue	Reel	12
<b>PFL6004BU-G</b>	Category 6 F/UTP, 23 AWG, LSZH (60332-1)	Blue	Reel	12

For colors other than Blue and White, contact customer service.

## Shielded Jack Modules



**CJS6X88TGY**



**CJSH6X88TGY**

Part Number	Description	Color	No. of Module Spaces	Std. Pkg. Qty.	Std. Ctn. Qty.
<b>CJS6X88TGY*</b>	Category 6A RJ45 shielded Mini-Com™ Jack.	Black	1	1	50
<b>CJS688TGY*</b>	Category 6 RJ45 shielded Mini-Com™ Jack.	Black	1	1	50
<b>CJSH6X88TGY</b>	Category 6A shuttered RJ45 shielded Mini-Com™ Jack.	Black	1	1	50
<b>CJSH688TGY</b>	Category 6 shuttered RJ45 shielded Mini-Com™ Jack.	Black	1	1	50

\* Shielded jack modules are also available in bulk packs of 24. Add -24 suffix to the part number. e.g. CJS6X88TGY-24

## Shielded Patch Cords



Part Number	Description	Color‡	Length* (Metre)	Std. Pkg. Qty.	Std. Ctn. Qty.
<b>Category 6A (Also suitable for Category 6 applications)</b>					
<b>STP6C1MBU</b>	Category 6A F/UTP patch cord, CM/LSZH.	Blue.	1	1	10
<b>STP6C1MIG</b>	Category 6A F/UTP patch cord, CM/LSZH.	Intl. Gray	1	1	10
<b>STP6C2MBU</b>	Category 6A F/UTP patch cord, CM/LSZH.	Blue	2	1	10
<b>STP6C2MIG</b>	Category 6A F/UTP patch cord, CM/LSZH.	Intl. Gray	2	1	10
<b>STP6C3MBU</b>	Category 6A F/UTP patch cord, CM/LSZH.	Blue	3	1	10
<b>STP6C3MIG</b>	Category 6A F/UTP patch cord, CM/LSZH.	Intl. Gray	3	1	10
<b>Category 6A 28 AWG (Also suitable for Category 6 applications)</b>					
<b>STP28X1MBU</b>	Category 6A 28 AWG F/UTP patch cord, CM/LSZH.	Blue	1	1	10
<b>STP28X1MIG</b>	Category 6A 28 AWG F/UTP patch cord, CM/LSZH.	Intl. Gray	1	1	10
<b>STP28X2MBU</b>	Category 6A 28 AWG F/UTP patch cord, CM/LSZH.	Blue	1	1	10
<b>STP28X2MIG</b>	Category 6A 28 AWG F/UTP patch cord, CM/LSZH.	Intl. Gray	1	1	10
<b>STP28X3MBU</b>	Category 6A 28 AWG F/UTP patch cord, CM/LSZH.	Blue	1	1	10
<b>STP28X3MIG</b>	Category 6A 28 AWG F/UTP patch cord, CM/LSZH.	Intl. Gray	1	1	‡

\*For additional lengths 1 to 10 metres (increments of 1 metre) and 10 to 40 metres (increments of 5 metres) change the length designation in the part number to the desired length.

‡For standard colors other than IG (International Gray), substitute suffix with BL (Black), BU (Blue), GR (Green), RD (Red), YL (Yellow), OR (Orange), or VL (Violet). For example, the part number for a blue 15 metre cord is STP6C15MBU.

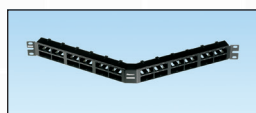
NOTE: The electrical characteristics of 28 AWG patch cords differ from standard patch cords.

**A de-rating of 1.9 must be applied to determine the allowable length in a channel. Please refer to [Installation Guideline PN562C](#) OR contact your Panduit Technical Systems Engineer.**



# Shielded Copper Cabling System

## Mini-Com™ Shielded and All Metal Modular Patch Panels



Part Number	Description	No. of Rack Spaces <sup>^</sup>	Std. Pkg. Qty.	Std. Ctn. Qty.
CP24BLY	24-port flat all metal modular patch panel.	1 RU	1	10
CP48HDBL	48 port flat HIGH DENSITY shielded modular patch panel.	1 RU	1	10
CP72BLY	72-port flat all metal modular patch panel.	2 RU	1	10
CP24WSBLY	24-port flat all metal modular patch panel with strain relief bar.	1 RU	1	10
CPA24BLY	24-port angled all metal modular patch panel.	1 RU	1	10
CPA48HDBL	48 port angled HIGH DENSITY shielded modular patch panel.	1 RU	1	10
CPA72BLY	72-port angled all metal modular patch panel.	2 RU	1	10

<sup>^</sup> One rack space = 1.75" (44.45mm).

## Labeling



Part Number	Description	Std. Pkg. Qty.	Std. Ctn. Qty.
LS8EQ-KIT	LS8EQ hand-held printer with QWERTY keypad.	1	1
LS8E-ACU	100 – 240 VAC power adapter with UK style plug.	1	1
LS8E-ACS	120 VAC power adapter with US style plug.	1	1
LS8E-ACE	100 – 240 VAC power adapter with European style plug.	1	1
LS8E-ACA	100 – 240 VAC power adapter with Australia plug.	1	1
C252X030FJC	Modular patch panel (CP24, CPA24, CP48, CPA48) adhesive label cassette.	1	10
T024X000VPC-BK	Modular patch panel (CP72, CPA72) adhesive label cassette.	1	10
S100X150VAC	Cable self-laminating label cassette.	1	10
R100X150V1C	Turn-Tell™ Patch Cord Label Cassette.	1	10

## StructuredGround™ Grounding System


- The only solution engineered to meet and exceed TIA-942 "Telecommunications Infrastructure Standard for Data Centers"
- Flexible design works with new and existing racks and cabinets that meet EIA-310-D
- Premium components are kitted to provide easy selection and installation

## Bonding Screws and Cage Nuts



Part Number	Description	Std. Pkg. Qty.
RGTBSG-C	Green thread-forming bonding screw, #12-24 x 1/2".	100
RGTBSM6G-C	Green thread-forming bonding screw, M6 x 15mm.	100
CNBK	Green bonding #12-24 cage nuts and bonding screws.	50

## Common Bonding Network (CBN) Jumper Kit



Part Number	Description	Std. Pkg. Qty.
RGCBNJ660P22	Jumper kit, 1.5m long 16mm <sup>2</sup> green/yellow insulated cable pre-terminated with two hole lug. Includes copper compression tap.	1

For details on the complete offering of StructuredGround™ Grounding System, refer to [www.panduit.com/dcgrounding](http://www.panduit.com/dcgrounding).





**PANDUIT™**

Panduit International Ltd.  
30 – 36 Kitchen Road  
Dandenong 3175  
Australia

aus-csvm@panduit.com  
1-800-PANDUIT

Panduit Singapore Pte. Ltd.  
60 Tuas Avenue 11  
Singapore 639106

cs-ap@panduit.com  
1-800-PANDUIT (Singapore)  
1800 801 435 (Malaysia)  
001 803 65 7571 (Indonesia)  
001 800 65 6385 (Thailand)

[www.panduit.com](http://www.panduit.com)