


OMEGA® KFH SERIES PRE-WIRED STRAIN GAGES




Proven Omega
Quality Strain Gages
with Two or Three
Wires Attached
to Make
Installation Easy!



- ✓ No Soldering at the Measuring Point
- ✓ Each Gage has 50 mm of PTFE Cable before Transitioning to AWG 28 Leads to Prevent Leads from Adhering During Installation
- ✓ Short, Medium and Long Grid Linear Gages
- ✓ Short and Medium Grid XY Gages (T-Rosettes)
- ✓ Short and Medium Grid 0°/45°/90° Planar Rosettes
- ✓ Rugged Polyimide Carrier
- ✓ Fully Encapsulated Gages for Protection from the Environment

**Fast
Delivery!**



Strain gage
shown actual size.

PRE-WIRED STRAIN GAGES

PRECISION LINEAR PATTERN

KFH Series

2- or 3-Wire Models


120 or 350 Ω

0.6 to 20 mm Grid Lengths



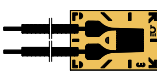




- ✓ Pre-Wired for Fast Installation
- ✓ No Soldering at Measurement End
- ✓ Broad Temperature Range
- ✓ 2- or 3-Wire Models
- ✓ Clear Alignment Marks

- ✓ Bonds with Hot or Cold Cure Adhesives
- ✓ PTFE Wire at Attachment End Prevents Sticking During Installation

Linear pattern precision gages with miniature and medium length grids are for general purpose and stress analysis applications. Available with either two 1-meter leads or three 3-meter leads and 120 or 350 Ω resistance. All models are compensated for steel.



To Order Visit omega.com/kfh for Pricing and Details

GAGE PATTERN Leads not shown	MODEL NO. Pkg of 10	NOM. RESIS- TANCE (Ω)	DIMENSIONS mm (inch)				MAX V* (Vrms)	TEMP COMP	TERMINATION AND LEAD LENGTH
			GRID		CARRIER				
			A	B	C	D			
 Shown larger than actual size, 0.3 mm	0.3 mm GRID								
	KFH-03-120-C1-11L1M2R	120	0.3 (0.012)	1.96 (0.077)	4.5 (0.18)	3.9 (0.15)	1.5	ST	Two 1 m leads
	KFH-03-120-C1-11L3M2R	120					1.5	ST	Three 3 m leads
 Shown larger than actual size, 0.6 mm	0.6 mm GRID								
	KFH-06-120-C1-11L1M2R	120	0.6 (0.024)	1.1 (0.043)	4.8 (0.19)	3.9 (0.15)	1.5	ST	Two 1 m leads
	KFH-06-120-C1-11L3M3R	120					1.5	ST	Three 3 m leads
 Shown larger than actual size, 1.5 mm	1.5 mm GRID								
	KFH-1.5-120-C1-11L1M2R	120	1.5 (0.059)	1.5 (0.059)	5.8 (0.23)	3.9 (0.15)	2.5	ST	Two 1 m leads
	KFH-1.5-120-C1-11L3M3R	120					2.5	ST	Three 3 m leads
Shown actual size, 3 mm 	3 mm GRID								
	KFH-3-120-C1-11L1M2R	120	3.0 (0.118)	2.0 (0.079)	7.4 (0.29)	3.9 (0.15)	4	ST	Two 1 m leads
	KFH-3-120-C1-11L3M3R	120					4	ST	Three 3 m leads
	KFH-3-350-C1-11L1M2R	350					9	ST	Two 1 m leads
	KFH-3-350-C1-11L3M3R	350					9	ST	Three 3 m leads
Shown actual size, 6 mm 	6 mm GRID								
	KFH-6-120-C1-11L1M2R	120	6.0 (0.24)	2.0 (0.079)	10.5 (0.41)	3.9 (0.15)	8	ST	Two 1 m leads
	KFH-6-120-C1-11L3M3S	120					8	ST	Three 3 m leads
	KFH-6-350-C1-11L1M2R	350					15	ST	Two 1 m leads
	KFH-6-350-C1-11L3M3R	350					15	ST	Three 3 m leads
Shown actual size, 10 mm 	10 mm GRID								
	KFH-10-120-C1-11L1M2R	120	10 (0.39)	3.0 (0.12)	14.8 (0.58)	4.8 (0.19)	14	ST	Two 1 m leads
	KFH-10-120-C1-11L3M3R	120					14	ST	Three 3 m leads
Shown actual size, 20 mm 	20 mm GRID								
	KFH-20-120-C1-11L1M2R	120	20 (0.79)	3.0 (0.12)	25.2 (0.99)	4.8 (0.19)	7	ST	Two 1 m leads
	KFH-20-120-C1-11L3M3R	120					7	ST	Three 3 m leads

ACCESSORIES

MODEL NO.	DESCRIPTION
TT300	Complete heat cure adhesive kit
SG496	1 oz methyl-based cyanoacrylate (approximately 750 gages)
SG401	0.1 oz ethyl-based cyanoacrylate (approximately 50 gages)

* Maximum permitted bridge energizing voltage (Vrms)

Ordering Examples: **KFH-1.5-120-C1-11L1M2S**, a linear 1.5 mm grid, 120 Ω , with two 1 m (3.3') leads.

KFH-3-350-C1-11L3M3S, a linear 3 mm grid, 350 Ω , with three 3 m (9.8) leads.

PRE-WIRED STRAIN GAGES

PRECISION PLANAR X-Y PATTERN

KFH Series

2- or 3-Wire Models


120 or 350 Ω

0.6 to 6 mm Grid Lengths

- ✓ Pre-Wired for Fast Installation
- ✓ No Soldering at Measurement End
- ✓ Broad Temperature Range
- ✓ 2- or 3-Wire Models
- ✓ Clear Alignment Marks


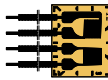


- ✓ Bonds with Hot or Cold Cure Adhesives
- ✓ PTFE Wire at Attachment End Prevents Sticking During Installation

The planar XY pattern allows precision strain measurement by eliminating the errors often associated with a stacked XY pattern. These gages are available with either two 1-meter leads or three 3-meter leads per grid and are compensated for steel.



Strain gage shown larger than actual size.

To Order Visit omega.com/kfh for Pricing and Details

GAGE PATTERN Leads not shown	MODEL NO. Pkg of 10	NOM. RESIS- TANCE (Ω)	DIMENSIONS mm (inch)				MAX V* (VRMS)	TEMP COMP	TERMINATION AND LEAD LENGTH PER GRID				
			GRID		CARRIER								
			A	B	C	D							
 Shown larger than actual size, 0.6 mm	0.6 mm GRID												
	KFH-06-120-D16-11L1M2S	120	0.6	1.0	5.1	6.9	1.5	ST	Two 1 m leads				
	KFH-06-120-D16-11L3M3S	120	(0.024)	(0.039)	(0.20)	(0.27)	1.5	ST	Three 3 m leads				
 Shown larger than actual size, 1.5 mm	1.5 mm GRID												
	KFH-1.5-120-D16-11L1M2S	120	1.5	1.6	5.8	6.9	3	ST	Two 1 m leads				
	KFH-1.5-120-D16-11L3M3S	120	(0.059)	(0.063)	(0.23)	(0.27)	3	ST	Three 3 m leads				
Shown actual size, 3 mm 	3 mm GRID												
	KFH-3-120-D16-11L1M2S	120	3.0	3.2	7.5	9.4	5.5	ST	Two 1 m leads				
	KFH-3-120-D16-11L3M3S	120					5.5	ST	Three 3 m leads				
	KFH-3-350-D16-11L1M2S	350	(0.12)	(0.13)	(0.30)	(0.37)	10	ST	Two 1 m leads				
	KFH-3-350-D16-11L3M3S	350					10	ST	Three 3 m leads				
6 mm GRID													
Shown actual size, 6 mm 	KFH-6-120-D16-11L1M2S	120	6.0	6.3	11	16	11	ST	Two 1 m leads				
	KFH-6-120-D16-11L3M3S	120					11	ST	Three 3 m leads				
	KFH-6-350-D16-11L1M2S	350					(0.24)	(0.25)	(0.43)	(0.63)	20	ST	Two 1 m leads
	KFH-6-350-D16-11L3M3S	350									20	ST	Three 3 m leads

ACCESSORIES

MODEL NO.	DESCRIPTION
TT300	Complete heat cure adhesive kit
SG496	1 oz methyl-based cyanoacrylate (approximately 750 gages)
SG401	0.1 oz ethyl-based cyanoacrylate (approximately 50 gages)

* Maximum permitted bridge energizing voltage (Vrms)

Ordering Examples: **KFH-1.5-120-D16-11L1M2S**, a linear 1.5 mm grid, 120 Ω, with two 1 m (3.3') leads per grid.

KFH-3-350-D16-11L3M3S, a linear 3 mm grid, 350 Ω, with three 3 m (9.8') leads per grid.

PRE-WIRED STRAIN GAGES

PLANAR 0°/45°/90° ROSETTE PATTERN

KFH Series

2- or 3-Wire Models

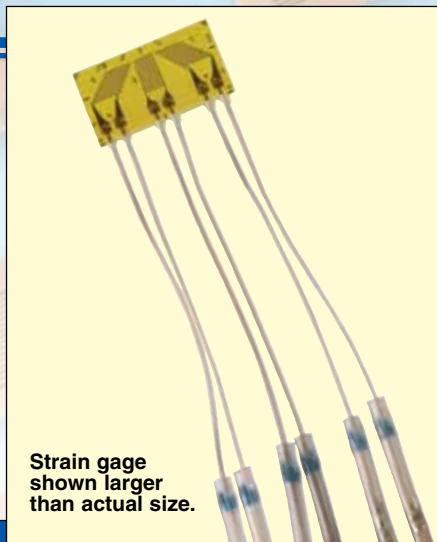
120 or 350 Ω

0.6 to 6 mm Grid Lengths

- ✓ Pre-Wired for Fast Installation
- ✓ No Soldering at Measurement End
- ✓ Broad Temperature Range
- ✓ 2- or 3-Wire Models
- ✓ Clear Alignment Marks





- ✓ Bonds with Hot or Cold Cure Adhesives
- ✓ PTFE Wire at Attachment End Prevents Sticking During Installation

The planar rosette pattern allows precision strain measurement by eliminating the errors often associated with a stacked pattern. These gages are available with either two 1-meter leads or three 3-meter leads per grid and are compensated for steel.



Strain gage shown larger than actual size.

To Order Visit omega.com/kfh for Pricing and Details

GAGE PATTERN Leads not shown	MODEL NO. Pkg of 10	NOM. RESIS- TANCE (Ω)	DIMENSIONS mm (inch)				MAX V* (VRMS)	TEMP COMP	TERMINATION AND LEAD LENGTH PER GRID
			GRID		CARRIER				
			A	B	C	D			
 Shown larger than actual size, 0.6 mm	0.6 mm GRID								
	KFH-06-120-D17-11L1M2S	120	0.6 (0.024)	1.1 (0.043)	4.8 (0.19)	9.9 (0.39)	1.6	ST	Two 1 m leads
	KFH-06-120-D17-11L3M3S	120					1.6	ST	Three 3 m leads
 Shown larger than actual size, 1.5 mm	1.5 mm GRID								
	KFH-1.5-120-D17-11L1M2S	120	1.5 (0.059)	1.5 (0.059)	5.8 (0.23)	10.2 (0.40)	2.5	ST	Two 1 m leads
	KFH-1.5-120-D17-11L3M3S	120					2.5	ST	Three 3 m leads
Shown actual size, 3 mm 	3 mm GRID								
	KFH-3-120-D17-11L1M2S	120	3.0 (0.12)	2.0 (0.079)	7.4 (0.29)	13.9 (0.55)	3	ST	Two 1 m leads
	KFH-3-120-D17-11L3M3S	120					3	ST	Three 3 m leads
	KFH-3-350-D17-11L1M2S	350					5.5	ST	Two 1 m leads
	KFH-3-350-D17-11L3M3S	350					5.5	ST	Three 3 m leads
Shown actual size, 6 mm 	6 mm GRID								
	KFH-6-120-D17-11L1M2S	120	6.0 (0.24)	2.0 (0.079)	10.5 (0.41)	18.7 (0.74)	7.5	ST	Two 1 m leads
	KFH-6-120-D17-11L3M3S	120					7.5	ST	Three 3 m leads
	KFH-6-350-D17-11L1M2S	350					13	ST	Two 1 m leads
	KFH-6-350-D17-11L3M3S	350					13	ST	Three 3 m leads

ACCESSORIES

MODEL NO.	DESCRIPTION
TT300	Complete heat cure adhesive kit
SG496	1 oz methyl-based cyanoacrylate (approximately 750 gages)
SG401	0.1 oz ethyl-based cyanoacrylate (approximately 50 gages)

* Maximum permitted bridge energizing voltage (Vrms)

Ordering Examples: **KFH-1.5-120-D17-11L1M2S**, a linear 1.5 mm grid, 120 Ω, with two 1 m (3.3') leads per grid.

KFH-3-350-D17-11L3M3S, a linear 3 mm grid, 350 Ω, with three 3 m (9.8') leads per grid.

