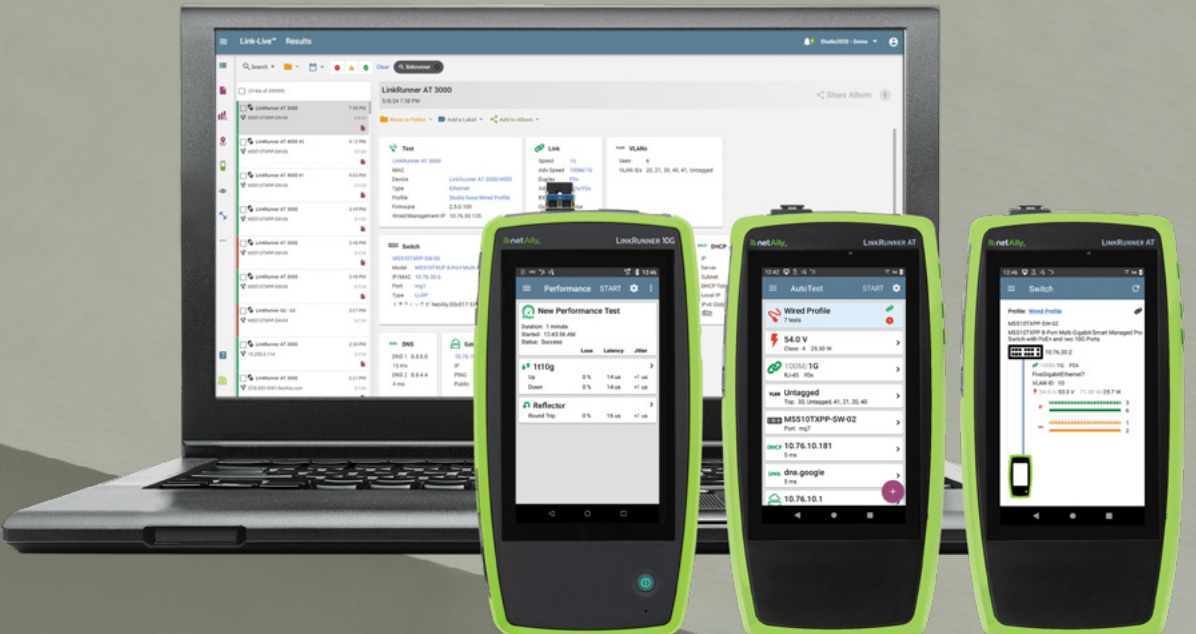




LinkRunner® Next Generation Network & Cable Testers



LinkRunner®

Built on history, expertise, and innovation.

For decades our family of innovative network test solutions have been helping engineers and technicians better manage, maintain, and secure today's complex wired and wireless networks.

The **LinkRunner®** brand has been one of the most trusted names in network and cable test solutions, with thousands of frontline technicians all over the world relying on the functionality of these handy testers to validate and troubleshoot Ethernet network connectivity.

When it comes to innovative, reliable, best-in-class portable network testing and edge security solutions, **NetAlly** is the name to trust. Our leading-edge, highly intuitive tools get the job done fast by...

- **Simplifying the complexities of network testing and security assessment**
- **Providing instant visibility for efficient problem solving and vulnerability detection**
- **Enabling seamless collaboration between site personnel and remote experts**



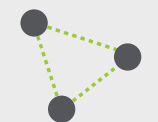
SIMPLICITY

- Eliminate wasted time with a simple, fast AutoTest, which makes novices more productive and experts more efficient
- Installation validation report provides proof of performance
- Standardized procedures ensure the job is done right, consistently



VISIBILITY

- See issues others cannot
- More people can solve more problems on their own
- Solve problems with fewer tools
- Faster mean time to resolution

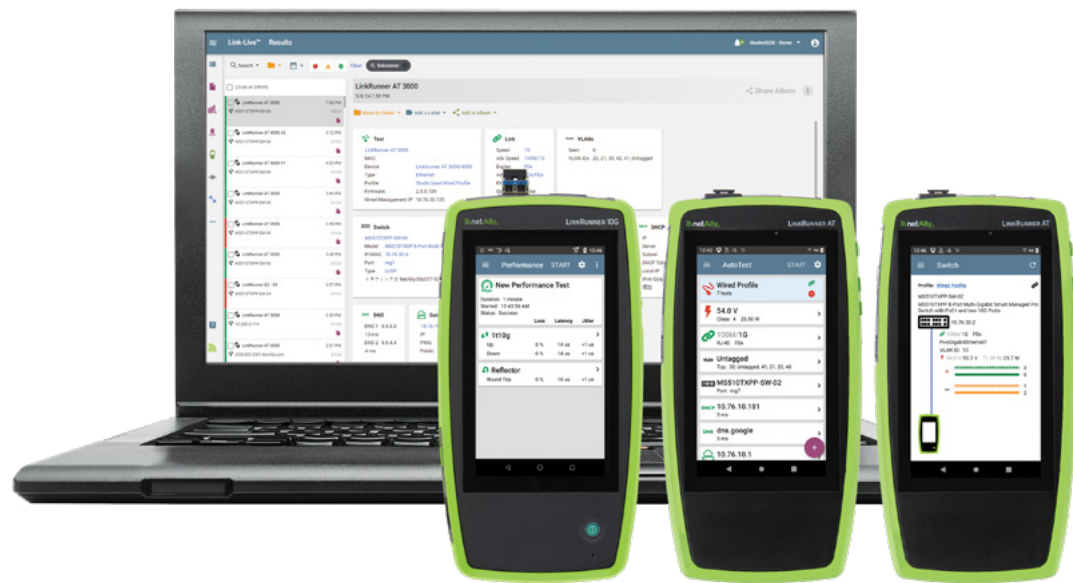


COLLABORATION

- Facilitating collaboration speeds problem resolution and frees up team resources
- Automated documentation speeds future projects and troubleshooting
- Easy report generation and sharing stops finger-pointing

LinkRunner® Next Generation Cable & Network Testers

The **LinkRunner** family is designed for engineers and technicians who need fast and comprehensive validation of copper and fiber network links with powerful network connectivity troubleshooting. While offering the same core functions of its predecessors, the next generation LinkRunners introduce advanced cable and network testing for Multigigabit NBASE-T and fiber Ethernet networks with our purpose-built **AllyWare™** technology.



LinkRunner® 10G

ADVANCED MULTIGIGABIT/10G CABLE & NETWORK TESTER

With network bandwidth demands increasing, gaining visibility into choke points, latency, and packet loss issues is more important than ever. Quickly test, verify, and troubleshoot line-rate 1Gig, Multi-Gig and 10Gig Ethernet with our high-performance, handheld, multi-function tester.

MODELS: LR10G-200 • LR10G-200-KIT • EXG-300-LR10G2-KIT



LinkRunner® AT 4000

ADVANCED ETHERNET TESTER

The LinkRunner AT 4000 is an advanced cable and network tester for Multigigabit NBASE-T and fiber Ethernet networks, including comprehensive network discovery and topology mapping with advanced diagnostics and problem detection for in-depth troubleshooting.

MODELS: LRAT-4000 • LRAT-4000-KIT • LINKSOLUTIONS-KT-4K



LinkRunner® AT 3000

COPPER & FIBER ETHERNET AUTOTESTER

The LinkRunner AT 3000 is designed for frontline technicians and engineers who need fast and comprehensive validation of network links and powerful copper and fiber network connectivity troubleshooting.

MODELS: LRAT-3000 • LRAT-3000-KIT • LINKSOLUTIONS-KT-3K



LinkRunner®

Purpose-Built with AllyWare™

NetAlly's **LinkRunner** testers are built on our **AllyWare** common technology platform, united in Link-Live for collaboration, analysis, and reporting. For organizations that use different NetAlly tools for different jobs, this provides valuable benefits:

- **CONSISTENCY OF DATA** – regardless of the tool used, a common dataset means teams do not have to synthesize or normalize data coming from different sources.
- **EFFICIENCY** – all data from every tool rolls up to Link-Live to facilitate team & project management, speed problem resolution, and automatically document results.
- **SPEED OF ONBOARDING** – common apps and processes enables staff to quickly train new hires.
- **FLEXIBILITY** – once trained / onboarded, anyone can use any NetAlly tool.

AllyWare Common Technology Platform*	AutoTest	Switch	Cable Test	PING TCP	Capture	Discovery	Path Analysis	Performance	Performance Reflector	LANBERT™	iPerf	Link-Live	App Store
LinkRunner 10G	•	•	•	•	•	•	•	•		•		•	•
LinkRunner AT 4000	•	•	•	•	•	•	•		•		•	•	•
LinkRunner AT 3000	•	•	•	•					•			•	•

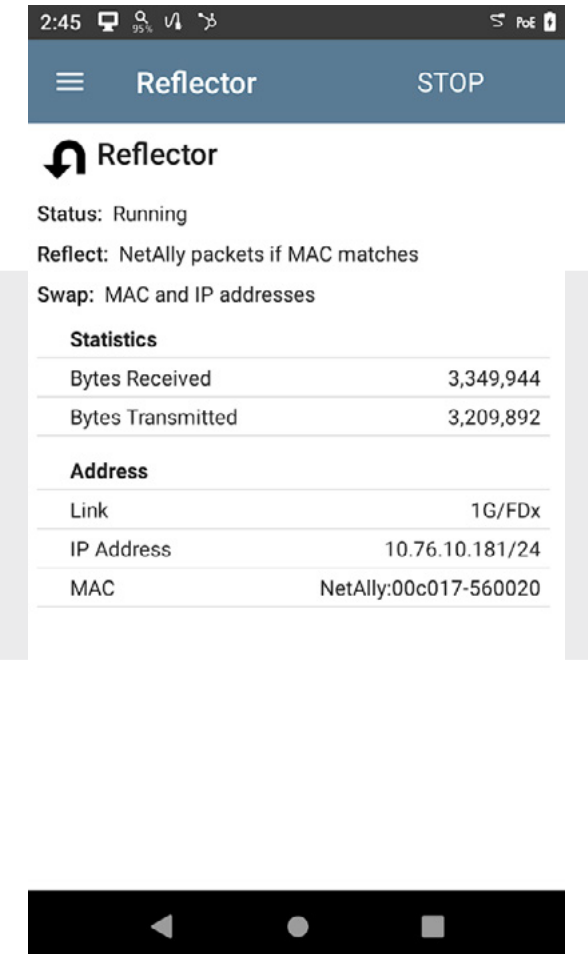
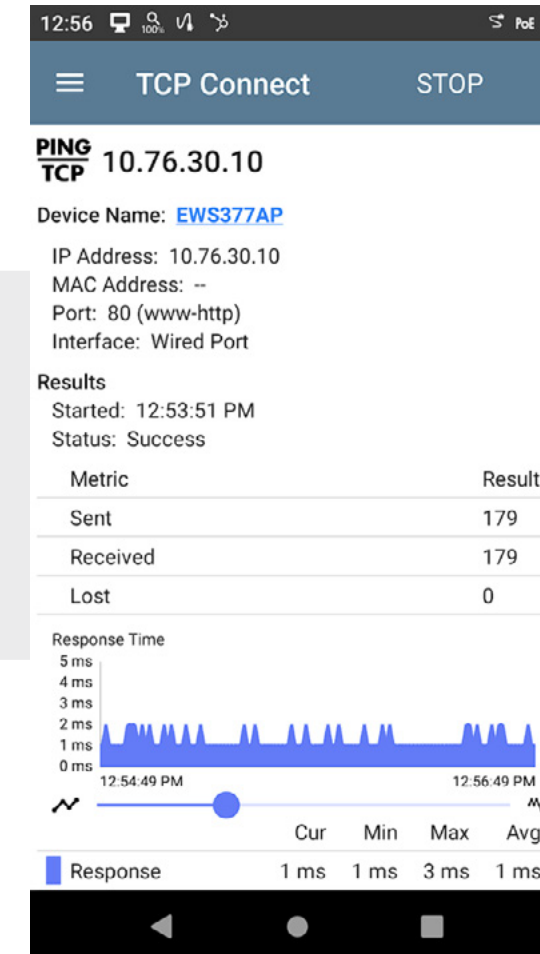
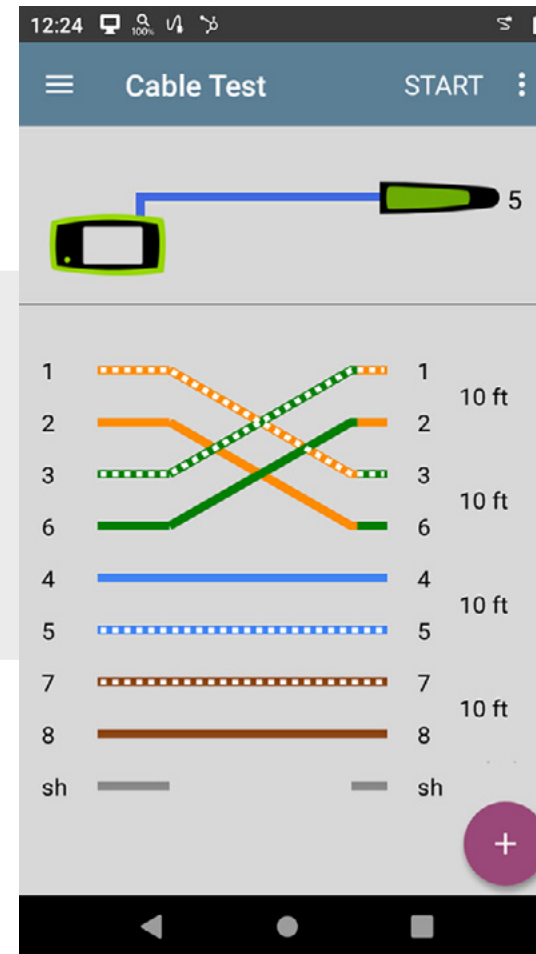
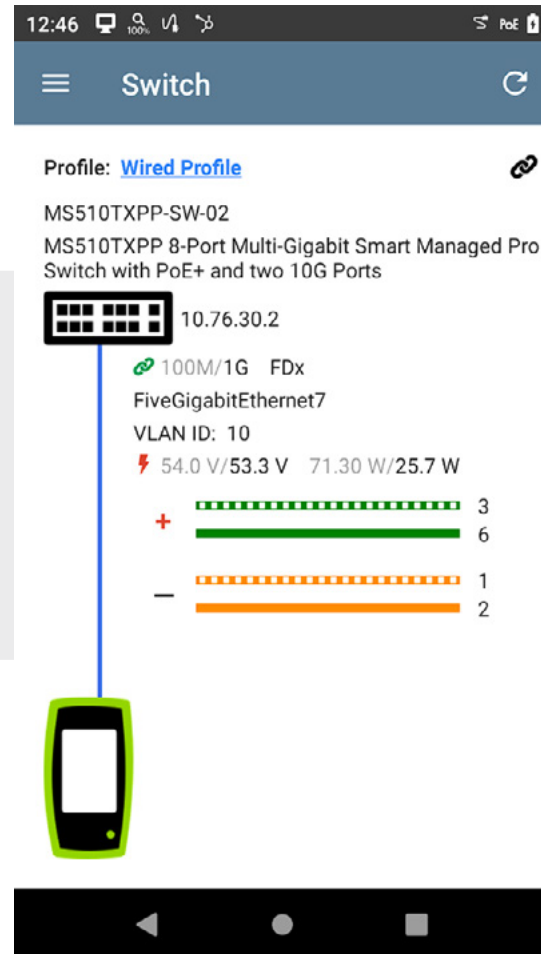
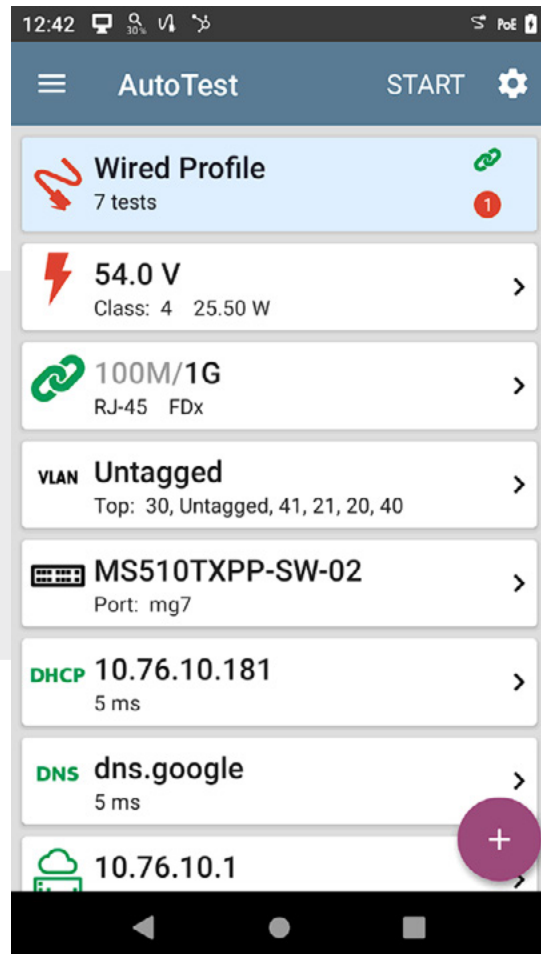
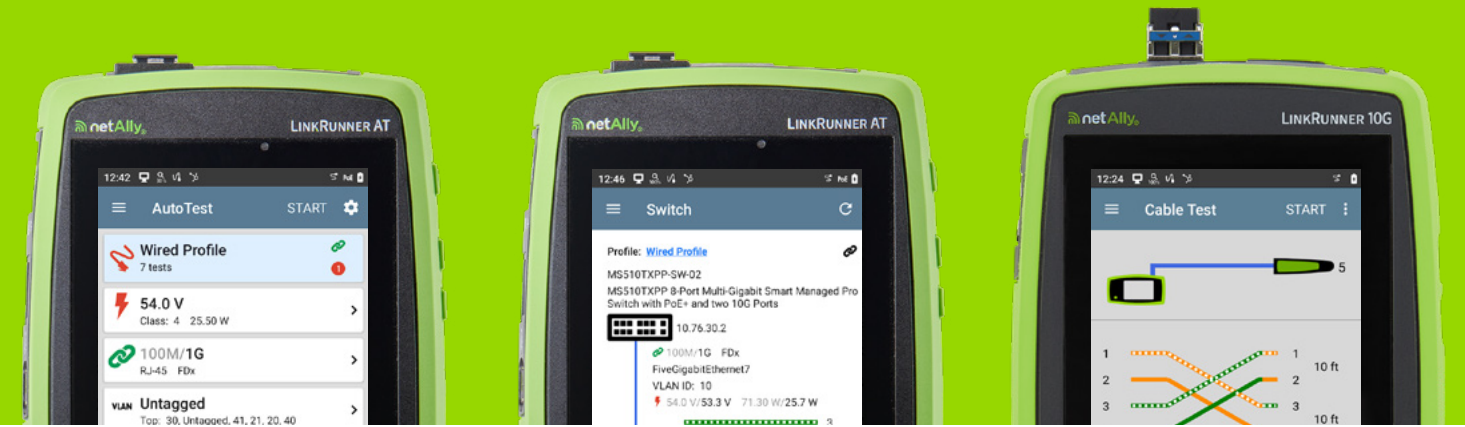


*Depending on each product's capabilities, AllyCare-enabled features can include Advanced Topology Mapping in Link-Live, and Remote View Control; these features are only available to customers with AllyCare support.



LinkRunner® AT 3000/AT 4000/10G

Essential Link Testing



AUTOTEST AND PROFILES
Comprehensive network link test validates all aspects of network connectivity.

SWITCH TEST
Identifies the nearest connected switch and critical configuration information using LLDP, CDP, and EDP.

CABLE TEST
Validate cabling for proper termination, test for length, common miswires, and distance to fault.

PING/TCP TEST
Verify connectivity to on or off-network devices, ensure TCP port availability, trend results over 24 hours to detect intermittent issues.

PERFORMANCE REFLECTOR*
Enables you to conduct end-to-end network performance tests when used with other NetAlly testers.

**Performance testing can be initiated from LinkRunner 10G, EtherScope® nXG, CyberScope® CE, or CyberScope XRF.*

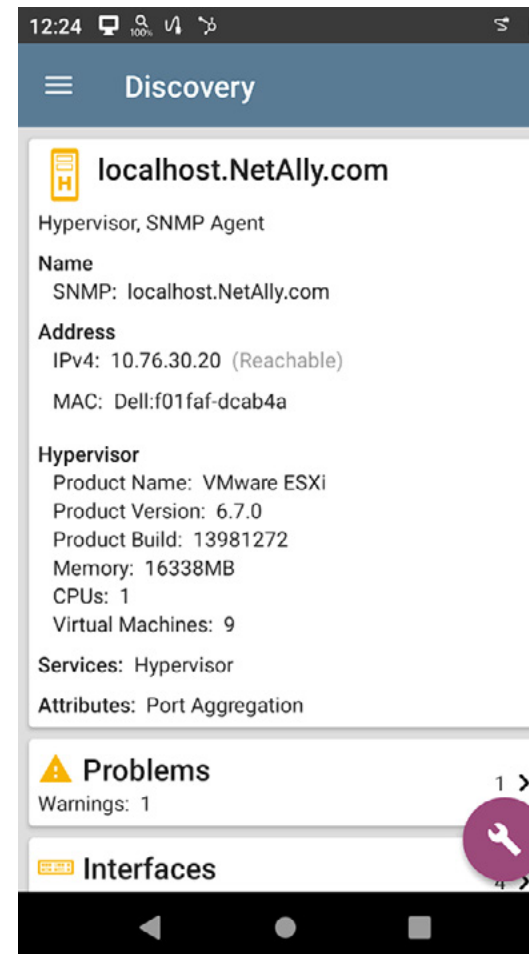
LinkRunner® AT 4000/10G

Deeper Network Visibility

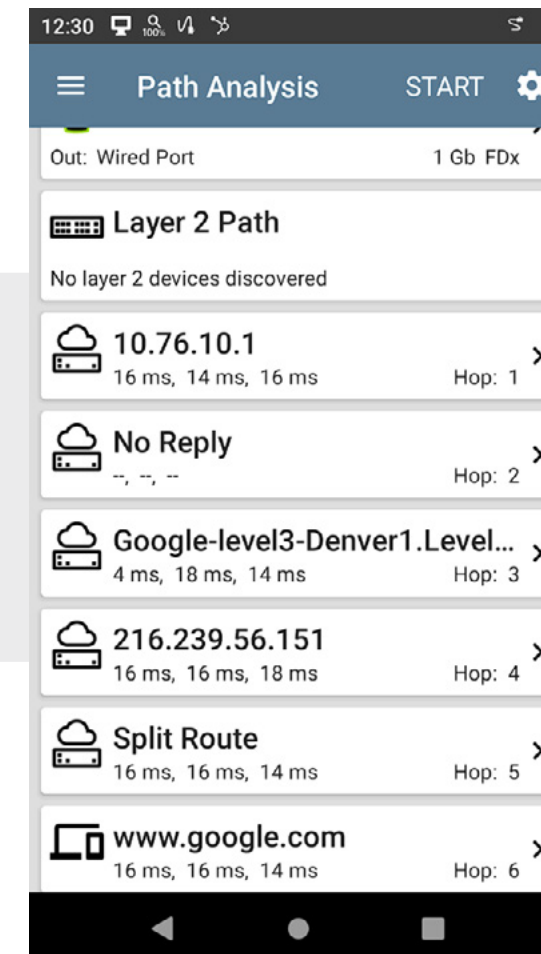


Without the right visibility, it's difficult to resolve problems that impact multiple devices and network segments. NetAlly's **LinkRunner AT 4000** and **LinkRunner 10G** are advanced cable and network testers for Multigigabit NBASE-T and fiber Ethernet networks. They feature comprehensive network discovery and topology mapping with advanced diagnostics and problem detection for in-depth troubleshooting.

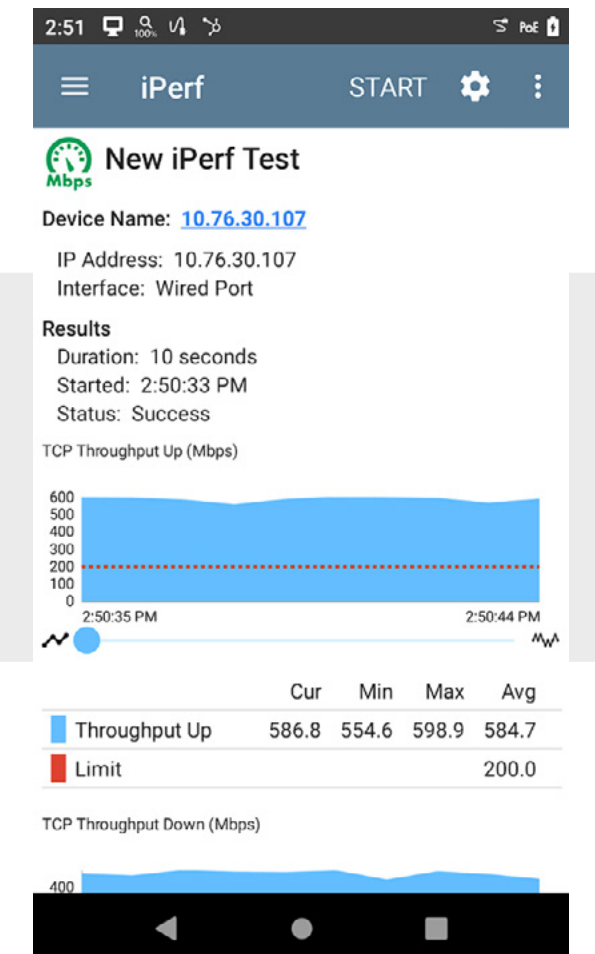
Using network discovery plus layer 2 and 3 path analysis, they provide full visibility to help resolve issues impacting multiple devices - not just a single link - while still providing the automated tests for moves, adds, and changes validation and troubleshooting that the LinkRunner family of testers is known for.



NETWORK DISCOVERY
Discover network devices, endpoints, and common problems across multiple VLANs, plus generate Topology Maps in Link-Live.



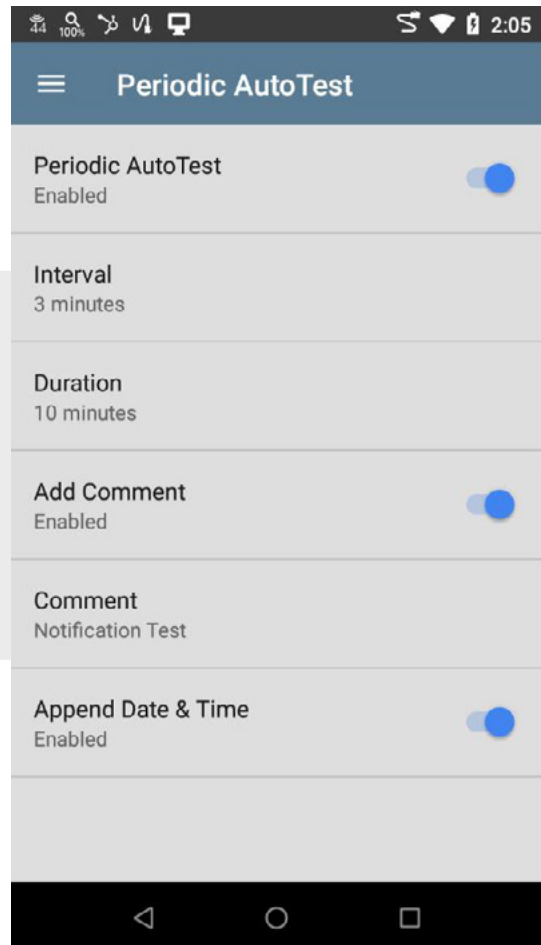
PATH ANALYSIS
Shows the switch/router path to any connected device.



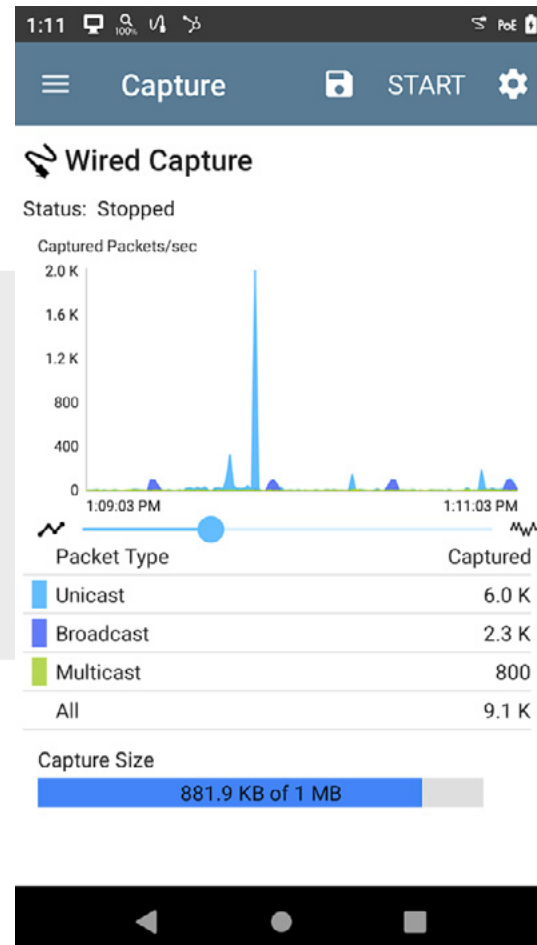
IPERF
Runs an iPerf3 performance test to a NetAlly Test Accessory or an iPerf server endpoint.

LinkRunner® AT 4000/10G

Deeper Network Visibility



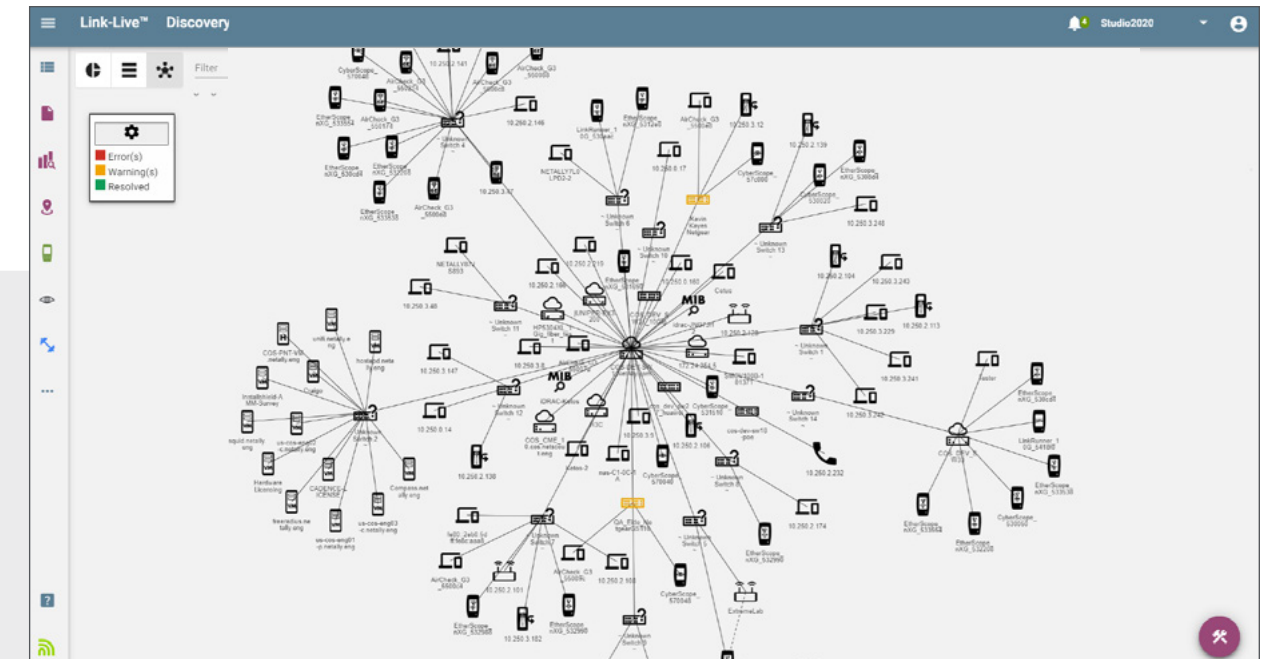
PERIODIC AUTOTEST
Enables monitoring infrastructure for intermittent issues.



CAPTURE
Packet capture for in-depth analysis.

Choose the Right LinkRunner for You

[LEARN MORE](#)



TOPOLOGY MAPPING IN LINK-LIVE

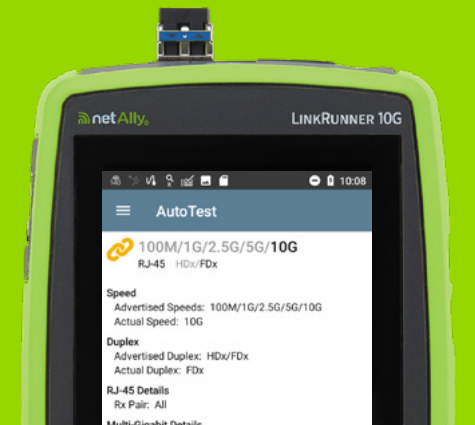
These comprehensive, up-to-the-minute-accurate network diagrams show your network as it is NOW, integrating Layer 2 and Layer 3 topology information, including these connections: switch to host, switch to Access Point, AP to Wi-Fi client, switch to switch, switch to router, and router to router hops.

Users can interact with the network layout in a flexible map-based user interface to quickly identify configuration and topology issues, speeding troubleshooting, and automatically create updated network documentation

Color-coded icons show devices with warnings or errors; click to drill-down for investigation.

LinkRunner® 10G

High Performance Testing for 10 Mbps to 10 Gig



The **LinkRunner 10G** advanced cable and network tester is a high-performance solution for 10 Gig network testing, including Multi-Gig. It simplifies testing and configuration of copper and fiber Ethernet networks by combining essential functions of installation and triage in a single, ruggedized unit, with the ability to link and test at line-rate speeds from 10Mbps to 10Gbps including 2.5 and 5 Gbps NBASE-T.

This next-generation tester delivers complete network validation, qualification and troubleshooting, from the media (copper/fiber) to the application (layers 1-7), accelerating deployments, speeding problem identification, and improving the efficiency and effectiveness of network installers and operations teams.

AutoTest

100M/1G/2.5G/5G/10G
RJ-45 HDx/FDx

Speed
Advertised Speeds: 100M/1G/2.5G/5G/10G
Actual Speed: 10G

Duplex
Advertised Duplex: HDx/FDx
Actual Duplex: FDx

RJ-45 Details
Rx Pair: All

Multi-Gigabit Details

Channel	Skew Delay	SNR	Min SNR
A	REF	9.3 dB	8.3 dB
B	-1.25 ns	6.7 dB	-0.6 dB
C	-2.50 ns	7.6 dB	6.8 dB
D	-1.25 ns	8.9 dB	7.8 dB
Threshold			5.0 dB

Result Codes
Minimum SNR is below the limit (35)

MULTI-GIG LINK VALIDATION
Connect and test at line-rate 1, 2.5, 5, and 10 Gbps and warns on link speed 'downshifting'.

Performance START

New Performance Test
Duration: 1 minute
Started: 12:43:56 AM
Status: Success

	Loss	Latency	Jitter
1t10g			
Up	0 %	14 us	<1 us
Down	0 %	14 us	<1 us
Reflector			
Round Trip	0 %	16 us	<1 us

10G COPPER/FIBER PERFORMANCE TEST
Two LinkRunner 10G units can be used to test upstream/downstream network performance at line-rate for measuring bandwidth, QoS, and service provider SLAs between sites.

LANBERT Generator
RJ-45 10M/100M/1G/2.5G/5G/10G HDx/FDx

Duration: 24 hours
Started: 3/26 5:41 PM
Status: Success

Totals

Frames Sent	1,227,293,959,981
Frames Received	1,227,293,959,970
Errored Frames	11
Error Rate	0 %

Errored Frames (at 14,880,952 fps)

5:41:33 PM to 5:41:33 PM

	Cur	Avg	Max
Errored Frames	0	0	2
Limit			148
Error Rate	--	<0.001 %	<0.001 %

Multi-Gigabit Details

Channel	Delay Skew	SNR	Min SNR
A	REF	7.6 dB	6 dB
B	-1.25 ns	5.7 dB	3.9 dB
C	-1.25 ns	6.4 dB	4.5 dB
D	-2.50 ns	6.8 dB	5.5 dB

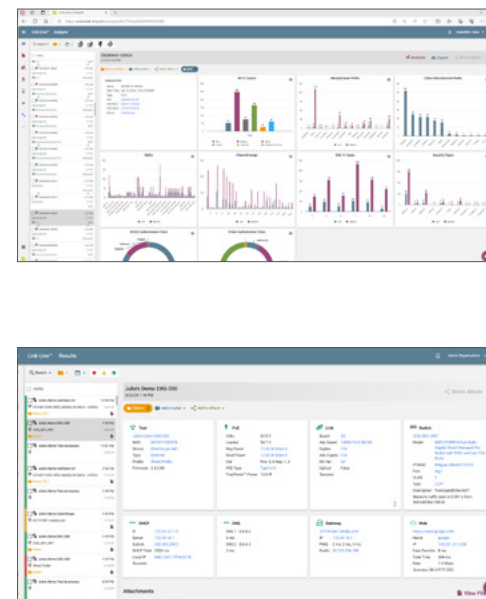
LANBERT GENERATOR
LANBERT generates and measures the transmission of line-rate Ethernet frames over your network cabling infrastructure, qualifying its ability to support 1G/10G on fiber and 100M/1G/2.5G/5G/10G on copper links.

Collaboration, Reporting, and Apps




LINK-LIVE COLLABORATION, REPORTING & ANALYSIS PLATFORM

Available as a free cloud service or licensed private cloud/on-premise deployment, the Link-Live collaboration, reporting, and analysis platform transforms team workflows, allowing IT professionals to quickly and easily log, document, and report test activity from all NetAlly hand-held network testers and analyzers, enabling collaboration across your entire team.



- Easily unify results, reporting, and data management in a secure cloud portal
- Better manage jobs, improve staff efficiency, and facilitate team collaboration



APP STORE

Expand tester functionality through the use of third-party apps

NOTE: Product registration required to install third-party apps on the LinkRunner AT 3000.



WI-FI CONNECTIVITY SUPPORT

Using an optional USB-A based Wi-Fi adapter provides on-the-go connectivity for uploading test results to Link-Live, web remote control, conducting basic Wi-Fi diagnostics, and more with third-party apps.

Choose the Right LinkRunner for You

TESTING APP / FEATURE	LINKRUNNER 10G	LINKRUNNER AT 4000	LINKRUNNER AT 3000
AUTOTEST & PROFILES	•	•	•
SWITCH TEST	•	•	•
CABLE TEST	•	•	•
PING/TCP TEST	•	•	•
PERFORMANCE TEST REFLECTOR	•	•	•
PERFORMANCE TEST CONTROLLER + PEER	•		
DISCOVERY / TOPOLOGY MAPPING (in Link-Live™)	•	•	
PATH ANALYSIS	•	•	
CAPTURE	•	•	
IPERF	•	•	
HTTP / FTP RESPONSE TIME	•	•	
REMOTE VISIBILITY & CONTROL*	•	•	•
WIFI CONNECTIVITY WITH OPTIONAL ADAPTER	•	•	•
PERIODIC AUTOTEST	•	•	
CONNECT & VERIFY LINK SPEED/DUPLEX - 10M, 100M, 1G	•	•	•
CONNECT & VERIFY LINK SPEED/DUPLEX - MULTI-GIG/NBASE-T/10G	•		
LINK SPEED DETECTION - MULTI-GIG, NBASE-T/10G	•	•	•
INTEGRATED CAMERA, MICROPHONE, AND MICRO SD CARD	•		
INCLUDES 1-YEAR ALLYCARE PREMIUM SUPPORT	•	•	Optional

*Requires AllyCare Premium Support



ALLYCARE PREMIUM SUPPORT BENEFITS

AllyCare is a comprehensive support and maintenance service for NetAlly's network tools that offers significant value over standard warranty. By maintaining your AllyCare membership throughout the life of your product you can ensure your NetAlly handheld network tester is kept up to date with the latest features and functionality.

- Latest Software Updates
- AllyCare-Enabled Product Features
- Accessory Replacement
- Repair Services Covered
- Priority Support

[LEARN MORE](#)

Model/Name	Description
LR10G-200	LinkRunner 10G Advanced Ethernet Tester - includes: (1) LR10G mainframe with one year of AllyCare support (LR10G-200-1YS), G3-PWRADAPTER, SFP+MR-10G850, RJ-45 inline coupler, WIREVIEW wire mapper #1, Quick Start Guide, and shoulder sling bag.
LR10G-200-KIT	LinkRunner 10G Professional Kit - includes: (1) LR10G mainframe with one year of AllyCare support (LR10G-200-1YS), G3-PWRADAPTER, EXG-LR10G-HOLSTER, SFP+MR-10G850, SFP+MR 10G1310, RJ-45 inline coupler, WIREVIEW wire mapper #1-6, Quick Start Guide, and medium soft case.
EXG-300-LR10G2-KIT	Etherscope nXG 10G Performance Kit - includes: (1) EtherScope nXG (EXG-300-KIT) and (1) LinkRunner 10G (LR10G-200)
LRAT-4000	1G Advanced Ethernet Tester - includes: LinkRunner AT 4000 tester with 1 year of AllyCare support (LRAT-4000-1YS), Power Supply with regional power plugs, WireView Cable ID #1, RJ-45 coupler, 850nm multimode 1 Gbps SFP, Getting Started Guide and Shoulder Sling Bag and hardened carry case.
LRAT-4000-KIT	1G Advanced Ethernet Tester Professional Kit - includes: LinkRunner AT 4000 tester with 1 year of AllyCare support (LRAT-4000-1YS), Power Supply with regional power plugs, WireView Cable ID #1-#6, RJ-45 coupler, 850nm multimode 1 Gbps SFP, Holster, Getting Started Guide and Shoulder Sling Bag.
LINKSOLUTIONS-KT-4K	1G Advanced Ethernet Tester Link Solutions Kit - includes: (1) LinkRunner AT 4000 tester (LRAT-4000) with 1 year of AllyCare support (LRAT-4000-1YS), (2) LinkSprinter network testers, (1) LinkRunner AT holster (HOLSTER-G3), and (2) LinkSprinter holsters.
LRAT-3000	Copper & Fiber Network AutoTester - includes: LinkRunner AT 3000 tester, Power Supply with regional power plugs, WireView Cable ID #1, RJ-45 coupler, 850nm multimode 1 Gbps SFP, Quick Start Guide and small soft case.
LRAT-3000-KIT	Copper & Fiber Network AutoTester Professional Kit - includes: LinkRunner AT 3000 tester, Power Supply with regional power plugs, WireView Cable ID #1-#6, RJ-45 coupler, 850nm multimode 1 Gbps SFP, Holster, Quick Start Guide, and small soft case.
LINKSOLUTIONS-KT-3K	Copper & Fiber Network AutoTester Link Solutions Kit - includes: (1) LinkRunner AT 3000 tester (LRAT-3000), (2) LinkSprinter network testers, (1) LinkRunner AT holster (HOLSTER-G3), and (2) LinkSprinter holsters.



LinkRunner 10G KIT



LinkRunner AT 4000 KIT



LinkRunner AT 3000 KIT



Products that are sold with 1-year AllyCare Support included have certain features and capabilities enabled. At the end of your existing contract, you must renew your AllyCare Support contract to continue utilizing the enabled features. AllyCare Support may not be available in all countries. Please confirm with your NetAlly representative before purchasing.

Additional NetAlly Solutions

netally.com

EtherScope® nXG PORTABLE NETWORK EXPERT

Deploying and maintaining Wi-Fi 6/6E and wired network infrastructure without the right tools can be daunting... and costly. This multi-technology, all-in-one handheld network analyzer enables engineers and technicians to get more done faster in today's constantly changing Wi-Fi and Ethernet access networks.

MODELS: EXG-300 • EXG-300-KIT • EXG-300-KIT-2PK
EXG-300-LR10G2-KIT



WIRED & WIRELESS ANALYSIS

AirCheck™ G3 Pro WI-FI 6 WIRELESS ANALYZER

Intuitive user interface delivers actionable intelligence, speeding and simplifying Wi-Fi 6 deployment, troubleshooting, surveying, and validation. AirCheck G3 provides network professionals of any skill level with complete and accurate information to survey and validate Wi-Fi deployments and changes, resolve connectivity and performance problems quickly, speed up closure of trouble tickets and ensure your Wi-Fi network meets end users' needs.

MODELS: AIRCHECK-G3-PRO
AIRCHECK-G3-PRO-KT
AIRCHECK-G3-PRO-TKT



WIRELESS VALIDATION & HEATMAPPING


CYBERSCOPE® EDGE NETWORK VULNERABILITY SCANNER

CyberScope offers comprehensive cyber security risk assessment, analysis, and reporting for the network edge in a single, powerful, portable tool – including network discovery, wireless security, vulnerability assessment, plus segmentation and provisioning validation. It provides fast, actionable insights, filling the critical visibility gaps that other cybersecurity tools frequently do not address.

- Easily validates controls at the edge
- Inventories everything including IoT, OT, unmanaged devices, wired, and wireless
- Quickly tests and demonstrates policy compliance
- Enables collaboration and sharing between teams

CyberScope is available in three different versions. The full function CE version includes wired Ethernet and wireless (Wi-Fi and BT/BLE) capabilities. Wired only (XRF) and wireless only (AIR) models are also available - specific capabilities depend on the version.

MODELS: CYBERSCOPE-CE • CYBERSCOPE-XRF • CYBERSCOPE-AIR



CYBERSCOPE

CYBERSCOPE AIR

CYBERSECURITY