

Metro® Bins

- **Versatile:** Metro® Bins are available in a number of styles and sizes for every type of storage need. Metro Bins are either stackable or nestable, as well as dividable.
- **Storage Efficient:** When used with Super Erecta Shelf® shelving, Metro Bins offer an efficient method of organizing and identifying a wide variety of patient-care items. Semi-open, slanted fronts allow for visual inventory and easy access to contents. All Metro Bins have a molded front slot which accepts labels for content identification.
- **Durable:** Made of lightweight, rugged polypropylene for years of reliable service.
- **Shelf Bins:** Available in a variety of sizes, yellow shelf bins can be used to compartmentalize exchange carts or to store small patient care items. Dividers are available as accessories.
- **Supply Bins:** These durable, stacking bins have a hopper front for easy access to contents. Stacking supply bins are available in blue and feature a molded-in slot for hanging from bin bars.
- **Stock Bin:** Metro stock bin is designed for heavy-duty storage (i.e., bulk I.V. bags). Two dividers are provided with this stackable bin.
- **Bulk Supply Tub:** Large gray tub can be used for storage of large, bulky items.

Specifications

- **Structure:** Heavy gauge cold rolled steel electroplated and epoxy coated with stainless steel hardware.
- **Work Surface:** 16 gauge, type 304 stainless steel top with Duraplast anti-drumming support.



Shelf Bin-Nesting



Supply Bin-Stacking




Sock Bin-MB30348T

All Metro Catalog Sheets are available on our website: metro.com



MB30110CLN



MB30150CLN



MB30174CLN

Shelf Bins — Nesting

These bins are sized to work on the two most popular shelf widths 18" (457mm) and 24" (610mm) as well as lean two bin processes for efficient handling and exchange.

Part No.	Outside Dimension (in.)	Outside Dimension (mm)	Weight/ Carton (lbs.) (kg)	Bin Carton Quantity	Color	Width Dividers**	Divider Carton Quantity
	Length / Width / Height	Length / Width / Height					
MB30110CLN	11.6 x 2.75 x 4	295 x 70 x 102		24	Clear	N/A	N/A
MB30120CLN	11.6 x 4.12 x 4	295 x 105 x 102	9 4	24	Clear	MB40120 (3)	24
MB30130CLN	11.6 x 6.6 x 4	295 x 168 x 102	7 3	12	Clear	MB40130 (3)	24
MB30150CLN	11.6 x 8.37 x 4	295 x 213 x 102		12	Clear	-	-
MB30170CLN	11.6 x 11.12 x 4	295 x 282 x 102		12	Clear	MB40170 (3)	24
MB30128CLN	17.8 x 4.12 x 4	454 x 105 x 102	7 3	12	Clear	MB40120 (3)	24
MB30138CLN	17.8 x 6.6 x 4	454 x 168 x 102	9 4	12	Clear	MB40130 (3)	24
MB30124CLN	23.6 x 4.12 x 4	600 x 105 x 102	11 5	12	Clear	MB40120 (3)	24
MB30164CLN	23.6 x 6.6 x 4	600 x 168 x 102	8 4	6	Clear	MB40130 (3)	24
MB30174CLN	23.6 x 10.6 x 4	600 x 270 x 102	11 5	6	Clear	MB40170 (3)	24

Supply Bins — Stacking or Hanging

Stackable design maximizes vertical storage efficiency. Reinforced design adds strength and prevents spreading. Lip on rear of bin allows bin to hang on the wall panel.



MB30220CLSH



MB30235CLSH



MB30255CLSH

Part No.	Outside Dimension (in.)	Outside Dimension (mm)	Weight/ Carton (lbs.) (kg)	Bin Carton Quantity	Color	Length Dividers**	Divider Carton Quantity
	Length / Width / Height	Length / Width / Height					
MB30220CLSH	7.3 x 4.12 x 3	187 x 105 x 76		24	Clear	-	-
MB30237CLSH	9.25 x 6 x 5	235 x 152 x 127		12	Clear	N/A	N/A
MB30224CLSH	10.8 x 4.12 x 4	276 x 105 x 102		12	Clear	-	-
MB30230CLSH	10.8 x 5.5 x 5	276 x 140 x 127	10 5	12	Clear	MB40230 (1)	6
MB30235CLSH	10.8 x 11 x 5	276 x 279 x 127	10 5	6	Clear	MB40230 (2)	6
MB30239CLSH	10.8 x 8.25 x 7	276 x 210 x 178		6	Clear	-	-
MB30255CLSH	10.8 x 16.5 x 5	276 x 419 x 127		6	Clear	MB40230 (2)	6
MB30234CLSH	14.75 x 5.5 x 5	375 x 140 x 127	13 6	12	Clear	-	-
MB30240CLSH	14.75 x 8.25 x 7	375 x 210 x 178	24 11	12	Clear	MB40245 (1)	6
MB30250CLSH	14.75 x 16.5 x 7	375 x 419 x 178	21 10	12	Clear	MB40245 (1)	6
MB30265CLSH	18 x 8.25 x 9	457 x 210 x 229	17 8	6	Clear	MB40265 (1)	6

****() Recommended max # of dividers per bin - (2 or more) = # of divider slots may be higher to provide placement flexibility**

Note: Bins feature a full-width hanger lip that is designed for use with hanging systems.

Bins are available in carton quantities only. Bins above are priced per each but must be ordered in multiples of carton quantity. (For example: MB30235CLSH is available in quantities of 6, 12, 18. List price refers to the price of 1 bin.)

Dividers are available in carton quantities only. Dividers are sold by the carton and priced by the carton (For example: 1 MB40230 = 6 dividers, the list price is for 6 dividers)



MB30281CLS



MB30284CLS



MB30286CLS

Large Supply Bins — Stacking

Stackable design maximizes vertical storage efficiency. Reinforced design prevents spreading.

Part No.	Outside Dimension (in.)	Outside Dimension (mm)	Weight/ Carton (lbs.) (kg)	Bin Carton Quantity	Color	Width Dividers**	Divider Carton Quantity
	Length / Width / Height	Length / Width / Height					
MB30281CLS	20 x 12.37 x 8	508 x 314 x 203	9 4	3	Clear	-	-
MB30283CLS	20 x 18.37 x 12	508 x 467 x 305	7 3	1	Clear	-	-
MB30284CLS	23.8 x 8.25 x 7	606 x 210 x 178		4	Clear	-	-
MB30286CLS	23.8 x 11 x 7	606 x 279 x 178		4	Clear	-	-
MB30289CLS	23.8 x 18.25 x 12	606 x 464 x 305		1	Clear	-	-
MB30348T	20.5 x 8.25 x 7	521 x 210 x 178		6	Beige	1 width divider included	

****() Recommended max # of dividers per bin - (2 or more) = # of divider slots may be higher to provide placement flexibility**

Note: Bins are available in carton quantities only. Bins above are priced per each but must be ordered in multiples of carton quantity.

(For example: MB30138CLN is available in quantities of 12, 24, 36. List price refers to the price of 1 bin.) Dividers are available in carton quantities only. Dividers are sold by the carton and priced by the carton. (For example: 1 MB40120 = 24 dividers, the list price is for 24 dividers).

N/A indicates bin does not accept dividers. - indicated dividers are available by special request.

Metro® Bins

Bin Dividers

Stackable design maximizes vertical storage efficiency. Reinforced design prevents spreading.

Part No.	Fits Bins	Bin Type	Weight/ Carton (lbs.) (kg)		Divider Carton
MB40120	MB30120CLN, MB30128CLN, MB30124CLN	Shelf	9	.5	24
MB40130	MB30130CLN, MB30138CLN, MB30164CLN	Shelf	7	.9	24
MB40170	MB30170CLN, MB30174CLN	Shelf			24
MB40230	MB30230CLSH, MB30235CLSH, MB30255CLSH	Supply	2	.9	6
MB40245	MB30240CLSH, MB30250CLSH	Supply	3	1.5	6
MB40265	MB30265CLSH	Supply			6

Note: Dividers are available in carton quantities only. Dividers are sold by the carton and priced by the carton
(For example: 1 MB40230 = 6 dividers, the list price is for 6 dividers)




Louvered Wall Panel


For use with hanging supply bins. This universal hanging surface provides easy placement and configuration of multiple sizes of bins or qwikSIGHT® baskets. Wall-mounted panels keep items out of the way, off the floor, and off the work table.

Part No.	Outside Dimension (in.) Length / Width / Height	Outside Dimension (mm) Length / Width / Height	Carton Quantity	Color	Weight Capacity (lb.) (kg)	
MB1819LWP	18 x 0.31 x 19	457 x 8 x 483	4	White	160	73
MB3619LWP	36 x 0.31 x 19	914 x 8 x 483	4	White	160	73
MB1861LWP	18 x 0.31 x 61	457 x 8 x 1549	1	White	500	227


Note: Panel should be mounted on standard stud centers or a solid substrate (block, plywood, etc.) with fasteners in each mounting hole for maximum rigidity. Weight capacity listed is for the panel properly mounted to studs or a solid substrate. Fasteners are not included.



MB1819LWP



MB3619LWP



MB1861LWP