

LOCTITE® 271™

March 2012

PRODUCT DESCRIPTION

LOCTITE® 271™ provides the following product characteristics:

| | |
|-----------------------------|--|
| Technology | Acrylic |
| Chemical Type | Dimethacrylate ester |
| Appearance (uncured) | red ^{LMS} |
| Fluorescence | Positive under UV light ^{LMS} |
| Components | One component - requires no mixing |
| Viscosity | Low |
| Cure | Anaerobic |
| Secondary Cure | Activator |
| Application | Threadlocking |
| Strength | High |

LOCTITE® 271™ is designed for the permanent locking and sealing of threaded fasteners. The product cures when confined in the absence of air between close fitting metal surfaces and prevents loosening and leakage from shock and vibration. Typical applications include the locking and sealing of large bolts and studs (up to M25).

Mil-S-46163A

LOCTITE® 271™ is tested to the lot requirements of Military Specification Mil-S-46163A. **Note:** This is a regional approval. Please contact your local Technical Service Center for more information and clarification.

ASTM D5363

Each lot of adhesive produced in North America is tested to the general requirements defined in paragraphs 5.1.1 and 5.1.2 and to the Detail Requirements defined in section 5.2.

UL Classification

Classified by Underwriters Laboratories Inc.® MH8007 - Fire hazard is small. No flash point in liquid state. Ignition temperature 304°C. For use in devices handling gasoline, petroleum oils, natural gas (pressure not over 300 PSIG), butane and propane not exceeding 2 in. pipe size. **Note:** This is a regional approval. Please contact your local Technical Service Center for more information and clarification

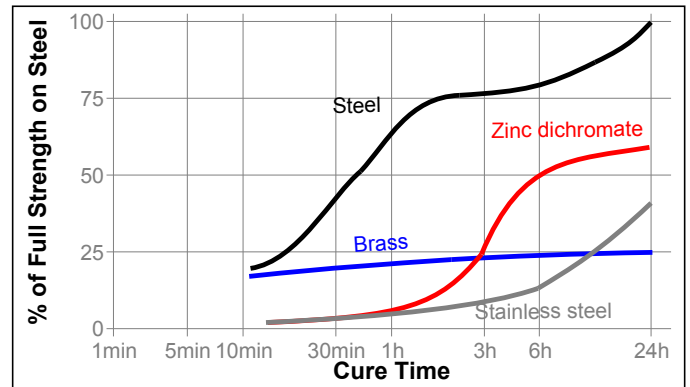
TYPICAL PROPERTIES OF UNCURED MATERIAL

| | |
|---|---------------------------|
| Specific Gravity @ 25 °C | 1.1 |
| Flash Point - See SDS | |
| Viscosity, Brookfield - RVT, 25 °C, mPa·s (cP): | |
| Spindle 1, speed 10 rpm, | 400 to 600 ^{LMS} |

TYPICAL CURING PERFORMANCE

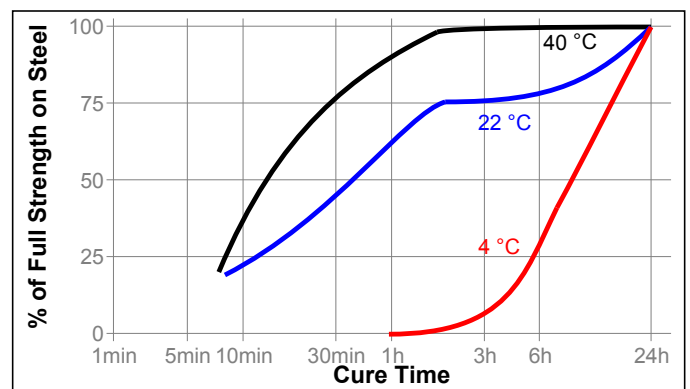
Cure Speed vs. Substrate

The rate of cure will depend on the substrate used. The graph below shows the breakaway strength developed with time on M10 steel nuts and bolts compared to different materials and tested according to ISO 10964.



Cure Speed vs. Temperature

The rate of cure will depend on the temperature. The graph below shows the breakaway strength developed with time at different temperatures on M10 steel nuts and bolts and tested according to ISO 10964.

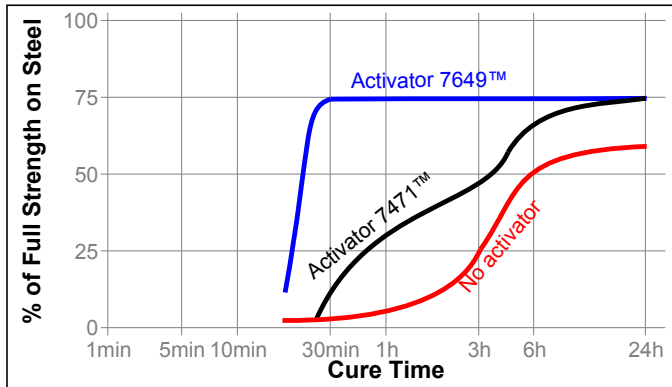


TYPICAL ENVIRONMENTAL RESISTANCE

Cured for 24 hours @ 22 °C
Breakaway Torque, ISO 10964:
M10 steel nuts and bolts

Cure Speed vs. Activator

Where cure speed is unacceptably long, or large gaps are present, applying activator to the surface will improve cure speed. The graph below shows the breakaway strength developed with time on M10 zinc dichromate steel nuts and bolts using Activator 7471™ and 7649™ and tested according to ISO 10964.



TYPICAL PERFORMANCE OF CURED MATERIAL

Adhesive Properties

After 90 minutes @ 22 °C

Breakaway Torque, ISO 10964:

3/8 x 16 steel nuts (grade 2) and bolts (grade 5) N·m 8.5 to 25.4^{LMS}
(lb.in.) (75 to 225)

Prevail Torque, ISO 10964:

3/8 x 16 steel nuts (grade 2) and bolts (grade 5) N·m 16.9 to 34^{LMS}
(lb.in.) (150 to 300)

After 24 hours @ 22 °C

Breakaway Torque, ISO 10964:

3/8 x 16 steel nuts (grade 2) and bolts (grade 5) N·m 16.9 to 34^{LMS}
(lb.in.) (150 to 300)

3/8 x 16 cadmium nuts and bolts N·m 4.5 to 14.1^{LMS}
(lb.in.) (40 to 125)

3/8 x 16 zinc nuts and bolts N·m 4.5 to 14.1^{LMS}
(lb.in.) (40 to 125)

M10 steel nuts and bolts N·m 17 to 40
(lb.in.) (150 to 350)

Prevail Torque, ISO 10964:

3/8 x 16 steel nuts (grade 2) and bolts (grade 5) N·m 22.6 to 40^{LMS}
(lb.in.) (200 to 355)

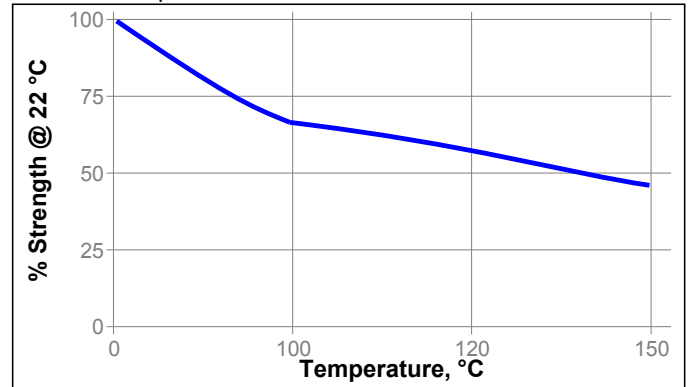
3/8 x 16 cadmium nuts and bolts N·m 16.9 to 34^{LMS}
(lb.in.) (150 to 300)

3/8 x 16 zinc nuts and bolts N·m 16.9 to 34^{LMS}
(lb.in.) (150 to 300)

M10 steel nuts and bolts N·m 23 to 40
(lb.in.) (200 to 350)

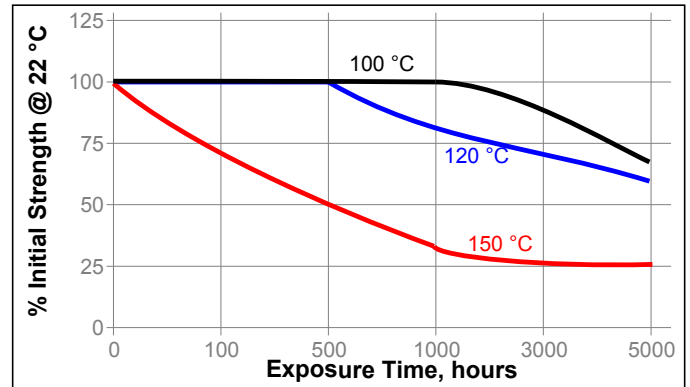
Hot Strength

Tested at temperature



Heat Aging

Aged at temperature indicated and tested @ 22 °C



Chemical/Solvent Resistance

Aged under conditions indicated and tested @ 22 °C.

| Environment | °C | % of initial strength | | |
|-------------------------|-----|-----------------------|-------|--------|
| | | 100 h | 500 h | 1000 h |
| Motor oil (MIL-L-46152) | 125 | 85 | 85 | 75 |
| Unleaded gasoline | 22 | 100 | 100 | 95 |
| Leaded Gasoline I | 22 | 100 | 100 | 100 |
| Brake fluid | 22 | 100 | 100 | 100 |
| Ethanol | 22 | 95 | 95 | 95 |
| Acetone | 22 | 95 | 95 | 95 |
| 1,1,1 Trichloroethane | 22 | 100 | 95 | 95 |
| Water/glycol 50/50 | 87 | 100 | 85 | 85 |

GENERAL INFORMATION

This product is not recommended for use in pure oxygen and/or oxygen rich systems and should not be selected as a sealant for chlorine or other strong oxidizing materials.

For safe handling information on this product, consult the Safety Data Sheet (SDS).

Where aqueous washing systems are used to clean the surfaces before bonding, it is important to check for compatibility of the washing solution with the adhesive. In some cases these aqueous washes can affect the cure and performance of the adhesive.

This product is not normally recommended for use on plastics (particularly thermoplastic materials where stress cracking of the plastic could result). Users are recommended to confirm compatibility of the product with such substrates.

Directions for use:**For Assembly**

1. For best results, clean all surfaces (external and internal) with a LOCTITE® cleaning solvent and allow to dry.
2. If the material is an inactive metal or the cure speed is too slow, spray all threads with Activator 7471™ or 7649™ and allow to dry.
3. Shake the product thoroughly before use.
4. To prevent the product from clogging in the nozzle, do not allow the tip to touch metal surfaces during application.
5. **For Thru Holes**, apply several drops of the product onto the bolt at the nut engagement area.
6. **For Blind Holes**, apply several drops of the product down the internal threads to the bottom of the hole.
7. **For Sealing Applications**, apply a 360° bead of product to the leading threads of the male fitting, leaving the first thread free. Force the material into the threads to thoroughly fill the voids. For bigger threads and voids, adjust product amount accordingly and apply a 360° bead of product on the female threads also.
8. Assemble and tighten as required.

For Disassembly

1. Apply localized heat to nut or bolt to approximately 250 °C. Disassemble while hot.

For Cleanup

1. Cured product can be removed with a combination of soaking in a Loctite solvent and mechanical abrasion such as a wire brush.

Loctite Material Specification^{LMS}

LMS dated August 23, 1999. Test reports for each batch are available for the indicated properties. LMS test reports include selected QC test parameters considered appropriate to specifications for customer use. Additionally, comprehensive controls are in place to assure product quality and consistency. Special customer specification requirements may be coordinated through Henkel Quality.

Storage

Store product in the unopened container in a dry location. Storage information may be indicated on the product container labeling.

Optimal Storage: 8 °C to 21 °C. Storage below 8 °C or greater than 28 °C can adversely affect product properties.

Material removed from containers may be contaminated during use. Do not return product to the original container. Henkel Corporation cannot assume responsibility for product which has been contaminated or stored under conditions other than those previously indicated. If additional information is required, please contact your local Technical Service Center or Customer Service Representative.

Conversions

$(^{\circ}\text{C} \times 1.8) + 32 = ^{\circ}\text{F}$
 $\text{kV/mm} \times 25.4 = \text{V/mil}$
 $\text{mm} / 25.4 = \text{inches}$
 $\mu\text{m} / 25.4 = \text{mil}$
 $\text{N} \times 0.225 = \text{lb}$
 $\text{N/mm} \times 5.71 = \text{lb/in}$
 $\text{N/mm}^2 \times 145 = \text{psi}$
 $\text{MPa} \times 145 = \text{psi}$
 $\text{N}\cdot\text{m} \times 8.851 = \text{lb}\cdot\text{in}$
 $\text{N}\cdot\text{m} \times 0.738 = \text{lb}\cdot\text{ft}$
 $\text{N}\cdot\text{mm} \times 0.142 = \text{oz}\cdot\text{in}$
 $\text{mPa}\cdot\text{s} = \text{cP}$

Note:

The information provided in this Technical Data Sheet (TDS) including the recommendations for use and application of the product are based on our knowledge and experience of the product as at the date of this TDS. The product can have a variety of different applications as well as differing application and working conditions in your environment that are beyond our control. Henkel is, therefore, not liable for the suitability of our product for the production processes and conditions in respect of which you use them, as well as the intended applications and results. We strongly recommend that you carry out your own prior trials to confirm such suitability of our product.

Any liability in respect of the information in the Technical Data Sheet or any other written or oral recommendation(s) regarding the concerned product is excluded, except if otherwise explicitly agreed and except in relation to death or personal injury caused by our negligence and any liability under any applicable mandatory product liability law.

In case products are delivered by Henkel Belgium NV, Henkel Electronic Materials NV, Henkel Nederland BV, Henkel Technologies France SAS and Henkel France SA please additionally note the following:

In case Henkel would be nevertheless held liable, on whatever legal ground, Henkel's liability will in no event exceed the amount of the concerned delivery.

In case products are delivered by Henkel Colombiana, S.A.S. the following disclaimer is applicable:

The information provided in this Technical Data Sheet (TDS) including the recommendations for use and application of the product are based on our knowledge and experience of the product as at the date of this TDS. Henkel is, therefore, not liable for the suitability of our product for the production processes and conditions in respect of which you use them, as well as the intended applications and results. We strongly recommend that you carry out your own prior trials to confirm such suitability of our product.

Any liability in respect of the information in the Technical Data Sheet or any other written or oral recommendation(s) regarding the concerned product is excluded, except if otherwise explicitly agreed and except in relation to death or personal injury caused by our negligence and any liability under any applicable mandatory product liability law.

In case products are delivered by Henkel Corporation, Resin Technology Group, Inc., or Henkel Canada Corporation, the following disclaimer is applicable:

The data contained herein are furnished for information only and are believed to be reliable. We cannot assume responsibility for the results

obtained by others over whose methods we have no control. It is the user's responsibility to determine suitability for the user's purpose of any production methods mentioned herein and to adopt such precautions as may be advisable for the protection of property and of persons against any hazards that may be involved in the handling and use thereof. In light of the foregoing, **Henkel Corporation specifically disclaims all warranties expressed or implied, including warranties of merchantability or fitness for a particular purpose, arising from sale or use of Henkel Corporation's products. Henkel Corporation specifically disclaims any liability for consequential or incidental damages of any kind, including lost profits.** The discussion herein of various processes or compositions is not to be interpreted as representation that they are free from domination of patents owned by others or as a license under any Henkel Corporation patents that may cover such processes or compositions. We recommend that each prospective user test his proposed application before repetitive use, using this data as a guide. This product may be covered by one or more United States or foreign patents or patent applications.

Trademark usage

Except as otherwise noted, all trademarks in this document are trademarks of Henkel Corporation in the U.S. and elsewhere. ® denotes a trademark registered in the U.S. Patent and Trademark Office.

Reference 1.8