


# Keysight E4980A Precision LCR Meter 20 Hz to 2 MHz

## An industry standard LCR meter

Keysight Technologies, Inc. E4980A precision LCR meter is an industry standard of high-end LCR meters which provides the best combination of accuracy, speed and versatility. Along with the widest variety of accessories, a broad range of component, semiconductor, and material measurement applications in general R&D and production environments can be addressed.

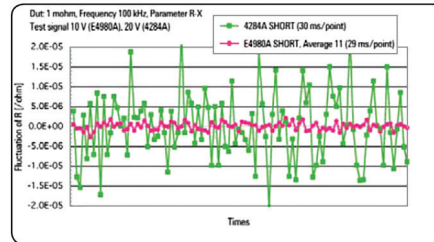


## Key features

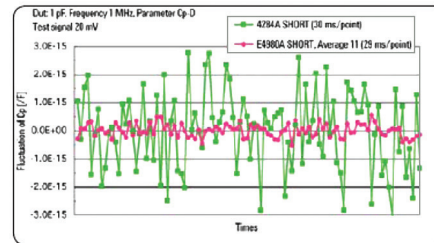
### 1. Accurate measurements

Exceptionally low noise at both low and high impedance to improve test quality

- 0.05% basic impedance accuracy
- Open/Short/Load compensation
- Test cable extension (1/2/4 m)



Measurement stability: E4980A vs. 4284A  
Low impedance meas. 1 mΩ @100 kHz



High impedance meas. 1 pF @1 MHz

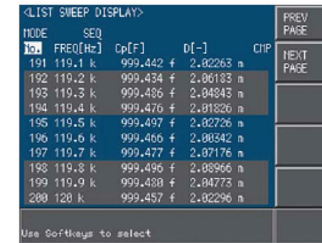
### 2. Fast measurement speed

Fast speed provides more throughput reducing cost of test

- 5.6 ms (SHORT), 88 ms (MED), 220 ms (LONG) @1 MHz

### 3. Measurement versatility

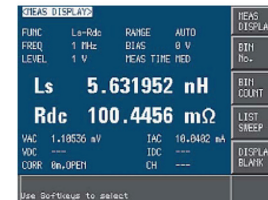
- 20 Hz to 2 MHz test frequency with 4-digit resolution
- 16 impedance parameters
- 100 µV to 2 Vrms, 1 µA to 20 mA variable test signal
- DC bias 1.5/2 V
- Auto-level control
- 201 points of programmable list sweep
- DC resistance (mandatory option)



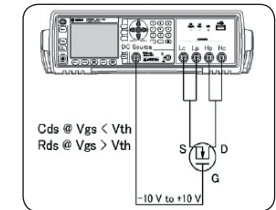
List sweep mode

### 4. Power and DC bias enhancement (Option 001)

- 0 to 20 Vrms/100 mArms test signal
- 0 to ± 40 V DC bias with 0.3 mV minimum resolution
- Second DC source controllable from 0 to ± 10 V
- DC bias current/voltage measurement capabilities



DCR measurement



Meas. using DC source

## Models

Model	Description
E4980A	Precision LCR Meter, 20 Hz to 2 MHz

## Options

Model	Description
E4980A-001	Power and DC bias enhancement
E4980A-002	Bias current interface
E4980A-005	Entry model (same accuracy, less speed)
E4980A-200	DCR measurement (mandatory option)
E4980A-201	Handler interface
E4980A-301	Scanner interface
E4980A-710	No interface
E4980A-ABA	English localization
E4980A-ABJ	Japanese localization
E4980A-1A7	ISO 17025 compliant calibration
E4980A-A6J	ANSI Z540 compliant calibration
E4980A-1CM	Rack mount kit

For more details on the option configuration, refer to the configuration guide 5989-8321EN.

## Upgrade options

Refer to the configuration guide 5989-8321EN for the upgrades.

## Application support literatures

Literature	Publication number
Impedance measurement handbook	5950-3000

## Recommended accessories

DUT	Fixture type	Model	Description
Lead	Axial/radial	16047A/E	Spring contact type (A)/Screw-lock type (E)
	Clip-type	16089A/B/C/D/E (5 Hz to 100 kHz)	Large clips (A)/Medium clips (B)/IC clips (C)/Alligator clips (D)/High repeatability (E)
SMD/ chip	SMD/chip	16034E/G/H	Large contact (E)/Small contact (G)/For array components (H)
		16044A	Kelvin contacts
	Tweezers-type	16334A	Tweezers (cable length 1 m)
	Extension cable	16048A/D/E	BNC test leads (1/2/4 m)
	External DC bias	16065A	$\pm 200$ Vmax

For other accessories, refer to the configuration guide 5989-8321EN.

For additional literature and product information, refer to following literatures.

Literature	Part number
Brochure	5989-4235EN
Data sheet	5989-4435EN
Configuration guide	5989-8321EN



### Three-Year Warranty

[www.keysight.com/find/ThreeYearWarranty](http://www.keysight.com/find/ThreeYearWarranty)

Keysight's commitment to superior product quality and lower total cost of ownership. The only test and measurement company with three-year warranty standard on all instruments, worldwide.



### Keysight Assurance Plans

[www.keysight.com/find/AssurancePlans](http://www.keysight.com/find/AssurancePlans)

Up to five years of protection and no budgetary surprises to ensure your instruments are operating to specification so you can rely on accurate measurements.