

JBC

www.jbctools.com

INSTRUCTION MANUAL



T260

Pick & Place Handle

This manual corresponds to the following references:

T260-A

Packing List

The following items are included:



Pick & Place Handle 1 unit



CU260 Cups Set 1 unit
Ref. 0940163

Ø 4.3 mm - 0940112 (x2)
Ø 7 mm - 0940111 (x2)
Ø 10 mm - 0940110 (x2)

Manual 1 unit
Ref. 0028986



**NS260
Straight Needles Set**1 unit
Ref. 0901546

Ø 0.41 mm - 0025110 (x2) blue
Ø 0.51 mm - 0025112 (x2) violet
Ø 0.84 mm - 0025114 (x2) green



**NB260
Bent Needles Set** 1 unit
Ref. 0861660

Ø 0.51 mm - 0025117 (x2) violet
Ø 0.61 mm - 0025119 (x2) pink
Ø 0.84 mm - 0025121 (x2) green

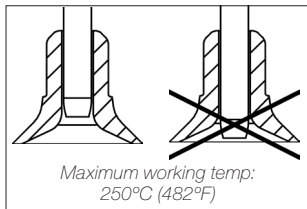
Connections

Choose the needle that best fits the component and the suction cup if needed.

Connected the tool to the station suction plug.



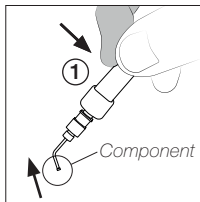
Working



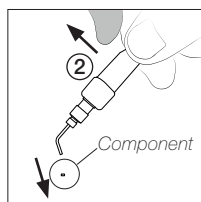
For a correct suction process insert the needle in the cup as shown in the picture.

Make sure the needle does not protrude from the cup.

Suction



Release



Once the suction is activated, cover the pen hole with your finger (1) and lift off the component.

Lift your finger (2) from the pen hole to release the component.

Specifications

T260

Pick & Place Handle

Ref.: **T260-A**

- Total Net Weight:	21 g / 0.046 lb
- Package Dimensions/Weight:	240 x 115 x 43 mm / 171 g
(L x W x H)	9.45 x 4.53 x 1.69 in / 0.377 lb

Complies with CE standards.
ESD safe.

JBC

Warranty

JBC's 2 year warranty covers this equipment against all manufacturing defects, including the replacement of defective parts and labour.

Warranty does not cover product wear or misuse.

In order for the warranty to be valid, equipment must be returned, postage paid, to the dealer where it was purchased.



This product should not be thrown in the garbage.

In accordance with the European directive 2012/19/EU, electronic equipment at the end of its life must be collected and returned to an authorized recycling facility.



www.jbctools.com

0028986-250424