

JBC

www.jbctools.com

INSTRUCTION MANUAL



Micro Tweezers

Ref. PA120-A

Packing List

The following items are included:

Micro Tweezers 1 unit
Ref. PA120-A

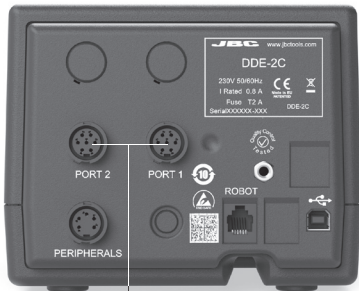
Screwdriver.....1 unit
Ref. 0023074

Manual 1 unit
Ref. 0008846



Features

Control Unit



Stand
Ref. AM-SA



C120 Cartridges
(Required but not supplied)

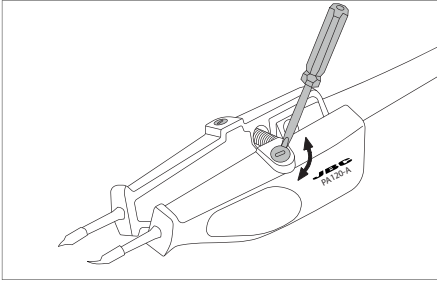


Adjustable Micro Tweezers
Ref. PA120-A
(Required but not supplied)



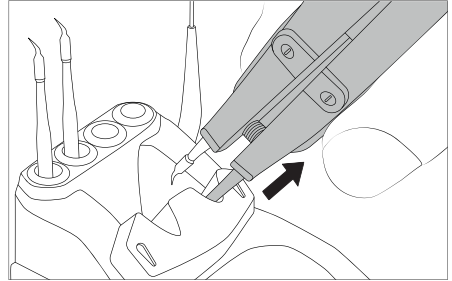
PA120-A Changing cartridges

1. Unlocking



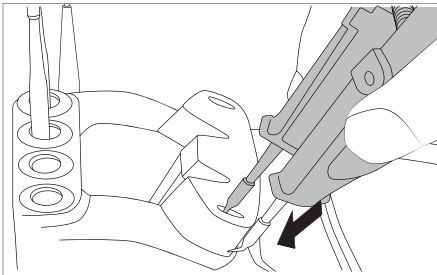
Unlock the fixing screws.

2. Removing



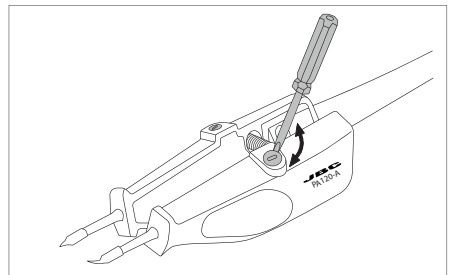
Place the cartridges in the extractor and pull the tweezers to remove them.

3. Inserting



Use the grooves to insert the cartridges as far as the mark*.

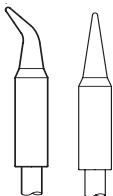
4. Locking



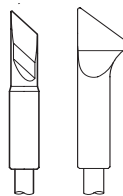
Lock the fixing screws.

Compatible cartridges

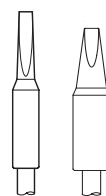
The **PA120-A** works with **C120** cartridge range. Find the model that best suits your soldering needs in www.jbctools.com



Conical Bent



Blade



Chisel Bent

Specifications

- Maximum power per cartridge	40W
- Tool Dimensions / Weight (L x W x H)	78 x 33 x 25 mm / 0.10 kg. 3.07 x 1.30 x 0.98 in / 0.22 lb.
- Total Package Dimensions / Weight (L x W x H)	277 x 73 x 50 mm / 0.17 kg. 10.91 x 2.87 x 1.97 in / 0.36 lb.

ESD Safe

JBC

Warranty

JBC's 2 year warranty covers this equipment against all manufacturing defects, including the replacement of defective parts and labour.

Warranty does not cover product wear or misuse.

In order for the warranty to be valid, equipment must be returned, postage paid, to the dealer where it was purchased.



This product should not be thrown in the garbage.

In accordance with the European directive 2012/19/EU, electronic equipment at the end of its life must be collected and returned to an authorized recycling facility.



www.jbctools.com