


# **JBC**

[www.jbctools.com](http://www.jbctools.com)

## **INSTRUCTION MANUAL**



### **N6079**

Grips for Nano Tools


NT105/NT115 and NP105/NP115

This manual corresponds to the following reference:

**N6079** *green*

## Packing List

The following items are included:



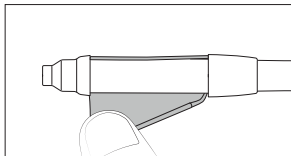
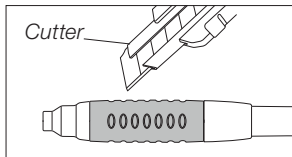
**Grips for Nano Tools NT105/NT115 and NP105/NP115 ..... 4 units**



**Manual ..... 1 unit**  
Ref. 0016080

## Changing Grips

### Removing Grips

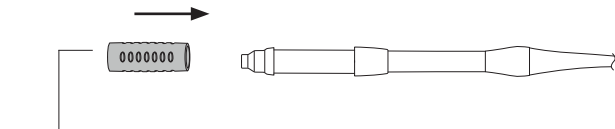


1. Make a length-wise cut.  
⚠ Be careful not to damage the handle.

2. Remove the old grip.

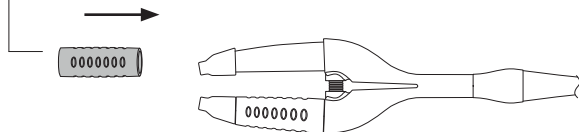
### Assembling Grips

#### NT105 Nano Handle



*Apply vaseline inside the grip for easier fitting*

#### NP105 Nano Tweezers



# Specifications

## N6079

### Grips for Nano Tools

Ref.: **0016079** *green*

- Grip Dimensions: 29 x ø10.5 mm / 1.14 x ø0.41
- Total Net Weight: 3.5 g / 0.008 lb
  
- Package Dimensions/Weight: 60 x 35 x 27 mm / 8.5 g  
(L x W x H) 2.36 x 1.38 x 1.06 in / 0.019 lb

Complies with CE standards.  
ESD safe.

# JBC

## Warranty

JBC's 2 year warranty covers this equipment against all manufacturing defects, including the replacement of defective parts and labour.

Warranty does not cover product wear or misuse.

In order for the warranty to be valid, equipment must be returned, postage paid, to the dealer where it was purchased.



This product should not be thrown in the garbage.

In accordance with the European directive 2012/19/EU, electronic equipment at the end of its life must be collected and returned to an authorized recycling facility.



[www.jbctools.com](http://www.jbctools.com)