

ACCESSORIES

MODEL	DESCRIPTION	APPLICABLE DEVICE
GBM-01	4 Wire (kelvin clip) Test Lead, 90V (max.), Approx. 1100mm	GBM-3300/3080
GBM-02	4 Wire (single pin) Test Probe, 80V (max.), Approx. 1100mm	GBM-3300/3080
GBM-03	4 Wire (twin pin) Test Probe, 300V (max.), Approx. 1400mm	GBM-3300/3080
GBM-S1	Short Bar (for GBM-02/GBM-03)	GBM-02/03
GDM-01	Calibration Key	GDM-8261A/8255A
GDM-82G1	GPB card for GDM-8261A	GDM-8261A
GDM-82L1	LAN card for GDM-8261A	GDM-8261A
GDM-83G1	GPB card for GDM-8342 (factory install)	GDM-8342
GDM-90G1	GPB card for GDM-906X series	GDM-906X Series
GDM-SC1A	Scanner Card, 16+2 Channels	GDM-8261A/8255A
GDM-TL1	Test Lead Set	All GDM-Series
GHT-108	H.V. Wiring Lead, Approx. 500mm	GSB-01/02
GHT-109	G.B Wiring Lead, Approx. 450mm	GSB-02
GHT-113	High Voltage Test Pistol, Approx. 1000mm	All GPT-Series
GHT-114	High Voltage Test Lead, Approx. 1000mm	GPT-9900A/9900/9800/9600 Series
GHT-115	High Voltage / Continuity Test Lead, Approx. 1000mm	GPT-10000 Series, GPT-9500 Series
GHT-116B	High Voltage Test Lead (Black only), Approx. 1500mm	GSB-01/02, All GPT-Series, GPT-9500 Series
GHT-116R	High Voltage Test Lead (Red only), Approx. 1500mm	GSB-01/02, All GPT-Series, GPT-9500 Series
GHT-117	H.V Adaptor (Universal or Europe type socket)	GPT-15003/15002/15001/12003/12002/12001, GPT-9903A/9902A/9901A, GPT-9803/9802/9801, GPT-9600
GHT-118	H.V / G.B. Adaptor (Universal or Europe type socket)	GPT-15004/12004/9904/9804
GHT-119	Remote Terminal Cable, Approx. 500mm	All GPT-Series, GCT-9040
GHT-205	High Voltage Test Probe, Approx. 1100mm	All GPT-Series
GLC-01	Alligator Clips	GLC-9000
GLC-02	Foil Probe	GLC-9000
GOM-80G1	GPB card for GOM-804 (factory install)	GOM-804
GPM-001	Test Fixture (Universal or Europe type socket)	GPM-8310, GPM-8213
GPM-82G1	GPB card for GPM-8213 (factory install)	GPM-8213
GPM-DA4	DA4 Interface (factory install)	GPM-8310
GPT-10KG1	GPB card for GPT-10000 series	GPT-10000 Series
GPT-10KL1	LAN card for GPT-10000 series	GPT-10000 Series
GPT-9KG1	GPB card for GPT-9900/9800 series and GCT-9040	GPT-9900A/9900/9800, GCT-9040
GRA-417	Rack Mount Kit, 19", 4U Size	GPT-9900A/9800/9600, GCT-9040
GRA-419-E	Rack Mount Kit (EIA), 19", 2U Size	PCS-10001
GRA-419-J	Rack Mount Kit (JIS), 19", 2U Size	PCS-10001
GRA-422	Rack Mount Kit, 19", 2U Size	GDM-906X Series, GDM-8261A/8255A/8351/834X Series, LCR-6000 Series, GBM-Series, GPM-8310/8213
GRA-433	Rack Mount Kit, 19", 4U Size	GPT-9904
GRA-438	Rack Mount Kit 19", 2U Size	GSB-01/02
GRA-440	Rack Mount Kit 19", 4U Size	GPT-10000
GSC-014	Soft Carrying Case for DMM Accessory	All GDM-Series
GTL-101	Test Lead, BNC (P/M) to Alligator, Approx. 1100mm	GVT-Series
GTL-103	Test Lead, Banana to Alligator, Approx. 1200mm	GAD-201G
GTL-105A	Test Lead, Banana to Alligator, Current 3A max. Approx. 1000mm	PCS-10001
GTL-108A	4 Wire (kelvin clip) Test Lead, Approx. 1100mm	GDM-8261A/8255A/8351
GTL-115	G.B. Test Lead, U type to Alligator, Approx. 1000mm	GPT-9904/9804
GTL-116B	G.B. Test Lead (Black only), U type to Alligator, Approx. 1500mm	GSB-02, GPT-9904/9804
GTL-116R	G.B. Test Lead (Red only), U type to Alligator, Approx. 1500mm	GSB-02, GPT-9904/9804
GTL-117	Test Lead, Banana to Probe, Approx. 1200mm	GDM-8245
GTL-132	LINK Cable, Approx. 250mm	GCT-9040
GTL-205A	Temperature Probe Adaptor with Thermocouple (K-type), Approx. 1000mm	GDM-906X Series, GDM-8261A/8255A/8351/834X Series
GTL-207A	Test Lead, Banana to Probe, Approx. 1000mm	GDM-8261A/8255A/8351/834X Series, GLC-9000, PCS-10001
GTL-209	Test Lead, Banana to Bare-wire, Approx. 1000mm	GPM-8310/8213
GTL-210	Test Lead, Banana to Banana, Approx. 1000mm	GPM-001
GTL-212	Test Lead, O-Type to Bare-wire, Approx. 1000mm	GPM-8310
GTL-213	Test Lead, O-Type to Banana, Approx. 1000mm	GPM-001
GTL-214	DA4 Cable, Approx. 1000mm	GPM-8310
GTL-215	G.B. Test Lead, U type to Alligator, Approx. 1000mm	GPT-15004/12004, GCT-9040
GTL-217	Test Lead, Banana to Probe, Approx. 1400mm	GDM-906X Series
GTL-232	RS-232C Cable, 9-pin F-F type, null modem for computer, Approx. 2000mm	GDM-8261A/8255A/8351, GPT-10000/9900A/9900/9800, GLC-9000, GOM-805/804, GBM-Series, GPM-8310/8213
GTL-234	RS-232C Cable, 9-pin F-F type, null modem for computer, Approx. 2000mm	GDM-906X Series, LCR-8200
GTL-235	Communication Cable, Approx. 700mm	GSB-01/02
GTL-236	RS-232C Cable, 9-pin-F-M type, Approx. 2000mm	GPT-9500 Series
GTL-240	USB Cable, USB 2.0 A-B type (L shape), Approx. 1200mm	GLC-9000, PCS-10001
GTL-246	USB Cable, USB 2.0 A-B type, Approx. 1200mm	GDM-906X Series, GDM-8351/8342/8341, LCR-8200/6000 Series, GPT-10000/9500 Series, GLC-9000, GOM-805/804, GBM-Series, GPM-8310/8213
GTL-247	USB Cable, USB 1.1 A-A type, Approx. 1800mm	GDM-8261A/8255A, GPT-9900A/9900/9800, GCT-9040
GTL-248	GPB Cable, Approx. 2000mm	GDM-906X Series, GDM-8261A/8342, LCR-8200, GPT-10000/9900A/9900/9800, GLC-9000, GOM-805/804, GPM-8310/8213
GTL-308	4 Wire (kelvin clip) + Shield Test Lead, Approx. 1500mm	GDM-906X Series, GOM-805/804
GTL-309	4 Wire (kelvin clip) + Shield Test Lead, Approx. 3000mm	GDM-906X Series, GOM-805/804
LCR-05	Test Fixture for Axial & Radial Leaded Components	LCR-8200/6000
LCR-05A	30MHz Test Fixture for Axial & Radial Leaded Components (including STD-LOAD kit)	LCR-8200
LCR-06B	Test Lead with Kelvin clip (4 wire type), Approx. 750mm	LCR-8200/6000
LCR-07	Test Lead with Alligator clip (2 wire type), Approx. 750mm	LCR-8200/6000
LCR-08	Test Fixture (Tweezers) for SMD/Chip Components, Approx. 750mm	LCR-8200/6000
LCR-10A	30MHz Test Fixture for Bottom Electrode Components (including STD-LOAD kit)	LCR-8200
LCR-12	Test Lead with Kelvin clip (4 wire type), Approx. 600mm	LCR-8200
LCR-15	Test Fixture for SMD/Chip components	LCR-8200/6000
LCR-15A	30MHz Test Fixture for SMD/Chip components (including STD-LOAD kit)	LCR-8200
LCR-16	DC Bias Voltage Box (+/- 45V)	LCR-6000
LCR-17	DC Bias Current Box (+/- 2.5A)	LCR-6000
LCR-DB1	External DC Bias Voltage Box (+/- 200V)	LCR-8200
PCS-001	Basic Accessory Kit	PCS-10001
PT-100	Temperature Probe, Approx. 1500mm	GOM-805/804

ACCESSORIES

<p>GBM-01</p> 	<p>GBM-02</p> 	<p>GBM-03</p> 
<p>GBM-S1</p> 	<p>GDM-01</p> 	<p>GDM-SC1A</p> 
<p>GDM-TL01</p> 	<p>GHT-108</p> 	<p>GHT-109</p> 
<p>GHT-113</p> 	<p>GHT-114</p> 	<p>GHT-115</p> 
<p>GHT-116B</p> 	<p>GHT-116R</p> 	<p>GHT-117 / GHT-117 (EU)</p> 
<p>GHT-118</p> 	<p>GHT-118 (EU)</p> 	<p>GHT-119</p> 
<p>GHT-205</p> 	<p>GLC-01</p> 	<p>GLC-02</p> 












ACCESSORIES

<p>GPM-001</p> 	<p>GPM-001 (EU)</p> 	<p>GSC-014</p> 
<p>GTL-101</p> 	<p>GTL-103</p> 	<p>GTL-105A</p> 
<p>GTL-108A</p> 	<p>GTL-115</p> 	<p>GTL-116B</p> 
<p>GTL-116R</p> 	<p>GTL-117</p> 	<p>GTL-132</p> 
<p>GTL-205A</p> 	<p>GTL-207A</p> 	<p>GTL-209</p> 
<p>GTL-210</p> 	<p>GTL-212</p> 	<p>GTL-213</p> 
<p>GTL-214</p> 	<p>GTL-215</p> 	<p>GTL-217</p> 

ACCESSORIES

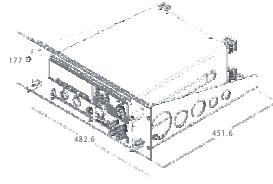
<p>GTL-308</p> 	<p>GTL-309</p> 	<p>GTL-232</p> 
<p>GTL-234</p> 	<p>GTL-235</p> 	<p>GTL-236</p> 
<p>GTL-240</p> 	<p>GTL-246</p> 	<p>GTL-247</p> 
<p>GTL-248</p> 	<p>GTL-250</p> 	<p>GTL-253</p> 
<p>LCR-DB1</p> 	<p>PT-100</p> 	<p>GDM-82G1</p> 
<p>GDM-82L1</p> 	<p>GDM-90G1</p> 	<p>GPT-9KG1</p> 
<p>GPT-10KG1</p> 	<p>GPT-10KL1</p> 	

ACCESSORIES

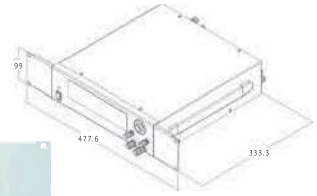
FIXTURE MODEL	DESCRIPTION	CONNECTION	DUT PACKAGE	APPLICATION
LCR-05 	Test fixture for measuring axial and radial lead components Frequency: DC to 1MHz Max. Voltage: +/- 35V	4 Wire	Axial & radial lead components	Suitable for axial & radial lead type L, C, R
LCR-05A 	Test Fixture for axial & radial leaded components Frequency: DC to 30MHz Max. Voltage: +/- 45V (Including SHORT Bar and STD LOAD)	4 Wire	Axial & radial lead components	Suitable for axial & radial lead type L, C, R
LCR-06B 	Kelvin clip test lead Frequency: DC to 1MHz Max. Voltage: +/- 45V	4 Wire (Kelvin clip)	Odd-shaped components	Suitable for low R or high C
LCR-07 	Test leads for conventional component measurement. Frequency: DC to 1MHz Max. Voltage: +/- 35V	2 Wire (Alligator clip)	Conventional component for in-circuit, board-mounted components	Suitable for low C or high R
LCR-08 	SMD/chip tweezers Frequency: DC to 1MHz Max. Voltage: +/- 35V	4 Wire (SMD/chip tweezers)	SMD components	Suitable for SMD type L, C, R
LCR-10A 	Test Fixture for bottom electrode components Frequency: DC to 30MHz Max. Voltage: +/- 45V	4 Wire (SMD/chip tweezers)	SMD/chip components	Range:0402 to 2512 (Including SHORT Bar and STD LOAD)
LCR-12 	Kelvin clip test lead Frequency : DC to 10MHz Max. Voltage : +/- 35V Approx. 0.6m	Kelvin clip test lead		
LCR-15 	SMD/chip test fixture Frequency: DC to 10MHz Max. Voltage: +/- 45V	4 Wire (SMD/chip test fixture)	SMD/chip components	Suitable for SMD Range:0201 to 1812
LCR-15A 	Test Fixture for SMD/Chip components Frequency: DC – 30MHz Max. Voltage: +/- 45V	4 Wire (SMD/chip test fixture)	SMD/chip components	Range: 0201 to 1812 (Including STD LOAD)
LCR-16 	External DC Bias voltage box Frequency: 40Hz to 1MHz Max. Voltage: +/- 45V			
LCR-17 	External DC Bias Current Box Frequency: 40Hz to 1MHz Max. Current: +/- 2.5A			

ACCESSORIES

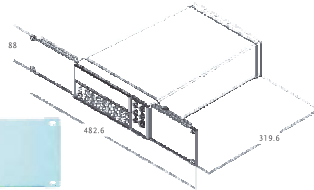
GRA-417 Rack Mount Kit



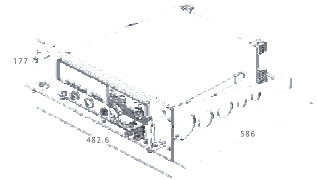
GRA-438 Rack Mount Kit



GRA-422 Rack Mount Kit

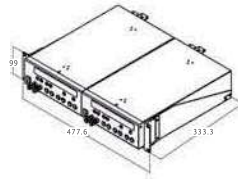


GRA-433 Rack Mount Kit



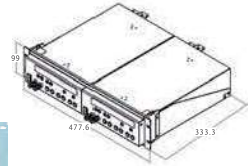
GRA-419 EIA Rack Mount Kit

For : PCS-1000I



GRA-419 JIS Rack Mount Kit

For : PCS-1000I



GRA-440 Rack Mount Kit

