

300/500/1000kHz CURRENT PROBE



GCP-300/500/1000

FEATURES

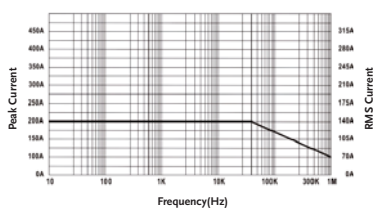
- Bandwidth :
DC ~ 300kHz (GCP-300)
DC ~ 500kHz (GCP-500)
DC ~ 1MHz (GCP-1000)
- Max. Measure Range :
GCP-300 : 200A(10mV/A) and 20A(100mV/A)
GCP-500 : 150A(20mV/A) and 15A(200mV/A)
GCP-1000 : 70A(50mV/A) and 7A(500mV/A)
- Overload Indicator

The GCP-300, GCP-500 and GCP-1000 are designed to measure AC and DC current. The test frequency range of GCP-300 is from DC to 300kHz; GCP-500 is from DC to 500kHz and GCP-1000 is from DC to 1MHz. For the current measure range of GCP-300 is from 50mA to 200A; GCP-500 is from 30mA to 150A and GCP-1000 is from 20mA to 70A. (Do not clamp the probe onto circuits with voltages greater than 600 VAC)

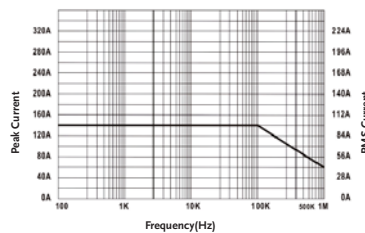
The current probe is equipped with an AC power converter and designed to give priority to the external power supply. If there is no 9V alkaline battery or the power is insufficient, the AC power converter can be used to provide power so that the measurement will not be affected.

Below illustrations are GCP-300, GCP-500 and GCP-1000 maximum test current versus frequency:

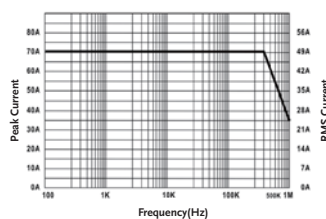
GCP-300



GCP-500



GCP-1000



APPLICATIONS

- Harmonic Current Measurement
- Inrush Current Measurement
- Current Ripple and Noise Measurement

The oscilloscope must be warmed up for at least 20 minutes and be in an environment with the temperature at 10°C ~ 30°C and the humidity at 0 ~ 80%.

SPECIFICATIONS			
	GCP-300	GCP-500	GCP-1000
Bandwidth	DC ~ 300kHz	DC ~ 500kHz	DC ~ 1MHz
Max. Cable Dimension	Φ11mm		Φ10.3mm
Max. Peak Current Value	DC : 200A ; AC : 140Arms	DC : 150A ; AC : 100Arms	DC : 70A ; AC : 50Arms
Output Voltage Rate	100mV/A ; 10mV/A	200mV/A ; 20mV/A	500 mV/A ; 50mV/A
DC Amplitude Accuracy	±3% ±50 mA at 100 mV/A (50 mA ~ 20A peak range) ±4% ±50 mA at 10 mV/A (500 mA ~ 80A peak range) ±15% max at 10 mV/A (80A peak ~ 200A peak range)	±3% ±30 mA at 200 mV/A (30 mA ~ 15 A peak range) ±4% ±300 mA at 20 mV/A (300 mA ~ 80 A peak range) ±15% max at 20 mV/A (80A peak ~ 150A peak range)	±3% ±20 mA at 500 mV/A (20 mA ~ 7A peak range) ±4% ±200 mA at 50 mV/A (200 mA ~ 50 A peak range) ±15% max at 50 mV/A (50A peak ~ 70A peak range)
Dimension	280 mm x 70mm x 32 mm		
Weight	260 g (9.5 oz) (without battery)		
Max. Rated Voltage	CATIII 300V/CATII 600V	CATIII 600V	CATIII 600V
Power Source	AC/DC adapter or a square 9V battery		

Specifications subject to change without notice.

ORDERING INFORMATION	
GCP-300	300kHz/200A AC/DC Current Probe
GCP-500	500kHz/150A AC/DC Current Probe
GCP-1000	1MHz/70A AC/DC Current Probe

Global Headquarters

GOOD WILL INSTRUMENT CO., LTD.
 No.7-1, Jhongsing Road, Tucheng Dist., New Taipei City 236, Taiwan
 T +886-2-2268-0389 F +886-2-2268-0639
 E-mail: marketing@goodwill.com.tw

China Subsidiary

GOOD WILL INSTRUMENT (SUZHOU) CO., LTD.
 No. 521, Zhujiang Road, Snd, Suzhou Jiangsu 215011 China
 T +86-512-6661-7177 F +86-512-6661-7277

Malaysia Subsidiary

GOOD WILL INSTRUMENT (SEA) SDN. BHD.
 No. 1-3-18, Elit Avenue, Jalan Mayang Pasir 3,
 11950 Bayan Baru, Penang, Malaysia
 T +604-6111122 F +604-6115225

Europe Subsidiary

GOOD WILL INSTRUMENT EURO B.V.
 De Run 5427A, 5504DG Veldhoven, THE NETHERLANDS
 T +31(0)40-2557790 F +31(0)40-2541194

U.S.A. Subsidiary

INSTEK AMERICA CORP.
 5198 Brooks Street Montclair, CA 91763, U.S.A.
 T +1-909-399-3535 F +1-909-399-0819

Japan Subsidiary

TEXIO TECHNOLOGY CORPORATION.
 7F Towa Fudosan Shin Yokohama Bldg., 2-18-13 Shin
 Yokohama, Kohoku-ku, Yokohama, Kanagawa,
 222-0033 Japan
 T +81-45-620-2305 F +81-45-534-7181

Korea Subsidiary

GOOD WILL INSTRUMENT KOREA CO., LTD.
 Room No.503, Gyeonginro 775 (Mullae-Dong 3Ga,
 Ace Hightech-City B/D 1Dong), Yeongduengpo-Gu,
 Seoul 150093, Korea.
 T +82-2-3439-2205 F +82-2-3439-2207

India Subsidiary

GW INSTEK INDIA LLP.
 No.2707/B&C, 1st Floor UNNATHI Building,
 E-Block, Sahakara Nagar, Bengaluru-560 092. India
 T +91-80-6811-0600 F +91-80-6811-0626

GW INSTEK
 Simply Reliable



Website

Facebook

LinkedIn