

GPM-8213

Digital Power Meter

1 Year **WARRANTY**

FEATURES

- 4" TFT LCD
- Basic Accuracy : $\pm(0.1\% \text{ of reading} + 0.1\% \text{ of range})$
- Two Data Display Modes
 - Standard Display : Displaying Two Major Measurement Items + Six Minor Measurement Items
 - Simple Display : Displaying Test Data of Four Different Measurement Items
- Met the Requirement of IEC 62301 Power Measurement
 - Voltage/Current Test Frequency Bandwidth : DC ~ 6kHz
 - Watt Resolution : 1mW
 - Current Resolution : 0.1 μ A
 - Current/Voltage Measurements Reach CF=3 for Distorted Wave and CF=6 for Half Range
 - W-h Power vs Time/A-h Current vs Time Integration Function
 - Total Harmonic Distortion Measurement
- Front Panel Test Terminal
- Standard Interfaces : RS-232C, USB Device, LAN
- Optional Test Fixture : GPM-001

GW INSTEK
Simply Reliable

GW Instek GPM-8213 power meter is designed specifically for single-phase (1P/2W) AC power supply's power measurements. Powerful features, including 4" TFT LCD, five-digit measurement display, 19 power measurement parameters, integral measurement function, high-accuracy voltage/current/power measurement capabilities, front/rear panel input terminals, and various communications ports, are to facilitate users with clear, convenient, and accurate power measurements.

GPM-8213 provides as many as 19 power measurement parameters, including voltage ($V_{rms}/V_{pk}/V_{-pk}$), current ($I_{rms}/I_{pk}/I_{-pk}$), frequency (VHz/IHz), power ($P/P_{pk}/P_{-pk}$), crest factor (CFV/CFI), apparent power (VA), reactive power (VAR), power factor (PF), phase angle (DEG), total harmonic distortion (THDV/THDI), high-accuracy voltage/current/power measurement capabilities (reading: $\pm 0.1\%$; level: $\pm 0.1\%$). The advantages of TFT LCD have been efficiently deployed to simple mode and standard mode. Simple mode displays conventional power meter's four measurement parameters to meet the requirement of accuracy and clarity for the test on manufacturing process. Standard mode extends the display to the maximum of 8 measurement parameters (2 major measurements + 6 monitor measurements) to satisfy the various measurement application requirements of R&D, design, and quality verification.

For DUT requiring IEC 62301/EN 50564 standby power consumption test, GPM-8213 provides the optimal measurement supports, including test frequency bandwidth of DC~6kHz, the minimum current level of 5mA (resolution: 0.1uA), power measurement resolutions (1uW for minimum current and voltage levels; 1mW for maximum current and voltage levels), crest factor reaching 3 (half range reaching 6), and measurement of total harmonic distortion (at least 13th order power harmonic). For large voltage/large current measurement applications of general power measurement, GPM-8213 provides PT/CT rate function to collocate with external potential transformer or current transformer to meet the measurement requirements.

With respect to data retrieval and storage, the standard RS-232C/USB interfaces (virtual COM)/LAN can be utilized to edit and retrieve programs or the optional GPIB interface (installed by manufacturer) can be selected to meet users' automatic test system requirements.

PANEL INTRODUCTION



A. TWO DISPLAY MODES



Standard Mode (Setting & 8 Measurements)

GPM-8213 provides two display modes so as to maximize users' measurement effectiveness. Standard mode: simultaneously displays 8 measurement parameters (2 major measurements + 6 secondary



Simple Mode (4 Measurements)

measurements) and related measurement setting parameters; ideal for R&D, design, and engineering verification. Simple mode : displays four measurement parameters; ideal for production tests.

B. VARIETY OF MEASUREMENT PARAMETERS

MEASUREMENT ITEMS	Symbols
Voltage	Vrms, V+pk, V-pk, Vdc*
Current	Irms, I+pk, I-pk, Idc*
Power	P, P+pk, P-pk, VA, VAR
Power Factor	PF
Crest Factor	CFV, CFI
Phase Angle	DEG
Frequency	VHz, IHz
Total Harmonic Distortion	THDV, THDI
INTEGRATION	WP, WP+, WP-, q, q+, q-

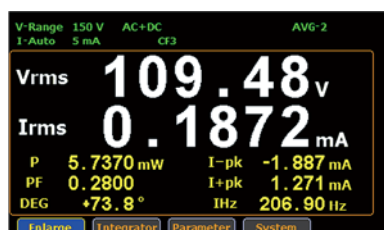
Note : " * " Vdc/Idc is selectable only when measurement mode DC is selected



Comparing with products of the same category, GPM-8213 provides more diverse measurement items and functions, including voltage, current, frequency, active power, apparent power, reactive power, power factor, crest factor, and total harmonic distortion

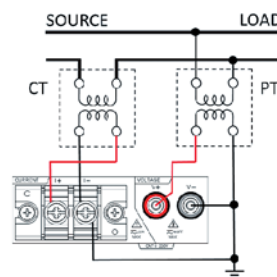
measurement. GPM-8213 also features the integral measurement function for DUT's power or current time. Users can set a time period to execute the transient power integration and divide the result by time to receive DUT's average power.

C. OPTIAML MEASUREMENT CAPABILITIES



Low Current Range & High Resolution


For IEC 62301/EN 50564 standby power consumption test requirement, GPM-8213 can fully meet the demand by its features, including measurement frequency bandwidth of DC~6kHz, minimum current level of 5mA (resolution: 0.1uA), power measurement resolutions (1uW for minimum current and voltage levels; 1mW for maximum current and voltage levels). Beyond that, time resolution for integral measurement is one second.



PT/CT Connection

With respect to large power measurement, users can utilize terminal on the rear panel to conduct 600V/20A measurement. Users can also use external potential transformer/current transformer for measurement and collocate with PT/CT to set multiplying factor (1~9999) to change readings to the original input voltage or current values without the trouble of additional calculation.

D. VARIOUS STANDARD INTERFACES



The various practical interfaces, RS-232/USB device/LAN, are equipped as standard making control convenient and flexible for

remote control and measurement result collection. Also, GPIB is available as optional.

SPECIFICATIONS

MEASUREMENT CHARACTERISTICS

INPUT

ITEM RATING VOLTAGE	Range	600 Vrms
RATING CURRENT	20 Arms	2.4 MΩ
IMPEDANCE(50/60Hz)	Current	5mA~200mA; 500 mΩ
MAXIMUM VOLTAGE	Current	0.5A~20A; 5 mΩ
MAXIMUM CURRENT		700 Vrms
MAXIMUM COMMON MODE VOLTAGE		25 Arms
LOW PASS FILTER	Cutoff frequency	300 V
		500 Hz

PARAMETERS

ITEM MEASUREMENT	Voltage Current Power Crest Factor Power Factor Frequency Angle Total Harmonic Distortion Integration	Symbol Vdc, Vrms, V+pk, V-pk Idc, Irms, I+pk, I-pk P, P+pk, P-pk, VA, Var CFV, CFI PF VHz, IHz Deg THDV, THDI Time, WP, WP+, WP-, q, q+, q- 5 digits DC, 45Hz~6kHz 1, 2, 4, 8, 16, 32, 64 1 ~ 9999.999 1 ~ 9999.999 8 measurement Item 4 measurement Item
DISPLAY DIGITS		
FREQUENCY BANDWIDTH		
AVERAGE		
PT RATE		
CT RATE		
DISPLAY MODE	Standard Simple	

VOLTAGE

ITEM RANGE	CF=3 CF=6	Range 15V, 30V, 60V, 150V, 300V, 600V 7.5V, 15V, 30V, 75V, 150V, 300V 3 or 6 (selectable) 1% ~ 105% of range ±(0.2% of reading+0.2% of range) ±(0.1% of reading+0.1% of range) ±(0.1% of reading+0.2% of range) ±3% of reading Add 0.3% of reading@45Hz ~ 66Hz Filter(ON) Add ±0.03% of reading/°C 5-18°C / 28-40°C
CREST FACTOR ACCURACY	Effective Range DC 45Hz ≤ f ≤ 66Hz 66Hz < f ≤ 1kHz 1kHz < f ≤ 6kHz Filter(ON)	
TEMPERATURE EFFECT		
RESIDUAL NOISE		

CURRENT

ITEM MEASUREMENT	CF=3 CF=6	Range 5mA, 10mA, 20mA, 50mA, 100mA, 200mA, 500mA, 1A, 2A, 5A, 10A, 20A 2.5mA, 5mA, 10mA, 25mA, 50mA, 100mA, 250mA, 0.5A, 1A, 2.5A, 5A, 10A 3 or 6 (selectable) 1% ~ 105% of range ±(0.2% of reading+0.2% of range) ±(0.1% of reading+0.1% of range) ±(0.1% of reading+0.2% of range) ±3% of reading Add 0.3% of reading@45Hz ~ 66Hz Filter(ON) Add ±0.03% of reading/°C 5-18°C/28-40°C
CREST FACTOR ACCURACY	Effective Range DC 45Hz ≤ f ≤ 66Hz 66Hz < f ≤ 1kHz 1kHz < f ≤ 6kHz Filter(ON)	
TEMPERATURE EFFECT		
RESIDUAL NOISE		

POWER

ITEM MEASUREMENT	Filter(ON) Filter(OFF)	Range 30.000 Hz~9.9999 kHz 30.000 Hz~499.99 Hz Voltage, Current 10%~105% of voltage input ±0.06% of reading
PARAMETER EFFECTIVE RANGE		
ACCURACY		

FREQUENCY

ITEM MEASUREMENT	Filter(ON) Filter(OFF)	Range 30.000 Hz~9.9999 kHz 30.000 Hz~499.99 Hz Voltage, Current 10%~105% of voltage input ±0.06% of reading
PARAMETER EFFECTIVE RANGE		
ACCURACY		

INTEGRATION

ITEM INTERGRATION TIME	Accuracy Range Accuracy	Range ±(voltage or current accuracy+0.1% of reading) 0 hour 00 min ~ 9999 hour 59 min ±0.01%±1second
------------------------	-------------------------------	---

GENERAL INFORMATION

DISPLAY	4" TFT LCD
STANDARD INTERFACE	RS-232C, USB device, LAN
POWER SOURCE	AC 100~240 V, 50-60Hz
POWER CONSUMPTION	Max. 25VA
DIMENSION & WEIGHT	270(W) x 110(H) x 350(D) mm, Aapprox. 2.9kg

Specifications subject to change without notice. PM-8213CD1BH

ORDERING INFORMATION

GPM-8213 with GPIB	Digital Power Meter (RS-232C/USB device/LAN/Opt.01 GPIB)
GPM-8213	Digital Power Meter (RS-232C/USB device/LAN)

ACCESSORIES


Safety Sheet x 1, Power Cord x 1, Test Lead GTL-209 x 1
CD x 1 (User manual/ USB driver)

OPTION


Opt.01 GPIB card (factory installed)

OPTION ACCESSORIES

GPM-001	Test Fixture
GTL-232	RS-232 Cable, 9-pin Female to 9-pin, null Modem for Computer
GTL-246	USB Cable, A-B type, approx. 1200mm
GTL-248	GPIB Cable, approx. 2000mm
GTL-251	GPIB-USB-HS+ (high Speed)
GRA-422	Rack Adapter Panel (19", 2U)



GPM-001 Test Fixture



GPM-001 Test Fixture(EU)

Global Headquarters

GOOD WILL INSTRUMENT CO., LTD.

No.7-1, Jhongsing Road, Tucheng Dist., New Taipei City 236, Taiwan
T +886-2-2268-0389 F +886-2-2268-0639
E-mail: marketing@goodwill.com.tw

China Subsidiary

GOOD WILL INSTRUMENT (SUZHOU) CO., LTD.

No. 521, Zhujiang Road, Snd, Suzhou Jiangsu 215011 China
T +86-512-6661-7177 F +86-512-6661-7277
E-mail: marketing@instek.com.cn

Malaysia Subsidiary

GOOD WILL INSTRUMENT (SEA) SDN. BHD.

No. 1-3-18, Elit Avenue, Jalan Mayang Pasir 3,
11950 Bayan Baru, Penang, Malaysia
T +604-6111122 F +604-6115225
E-mail: sales@goodwill.com.my

Europe Subsidiary

GOOD WILL INSTRUMENT EURO B.V.

De Run 5427A, 5504DG Veldhoven, THE NETHERLANDS
T +31 (0)40-2557790 F +31 (0)40-2541194

U.S.A. Subsidiary

INSTEK AMERICA CORP.

5198 Brooks Street Montclair, CA 91763, U.S.A.
T +1-909-399-3535 F +1-909-399-0819
E-mail: sales@instekamerica.com

Japan Subsidiary

TEXIO TECHNOLOGY CORPORATION.

7F Towa Fudosan Shin Yokohama Bldg., 2-18-13 Shin
Yokohama, Kohoku-ku, Yokohama, Kanagawa,
222-0033 Japan
T +81-45-620-2305 F +81-45-534-7181
E-mail: info@texio.co.jp

Korea Subsidiary

GOOD WILL INSTRUMENT KOREA CO., LTD.

Room No.503, Gyeonginro 775 (Mullae-Dong 3Ga,
Ace Hightech-City B/D 1Dong), Yeongduengpo-Gu,
Seoul 150093, Korea.
T +82-2-3439-2205 F +82-2-3439-2207
E-mail: gwinstek@gwinstek.co.kr

GW INSTEK

Simply Reliable



www.gwinstek.com



www.facebook.com/GWInstek