



# IDEAL ELECTRICAL

## 2021 FULL-LINE CATALOG

WIRE TERMINATION | TOOLS & SUPPLIES | TEST & MEASUREMENT | DATACOM



THE ELECTRICIAN'S  
**CHAMPION**™ **IDEAL**®

**From Cut to Test, IDEAL  
Electrical is the only brand  
that touches every part of  
the process.**







# WIRE TERMINATION

## INGENUITY & PERFORMANCE

From the introduction of our first twist-on wire connector in 1924, IDEAL has been the leading force in wire termination technology. Through ingenuity, proven performance and innovative engineering, IDEAL continues to lead the electrical industry with products that deliver more than the price paid.

### TWIST-ON WIRE CONNECTORS

Wire-Nut® Wire Connectors.....	A-5
Wing-Nut® Wire Connectors .....	A-6
Twister® Wire Connectors .....	A-7
Twister® Pro & ProFLEX™ Wire Connectors .....	A-7
WeatherProof & UnderGround Wire Connectors .....	A-8
Twister® Al/Cu Wire Connectors.....	A-9
B-CAP® Wire Connectors.....	A-10
B-TWIST™ Wire Connectors.....	A-10
WireTwist®/WingTwist® Wire Connectors.....	A-11

### PUSH-IN WIRE CONNECTORS

In-Sure® Push-In Wire Connectors .....	A-14
SpliceLine® In-Line Wire Connectors.....	A-14

### LUMINAIRE DISCONNECTS

PowerPlug® Luminaire Disconnects...	A-16
-------------------------------------	------

### GROUNDING PRODUCTS

Grounding Pigtails.....	A-18
Grounding Screws.....	A-19
Grounding Wire Connectors.....	A-19

### CRIMP CONNECTORS..... A-20, A-21

#### STREETLIGHT KITS

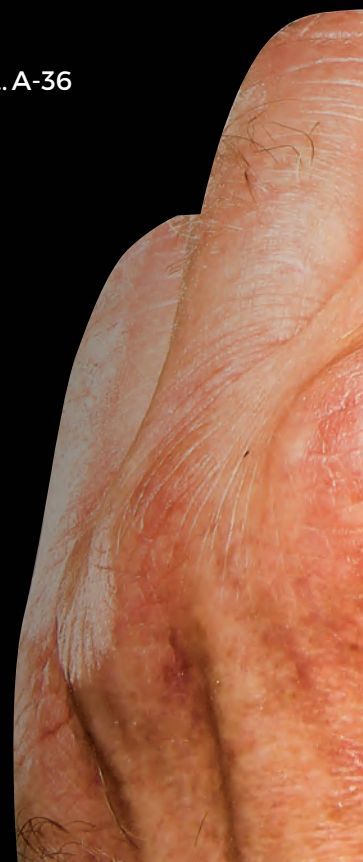
SLK® .....	A-23
BUCHANAN Streetlight Kits .....	A-27

#### CRIMP TERMINALS

Ring.....	A-30
Spade.....	A-30
Disconnects.....	A-31
Splices .....	A-32
Terminal Strips.....	A-33
Barrier Strips.....	A-35

#### TAP CONNECTORS

B-TAP® Insulation-Piercing Connectors .....	A-36
--	------





TWISTER® PROFLEX™  
WIRE CONNECTOR  
Page A-7




THE ELECTRICIAN'S  
**CHAMPION**™ 

# TWIST-ON WIRE CONNECTORS... A DESIGN FOR EVERY APPLICATION.

## Wire-Nut® Wire Connectors - The American Classic Since 1928

This American classic is the original connector that started it all. The Wire-Nut® Wire Connector has five color-coded models that cover a full range of applications from 22 to 6 AWG. The ribbed shell provides a positive grip and the fixed, square-wire spring provides a secure connection.



## Wing-Nut® Wire Connectors - High-Leverage Wing

For extra leverage and superior torque, the Wing-Nut® Wire Connector provides an easy, secure grip when connecting a wide range of wires. The specially designed contoured wings make for extra torque and quick work on any electrical job. Three models cover from 18 to 6 AWG and include, the **Red 452® Wing-Nut® with the widest range of any wing-styled connector in the industry.**



## Twister® Wire Connectors - Comfortable, Swept Wing

The industry's choice for comfort. With three models, the Twister® Wire Connector easily handles the most common wiring configurations for residential construction projects from 22 to 6 AWG. A patented, expanding square-wire spring helps to ensure a quick, secure connection.



## Twister® Pro Wire Connectors - Widest-Wire Range

The Twister Pro® and ProFLEX™ family combines the most comfortable wire connector from IDEAL Electrical with the widest wire range of any multi-colored connectors in the industry. These connectors are designed with a live-action spring and high-leverage wings that provide excellent grip and torque. The ProFLEX™ and ProFLEX™ Mini are also engineered with a flexible skirt for added protection, providing everyday performance professional electricians can trust.



## B-CAP® Wire Connectors - Low-Profile Fin

The B-CAP® Wire Connector gets you into those hard-to-reach spots comfortably, especially when you're retrofitting or updating. The contoured classic fin design provides a secure grip for extra torque, while the expanding interior spring accepts a wide range of wire sizes and combinations. Three models cover from 22 through 6 AWG.



## B-Twist™ Wire Connectors - Long, Swept Wing, Fast-Start Spring

The All-in-One connector that gets the job done. The B-Twist™ Wire Connector combines all the features of red and yellow wire connectors in one outstanding design. The rounded "dial-top" provides fast, fingertip starts that come to torque quickly and the low-profile design fits easily into electrical boxes. With a super-wide range, the B-Twist™ provides top performance at a great value.



## WeatherProof (Above Grade) / UnderGround (Below Grade) Wire Connectors

Twist-on connectors for underground and wet location installations. Six models cover a wide range of wire sizes from 22 through 6 AWG. The WeatherProof and UnderGround Wire Connector line features a 100% non-hardening silicone sealant to provide safe, moisture-free electrical connections. UL Listed and CSA Certified for damp/wet and direct burial applications.



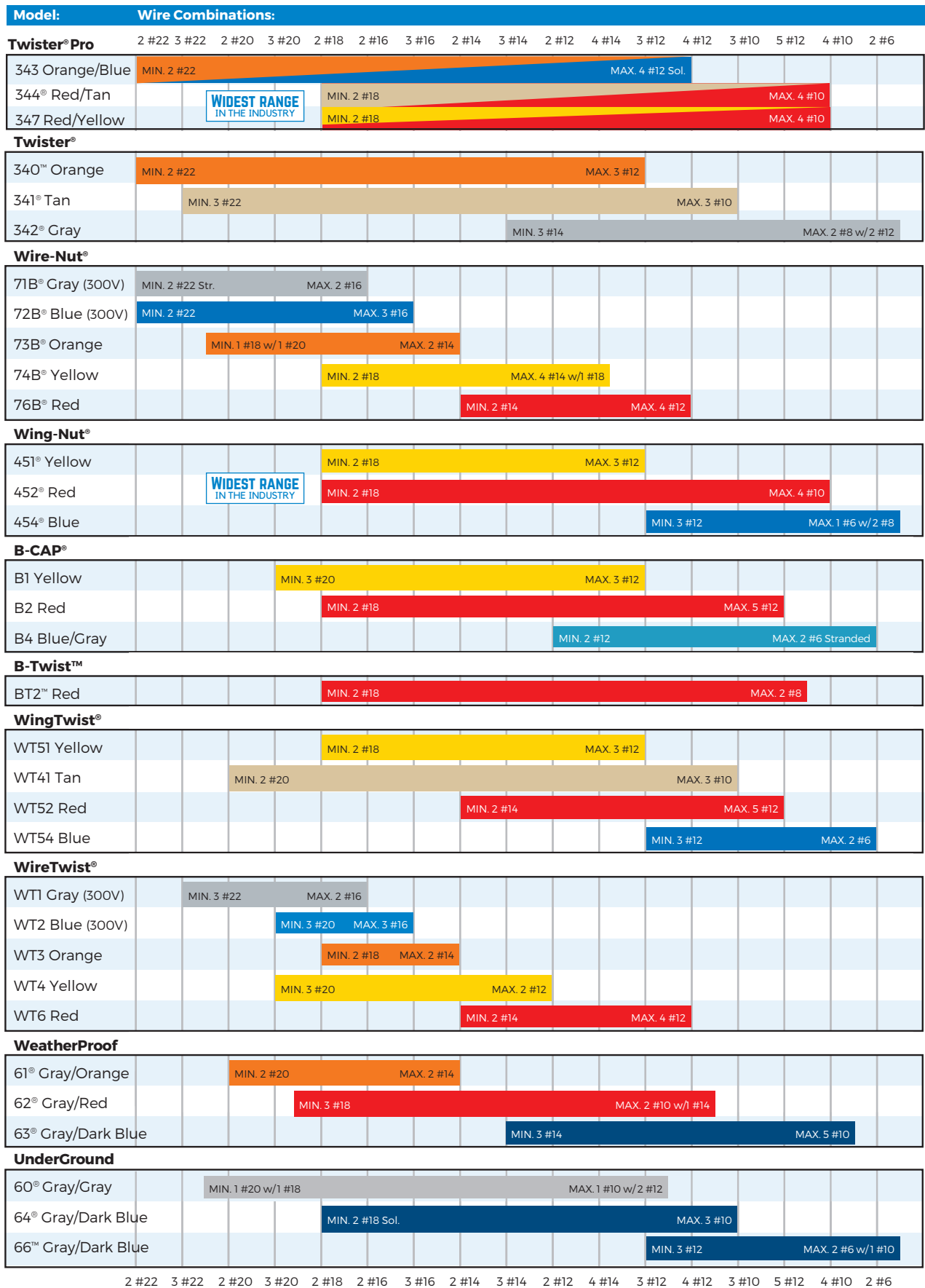
## Twister® Al/Cu Wire Connectors - Al/Cu Connections

The only twist-on connector for aluminum-to-copper connections. The specially formulated anti-oxidant compound prevents oxidation on aluminum conductors for improved conductivity and cooler connections. UL Listed and CSA Certified for aluminum-to-copper connections.





# WIRE RANGE CHART



2 #22 3 #22 2 #20 3 #20 2 #18 2 #16 3 #16 2 #14 3 #14 2 #12 4 #14 3 #12 4 #12 3 #10 5 #12 4 #10 2 #6

## Wire-Nut® Wire Connectors

### The American Classic Since 1928

- Fixed square spring for a secure hold
- Refined range to handle all common applications
- Positive grip shell that is perfect to twist-on with fingers
- Excellent for fine stranded wire applications
- UL Listed to 105°C (221°F)



Model	Color	Wire Combination Range	Wire Combination Range (mm)	Quantity	Part No.
71B®	Gray	300V 22 to 16 AWG Min. 2 #22 Str. – Max. 2 #16	300V ,34mm <sup>2</sup> to 1,5mm <sup>2</sup> Min. 2-.34mm <sup>2</sup> Max. 3-1,5mm <sup>2</sup>	Box of 100	<b>30-071</b>
				Carton of 1,000	<b>30-171</b>
				Barrel of 25,000	<b>30-271</b>
72B®	Blue	300V 22 to 14 AWG Min. 2 #22 – Max. 3 #16	300V ,34mm <sup>2</sup> to 2,5mm <sup>2</sup> Min. 2-.34mm <sup>2</sup> Max. 3-1,5mm <sup>2</sup>	Box of 100	<b>30-072</b>
				Carton of 1,000	<b>30-172</b>
				Barrel of 10,000	<b>30-272</b>
73B®	Orange	600V* 22 to 14 AWG Min. 1 #18 w/1 #20 Max. 2 #14	600V* ,34mm <sup>2</sup> to 2,5mm <sup>2</sup> Min. 1-.75mm <sup>2</sup> w/1-.50mm <sup>2</sup> Max. 4-1,5mm <sup>2</sup> w/1-.50mm <sup>2</sup>	Barrel of 85,000	<b>30-872</b>
				Box of 100	<b>30-073</b>
				Jar of 300	<b>30-073J</b>
74B®	Yellow	600V* 18 to 12 AWG Min. 2 #18 Max. 4 #14 w/1 #18	600V* ,75mm <sup>2</sup> to 4,0mm <sup>2</sup> Min. 2-.75mm <sup>2</sup> Max. 4-2,5mm <sup>2</sup> w/1-.75mm <sup>2</sup>	Carton of 1,000	<b>30-173</b>
				Bag of 500	<b>30-273</b>
				Barrel of 10,000	<b>30-673</b>
76B®	Red	600V* 18 to 6 AWG Min. 2 #14 Max. 4 #12	600V* ,75mm <sup>2</sup> to 16,0mm <sup>2</sup> Min. 2-2,5mm <sup>2</sup> Max. 2-4,0mm <sup>2</sup>	Barrel of 50,000	<b>30-873</b>
				Box of 100	<b>30-074</b>
				Jar of 175	<b>30-074J</b>
74B®	Yellow	600V* 18 to 12 AWG Min. 2 #18 Max. 4 #14 w/1 #18	600V* ,75mm <sup>2</sup> to 4,0mm <sup>2</sup> Min. 2-.75mm <sup>2</sup> Max. 4-2,5mm <sup>2</sup> w/1-.75mm <sup>2</sup>	Bag of 500	<b>30-274</b>
				Carton of 1,000	<b>30-174</b>
				Barrel of 5,000	<b>30-674</b>
76B®	Red	600V* 18 to 6 AWG Min. 2 #14 Max. 4 #12	600V* ,75mm <sup>2</sup> to 16,0mm <sup>2</sup> Min. 2-2,5mm <sup>2</sup> Max. 2-4,0mm <sup>2</sup>	Barrel of 35,000	<b>30-874</b>
				Box of 100	<b>30-076</b>
				Jar of 150	<b>30-076J</b>
76B®	Red	600V* 18 to 6 AWG Min. 2 #14 Max. 4 #12	600V* ,75mm <sup>2</sup> to 16,0mm <sup>2</sup> Min. 2-2,5mm <sup>2</sup> Max. 2-4,0mm <sup>2</sup>	Bag of 250	<b>30-276</b>
				Carton of 1,000	<b>30-176</b>
				Barrel of 15,000	<b>30-876</b>

\*1,000V maximum in fixtures and signs

## High-Temp Wire-Nut® Wire Connectors

All of the same features as the Wire-Nut® Wire Connector, plus:

- Black, thermoplastic shell designed to withstand extreme heat build-up found in high-wattage light fixtures and signs
- UL Listed to 150°C (302°F)



Model	Color	Wire Combination Range	Wire Combination Range (mm)	Quantity	Part No.
71B®	Black	300V 22 to 16 AWG Min. 2 #22 Str – Max. 2 #16	300V ,34mm <sup>2</sup> to 1,5mm <sup>2</sup> Min. 2-.34mm <sup>2</sup> – Max. 2-1,5mm <sup>2</sup>	Box of 100	<b>30-3627</b>
				Carton of 1,000	<b>30-151</b>
				Barrel of 25,000	<b>30-251</b>
72B®	Black	300V 22 to 14 AWG Min. 2 #22 – Max. 3 #16	300V ,34mm <sup>2</sup> to 2,5mm <sup>2</sup> Min. 2-.34mm <sup>2</sup> – Max. 3-1,5mm <sup>2</sup>	Box of 100	<b>30-3628</b>
				Carton of 1,000	<b>30-152</b>
				Barrel of 10,000	<b>30-252</b>
73B®	Black	600V* 22 to 14 AWG Min. 1 #18 w/1 #20 - Max. 2 #14	600V* ,34mm <sup>2</sup> to 2,5mm <sup>2</sup> Min. 1-.75mm <sup>2</sup> – Max. 4-1,5mm <sup>2</sup> w/1-.50mm <sup>2</sup>	Box of 100	<b>30-3629</b>
				Carton of 1,000	<b>30-153</b>
				Barrel of 10,000	<b>30-253</b>
59B™	Black	600V* 22 to 12 AWG Min. 2 #20 – Max. 3 #14	600V* ,34mm <sup>2</sup> to 4,0mm <sup>2</sup> Min. 2-.5mm <sup>2</sup> – Max. 3-2,5mm <sup>2</sup>	Barrel of 50,000	<b>30-803</b>
				Box of 100	<b>30-059</b>
				Carton of 1,000	<b>30-159</b>
59B™	Black	600V* 22 to 12 AWG Min. 2 #20 – Max. 3 #14	600V* ,34mm <sup>2</sup> to 4,0mm <sup>2</sup> Min. 2-.5mm <sup>2</sup> – Max. 3-2,5mm <sup>2</sup>	Barrel of 5,000	<b>30-259</b>

\*1,000V maximum in fixtures and signs



## Wing-Nut® Wire Connectors

### High-Leverage Wing

- Contoured wing profile provides extra leverage for superior torque
- Expanding, live-action spring expands to accommodate a wide range of wire sizes and combinations
- Co-polymer shell expands for smooth, progressive tightening providing dependable connections
- Removable for repeat usage on same size or larger combinations
- Tough, UL94V-2 flame retardant shell rated at 105°C (221°F)



Model	Color	Wire Combination Range	Wire Combination Range (mm)	Quantity	Part No.
451°	Yellow	600V* 18 to 10 AWG Min. 2 #18 - Max. 3 #12	600V* .75mm <sup>2</sup> to 6,0mm <sup>2</sup> Min. 2-.75mm <sup>2</sup> - Max. 3-4,0mm <sup>2</sup>	Box of 100	<b>30-451</b>
				Jar of 225	<b>30-451J</b>
				Carton of 1,000	<b>30-551</b>
				Jar of 500	<b>30-651J</b>
				Bag of 500	<b>30-651</b>
				Barrel of 35,000	<b>30-851</b>
452°	Red	600V* 18 to 8 AWG <b>Min. 2 #18 - Max. 4 #10</b> <b>(Widest range in the Industry!)</b>	600V* .75mm <sup>2</sup> to 10,0mm <sup>2</sup> Min. 2-.75mm <sup>2</sup> - Max. 4-6,0mm <sup>2</sup>	Box of 100	<b>30-452</b>
				Jar of 300	<b>30-452J</b>
				Carton of 1,000	<b>30-552</b>
				Jar of 500	<b>30-652J</b>
				Bag of 500	<b>30-652</b>
				Barrel of 25,000	<b>30-852</b>
454°	Blue	600V* 14 to 6 AWG Min. 3 #12 - Max. 1 #6 w/2 #8	600V* 2,5mm <sup>2</sup> to 16,0mm <sup>2</sup> Min. 3-4,0mm <sup>2</sup> - Max. 2-16,0mm <sup>2</sup> w/1-4,0mm <sup>2</sup>	Box of 25	<b>30-454</b>
				Carton of 250	<b>30-554</b>
				Bag of 100	<b>30-654</b>

\*1,000V maximum in fixtures and signs

## Greenie® Grounding Wire Connectors

- Designed for making ground connections and bonding non-metallic sheathed cable
- Contoured wings for superior leverage
- Live-action, square-wire spring provides quality grounding connections
- Tough, UL 94V-2 flame-retardant shell rated at 105°C (221°F)
- UL 486C & UL 467 Listed



Model	Color	Wire Combination Range	Wire Combination Range (mm)	Quantity	Part No.
92°	Green	14 to 10 AWG Min. 2 #14 - Max. 4 #12	2,5mm <sup>2</sup> to 6,0mm <sup>2</sup> Min. 2-2,5mm <sup>2</sup> Max. 2-4,0mm <sup>2</sup> w/1-2,5mm <sup>2</sup>	Box of 100	<b>30-092</b>
				Jar of 150	<b>30-092J</b>
				Bag of 500	<b>30-292</b>
				Carton of 1,000	<b>30-192</b>
				Barrel of 25,000	<b>30-992</b>

**Greenie® Grounding Connector fully meets the intent of the NEC and specifically aids in compliance with the following:**

#### ARTICLE 250: GROUNDING

250-146 Connecting Receptacle Grounding Terminal to Box

250-148 Continuity and Attachment of Equipment Grounding Conductors to Boxes

- (B) Grounding continuity
- (D) Nonmetallic boxes

**See Page A-17 for more IDEAL Grounding Products.**

## Twister® Wire Connectors - Preferred Choice for Residential Jobs

### Comfortable Swept Wing

- Swept wings for more comfort, extra leverage, and less effort on large combinations
- Expanding, live-action spring supports a wide range of common wiring configurations
- Polypropylene shell expands for smooth, progressive tightening providing dependable connections
- Hexagonal shape accommodates standard nut driver for easy installation
- Quick take-up on even the toughest combinations, including solid-to-stranded
- UL Listed to 105°C (221°F)



Cu/Cu Only



Model	Color	Wire Combination Range	Wire Combination Range (mm)	Quantity	Part No.
340™	Orange	600V* 22 to 10 AWG Min. 2 #22 - Max. 3 #12	600V* .34mm <sup>2</sup> to 4,0mm <sup>2</sup> Min. 2-.34mm <sup>2</sup> - Max. 3-4,0mm <sup>2</sup>	Box of 100	<b>30-340</b>
				Jar of 500	<b>30-640J</b>
				Barrel of 35,000	<b>30-840</b>
341°	Tan	600V* 22 to 8 AWG Min. 3 #22 - Max. 3 #10	600V* .34mm <sup>2</sup> to 10,0mm <sup>2</sup> Min. 3-.34mm <sup>2</sup> - Max. 3-6,0mm <sup>2</sup>	Box of 100	<b>30-341</b>
				Jar of 750	<b>30-341J</b>
				Carton of 1,000	<b>30-541</b>
				Bag of 500	<b>30-641</b>
				Jar of 500	<b>30-641J</b>
				Barrel of 25,000	<b>30-841</b>
342°	Gray	600V* 18 to 6 AWG Min. 3 #14 - Max. 2 #8 w/2 #12	600V* .75mm <sup>2</sup> to 10,0mm <sup>2</sup> Min. 3-2,5mm <sup>2</sup> - Max. 2-10,0mm <sup>2</sup> w/2-4,0mm <sup>2</sup>	Box of 50	<b>30-342</b>
				Bag of 250	<b>30-642</b>
				Barrel of 15,000	<b>30-842</b>

\*1,000V maximum in fixtures and signs

## Twister® Pro Wire Connectors

### Widest Wire Range

- Widest Wire Range of any multi-colored wire connectors in the industry
- Models 343 & 347 flexible skirt provides improved protection and adapts to tightly fit electrical boxes with limited space
- Swept wing design with SureGrip™ overmold offers greater comfort, leverage, and torque for faster connections
- Expanding square-wire spring and polypropylene shell deliver a secure connection every time
- Tough, UL 94V-2 flame-retardant shell



Cu/Cu Only



Model	Color	Wire Combination Range	Wire Combination Range (mm)	Quantity	Part No.
343	Orange/Blue	600V* 22 to 12 AWG Min. 2 #22 - Max. 4 #12 Sol. <b>WIDEST RANGE in the Industry of any other Orange/Blue connector.</b>	600V* .34mm <sup>2</sup> to 4,0mm <sup>2</sup> Min. 2 - .34mm <sup>2</sup> Max. 4 - 4,0mm <sup>2</sup>	Box of 100	<b>30-343</b>
				Jar of 500	<b>30-643J</b>
				Barrel of 35,000	<b>30-843</b>
344°	Red/Tan	600V* 22 to 8 AWG Min. 2 #18 - Max. 4 #10 <b>WIDEST RANGE in the Industry!</b>	600V* .34mm <sup>2</sup> to 10,0mm <sup>2</sup> Min. 2 - .75mm <sup>2</sup> Max. 4,0 - 6,0mm <sup>2</sup>	Box of 50	<b>30-144</b>
				Jar of 250	<b>30-244J</b>
				Jar of 500	<b>30-644J</b>
				Barrel of 20,000	<b>30-944</b>
347	Red/Yellow	1000V 22 to 8 AWG Min. 2 #18 - Max. 4 #10 <b>WIDEST RANGE in the industry!</b>	1000V .34mm <sup>2</sup> to 10,0mm <sup>2</sup> Min. 2 .75mm <sup>2</sup> Max. 4,0 - 6,0mm <sup>2</sup>	Box of 50	<b>30-1047</b>
				Bag of 250	<b>30-347</b>
				Jar of 500	<b>30-1347J</b>
				Barrel of 15,000	<b>30-747</b>

\*1,000V maximum in fixtures and signs



## WeatherProof Wire Connectors

Above Grade (Ground) Use



- 100% Silicone-based sealant protects against moisture and corrosion
- UL Listed to 486G Sealed Twist-On Wire Connector for use in damp/wet locations or above-grade applications
- Easy to apply, pre-filled twist-on wire connectors
- Swept-wing design is built for comfort and efficiency
- Eliminates the need for heat-shrink or excessive taping
- Tough, UL 94V-2 flame-retardant shell rated at 105°C (221°F)



## UnderGround Wire Connectors

Below Grade (Ground) Use



- 100% Silicone-based sealant protects against moisture and corrosion
- UL Listed to 486G Sealed Twist-On Wire Connector for use in damp/wet locations or direct burial/below-grade applications
- Easy to apply, pre-filled twist-on wire connectors
- Expanding, live-action square-wire spring for fast, secure and long-lasting connections
- Deep skirt provides superior moisture resistance to protect connections
- Tough, UL 94V-2 flame-retardant shell rated at 105°C (221°F)
- Tested to meet UL 486D section 9.5, Direct Burial sequence.



WeatherProof Wire Connectors					
Model	Color	Wire Combination Range	Wire Combination Range (mm)	Quantity	Part No.
61°	Gray/Orange	600V* 22 to 14 AWG Min. 2 #20 - Max. 2 #14	600V* .34mm <sup>2</sup> to 4.0mm <sup>2</sup> Min. 2-.5mm <sup>2</sup> - Max. 2-2.5mm <sup>2</sup>	Card of 25	<b>30-1161</b>
				Jar of 150	<b>30-1261J</b>
				Carton of 1,000	<b>30-1361</b>
62°	Gray/Red	600V* 18 to 8 AWG Min. 3 #18 - Max. 2 #10 w/1 #14	600V* .75mm <sup>2</sup> to 10.0mm <sup>2</sup> Min. 2-1.5mm <sup>2</sup> Sol. - Max. 2-6.0mm <sup>2</sup>	Card of 20	<b>30-1162</b>
				Jar of 100	<b>30-1262J</b>
				Carton of 1,000	<b>30-1362</b>
63°	Gray/Dk. Blue	600V* 16 to 6 AWG Min. 3 #14 - Max. 5 #10	600V* 1.5mm <sup>2</sup> to 16.0mm <sup>2</sup> Min. 3-2.5mm <sup>2</sup> Sol. - Max. 5-6.0mm <sup>2</sup>	Card of 15	<b>30-1163</b>
				Jar of 50	<b>30-1263J</b>
				Carton of 1,000	<b>30-1363</b>
UnderGround Wire Connectors					
Model	Color	Wire Combination Range	Wire Combination Range (mm)	Quantity	Part No.
60°	Gray/Gray	600V* 20 to 10 AWG Min. 1 #20 w/1 #18 Max. 1 #10 w/2 #12	600V* .5mm <sup>2</sup> to 6.0mm <sup>2</sup> Min. 1-.5mm <sup>2</sup> w/1.75mm <sup>2</sup> Max. 1-6.0mm <sup>2</sup> w/2-4.0mm <sup>2</sup>	Card of 25	<b>30-1160</b>
				Box of 100	<b>30-1260</b>
64°	Gray/Dk. Blue	600V* 18 to 8 AWG Min. 2 #18 Sol. - Max. 3 #10	600V* .75mm <sup>2</sup> to 10.0mm <sup>2</sup> Min. 2-.75mm <sup>2</sup> Sol. - Max. 3-6.0mm <sup>2</sup>	Box of 50	<b>30-1264</b>
66™	Gray/Dk. Blue	600V* 14 to 6 AWG Min. 3 #12 - Max. 2 #6 w/1 #10	600V* 2.5mm <sup>2</sup> to 16.0mm <sup>2</sup> Min. 3-4.0mm <sup>2</sup> Sol. - Max. 2-16.0mm <sup>2</sup> w/1-6.0mm <sup>2</sup>	Box of 50	<b>30-1066</b>

\*1,000V maximum in fixtures and signs

## WeatherProof & UnderGround Wire Connector Combo Packs



Combination Packages			
Model	Color	Quantity	Part No.
61°/62°	Gray/Orange · Gray/Red WeatherProof Wire Connectors	Card of 10 (5 ea.)	<b>30-6162</b>
60°/64°	Gray/Gray · Gray/Dk. Blue UnderGround Wire Connectors	Card of 10 (5 ea.)	<b>30-6064</b>


\*1,000V maximum in fixtures and signs

**WARNING: One time use only. Do not reuse connector.**

## Twister® Al/Cu Wire Connectors

### Al/Cu Connections

- Only aluminum-to-copper twist-on connector specifically designed to provide a secure connection while preventing aluminum corrosion
- Pre-filled antioxidant compound prevents oxidation of aluminum conductors
- Patent swept wings and hexagonal head for easy installation by hand or with standard nut driver
- Live-action, square-wire spring expands and contracts with aluminum wire
- Entry-cap retains corrosion-resistant compound
- Tough, UL 94V-2 flame-retardant shell rated at 105°C (221°F)
- Complies with N.E.C. Section #110-14(b) for aluminum-to-copper connections; UL Listed to 486C and CSA Certified to C22.2 #188



Wire Connector  
774A

Wire Connector  
also listed as  
grounding  
equipment



Model	Color	Wire Combination Ranges		Quantity	Part No.
65	Purple	1 #10 Al solid w/1 or 2 #10 Cu solid	1 #12 Al w/1 or 2 #14 Cu	Card of 2	<b>30-065</b>
		1 #10 Al w/1 or 2 #12 Cu	2 #12 Al solid w/1 #14 Cu	Card of 10	<b>30-765</b>
		2 #10 Al solid w/1 #12 Cu	1 #10 Al w/1 or 2 #18 Cu	Card of 25	<b>30-165</b>
		1 #10 Al w/1 or 2 #14 Cu	2 #10 Al solid w/1 #18 Cu	Box of 100	<b>30-265</b>
		2 #10 Al solid w/1 #14 Cu	1 #12 Al w/1 or 2 #16 Cu	Carton of 1,000	<b>30-365</b>
		2 #12 Al solid w/1 #10 Cu	2 #12 Al solid w/1 #16 Cu		
		1 #12 Al solid w/1 or 2 #10 Cu	1 #10 Al w/1 or 2 #16 Cu		
		1 #12 Al stranded w/1 or 2 #10 Cu solid	2 #10 Al solid w/1 #16 Cu		
		1 #12 Al w/1 or 2 #12 Cu	1 #12 Al w/1 or 2 #18 Cu		
		2 #12 Al solid w/1 #12 Cu	2 #12 Al solid w/1 #18 Cu		

600V maximum building wire; 1,000V signs or light fixtures

**Use only on Aluminum to Copper (Al/Cu) or Copper to Copper (Cu/Cu) wire combinations. When using with Al/Cu (intermixed - dry locations) combinations with Copper Clad Aluminum (CCA) conductors, the aluminum conductor can be replaced with the Copper Clad Aluminum substituted in the combinations listed above. One time use only. Do not reuse connector.**

**For a complete listing of UL approved wire combinations, visit us at [idealind.com](http://idealind.com)**

## B-CAP® Wire Connectors

### Low-Profile Fin

- Low profile design gets into tight spaces and hard-to-reach spots comfortably
- Slim, classic fins offer a secure grip for extra leverage and easy installation
- Live-action spring expands to accept wire shape and size with no pre-twisting
- Unique, space-saving profile is perfect for “old work” or shallow boxes
- Tough, UL 94V-2 flame-retardant shell rated at 105°C (221°F)
- Green-B® designed for making ground connections and bonding non-metallic sheathed cable
- Model BGR is UL 486C & UL 467 Listed



Model	Color	Wire Combination Range	Wire Combination Range (mm)	Quantity	Part No.
<b>B1</b>	Yellow	600V* 22 to 10 AWG Min. 3 #20 - Max. 3 #12	600V* .34mm <sup>2</sup> to 6.0mm <sup>2</sup> Min. 3-.5mm <sup>2</sup> - Max. 3-4.0mm <sup>2</sup>	Box of 100	<b>B1-1</b>
				Jar of 250	<b>B1-250JR</b>
				Jar of 500	<b>B1-500JR</b>
				Bag of 500	<b>B1-B</b>
				Barrel of 25,000	<b>B1-SK</b>
<b>B2</b>	Red	600V* 22 to 8 AWG Min. 2 #18 - Max. 5 #12	600V* .34mm <sup>2</sup> to 10.0mm <sup>2</sup> Min. 2-.75mm <sup>2</sup> - Max. 5-4.0mm <sup>2</sup>	Box of 100	<b>B2-1</b>
				Jar of 350	<b>B2-350JR</b>
				Jar of 500	<b>B2-500JR</b>
				Bag of 500	<b>B2-B</b>
				Barrel of 25,000	<b>B2-SK</b>
<b>B4</b>	Blue-Gray	600V* 14 to 6 AWG Min. 2 #12 - Max. 2 #6 Stranded	600V* 2.5mm <sup>2</sup> to 16.0mm <sup>2</sup> Min. 2-4.0mm <sup>2</sup> - Max. 2-16.0mm <sup>2</sup>	Box of 25	<b>B4-1</b>
				Carton of 250	<b>B4-B</b>
<b>BGR</b>	Green	14 to 10 AWG Min. 2 #14 - Max. 5 #12	2.5mm <sup>2</sup> to 6.0mm <sup>2</sup> Min. 2-2.5mm <sup>2</sup> - Max. 5-4.0mm <sup>2</sup>	Box of 50	<b>BGR-1</b>
				Carton of 250	<b>BGR-B</b>

\*1,000V maximum in fixtures and signs

## B-TWIST™ Wire Connectors

### Long, Swept Wing, Fast-Start Spring

- All-in-one connector with wide red/yellow range from 2 #18 to 2 #8
- Rounded dial-top with vertical ribs provides fast fingertip starts
- Connection comes to torque quickly to get the job done efficiently
- Long swept-wings improve comfort and torque
- Wide, expanding spring makes for easy starts on even the largest combinations
- Tough, UL 94V-2 flame-retardant shell rated at 105°C (221°F)



Model	Color	Wire Combination Range	Wire Combination Range (mm)	Quantity	Part No.
<b>BT2™</b>	Red	600V* 18 to 8 AWG Min. 2 #18 - Max. 2 #8	600V* .75mm <sup>2</sup> to 10mm <sup>2</sup> Min. 2-.75mm <sup>2</sup> - Max. 1-8.0mm <sup>2</sup> w/2-6.0mm <sup>2</sup>	Box of 100	<b>BT2-1</b>
				Jar of 500	<b>BT2-500JR</b>
				Barrel of 25,000	<b>BT2-SK</b>

\*1,000V maximum in fixtures and signs

For a complete listing of UL approved wire combinations, visit us at [idealind.com](http://idealind.com)



## WireTwist® Wire Connectors

### Fixed Spring



- Positive grip shell design for fast, easy installation
- Fixed, square-wire spring creates secure connections
- Deep skirt protects against flash-over
- Tough, UL 94V-2 flame-retardant shell (105°C/221°F)

Wire Connector  
774ACu/Cu  
Only

Model	Color	Wire Combination Range	Wire Combination Range (mm)	Quantity	Part No.
WT1	Gray	300V 22 to 14 AWG Min. 3 #22 - Max. 2 #16	300V .34mm <sup>2</sup> to 2,5mm <sup>2</sup> Min. 3-.34mm <sup>2</sup> - Max. 2-1,5mm <sup>2</sup>	Box of 100	WT1-1
				Bag of 500	WT1-B
WT2	Blue	300V 22 to 14 AWG Min. 3 #20 - Max. 3 #16	300V .34mm <sup>2</sup> to 2,5mm <sup>2</sup> Min. 3-.50mm <sup>2</sup> - Max. 3-1,5mm <sup>2</sup>	Box of 100	WT2-1
				Bag of 500	WT2-B
				Barrel of 50,000	WT2-SK
WT3	Orange	600V* 22 to 14 AWG Min. 2 #18 - Max. 2 #14	600V* .34mm <sup>2</sup> to 2,5mm <sup>2</sup> Min. 2-.75mm <sup>2</sup> - Max. 2-2,5mm <sup>2</sup>	Box of 100	WT3-1
				Bag of 500	WT3-B
				Barrel of 50,000	WT3-SK
WT4	Yellow	600V* 22 to 10 AWG Min. 3 #20 - Max. 2 #12	600V* .75mm <sup>2</sup> to 6,0mm <sup>2</sup> Min. 2-.75mm <sup>2</sup> - Max. 2-4,0mm <sup>2</sup>	Box of 100	WT4-1
				Bag of 500	WT4-B
WT6	Red	600V* 20 to 8 AWG Min. 2 #14 - Max. 4 #12	600V* .50mm <sup>2</sup> to 10,0mm <sup>2</sup> Min. 2-2,5mm <sup>2</sup> - Max. 4-4,0mm <sup>2</sup>	Box of 100	WT6-1
				Bag of 250	WT6-B

\*1,000V maximum in fixtures and signs

## WingTwist® Wire Connectors

### Contoured Spring

- Contoured wing design provides enhanced torque
- Expanding, square-wire spring creates secure connections
- Wide, deep skirt opening accommodates a variety of wire combinations
- Tough, UL 94V-2 flame retardant shell (105°C/221°F)
- Model WGR is UL 486C & UL 467 Listed.

Wire Connector  
774ACu/Cu  
Only

Model	Color	Wire Combination Range	Wire Combination Range (mm)	Quantity	Part No.
WT51	Yellow	600V* 18 to 10 AWG Min. 2 #18 - Max. 3 #12	600V* .75mm <sup>2</sup> to 6,0mm <sup>2</sup> Min. 2-.75mm <sup>2</sup> - Max. 3-4,0mm <sup>2</sup>	Box of 100	WT51-1
				Bag of 500	WT51-B
				Jar of 500	WT51-500JR
				Barrel of 25,000	WT51-SK
WT41	Tan	600V* 22 to 10 AWG Min. 2 #20 - Max. 3 #10	600V* .34mm <sup>2</sup> to 6,0mm <sup>2</sup> Min. 2-0,5mm <sup>2</sup> - Max. 3-6,0mm <sup>2</sup>	Box of 100	WT41-1
				Bag of 500	WT41-B
				Jar of 500	WT41-500JR
				Barrel of 25,000	WT41-SK
WT52	Red	600V* 18 to 10 AWG Min. 2 #14 - Max. 5 #12	600V* .75mm <sup>2</sup> to 6,0mm <sup>2</sup> Min. 2-2,5mm <sup>2</sup> - Max. 5-4,0mm <sup>2</sup>	Box of 100	WT52-1
				Bag of 500	WT52-B
				Jar of 500	WT52-500JR
				Barrel of 25,000	WT52-SK
WT54	Blue	600V* 14 to 6 AWG Min. 3 #12 - Max. 2 #6	600V* 2,5mm <sup>2</sup> to 16,0mm <sup>2</sup> Min. 3-4,0mm <sup>2</sup> - Max. 2-16,0mm <sup>2</sup>	Box of 50	WT54-1
				Bag of 100	WT54-B
WGR	Green	14 to 10 AWG Min. 2 #14 - Max. 5 #12	2,5mm <sup>2</sup> to 6,0mm <sup>2</sup> Min. 2-2,5mm <sup>2</sup> - Max. 5-4,0mm <sup>2</sup>	Box of 50	WGR-1
				Carton of 250	WGR-B

\*1,000V maximum in fixtures and signs

For a complete listing of UL approved wire combinations, visit us at [idealind.com](http://idealind.com)

## Combination WingTwist®/WireTwist® Wire Connectors



- Kit Contains:
  - WT1 WireTwist® Wire Connector, Gray, (Qty. 100)
  - WT2 WireTwist® Wire Connector, Blue, (Qty. 100)
  - WT3 WireTwist® Wire Connector, Orange, (Qty. 100)
  - WT4 WireTwist® Wire Connector, Yellow, (Qty. 100)
  - WT6 WireTwist® Wire Connector, Red, (Qty. 25)
  - WT41 WingTwist® Wire Connector, Tan, (Qty. 60)
  - WT51 WingTwist® Wire Connector, Yellow, (Qty. 100)
  - WT52 WingTwist® Wire Connector, Red, (Qty. 25)
  - WT54 WingTwist® Wire Connector, Blue, (Qty. 10)
  - Reusable case



Description	Quantity	Part No.
WireTwist®/WingTwist® Wire Connector Combination Kit	620 pcs.	<b>30-2091</b>

## Spin-Twist® Wire Connector Socket

- Speeds installation of IDEAL® and Buchanan Wire Connectors
- For use with electric corded or cordless drill drivers
- 1/4 in. chuck fits most drills or drive sockets



Description	Part No.
For Connector Models: Wire-Nut® (Models 74B® & 76B® only), Wing-Nut®, Twister®, Twister® Pro, Twister® ProFLEX™, Twister® ProFLEX™ Mini, B-CAP®, WireTwist® (WT4 & WT6 models) & WingTwist® Wire Connectors	<b>30-902</b>

## IDEAL Wire connectors are available in:

### Barrels

For really big jobs when you can't afford to run out of connectors.



### Store N' Pour™ Jars

Easy-pour design keeps connectors clean and your shelf organized.



### 360° Zipper Bags

These bags are convenient, re-closeable and stand-up on the job.



### Boxes

For small jobs at hand, just grab a box.




## PUSH-IN WIRE CONNECTORS

### In-Sure® Push-In Wire Connectors

If it's IDEAL, it's a quality connector – and the In-Sure® Push-In Wire Connector is no exception. Color-coded, the clear polycarbonate housing allows for visual verification of every connection. The ergonomic design of the In-Sure® is easier to grip which means more comfortable push-in type connections.

Perfect for OEM lighting manufacturing, prefabricated wiring systems, and any other branch circuit wiring applications where a traditional twist-on wire connector would be used. Simply push the wire in – the low insertion force makes it easy. UL Listed, CSA Certified and rated to 600V and 105°C, the In-Sure® Push-In Wire Connector saves time and improves productivity while perfecting connections.

**GREAT**  
FOR  
RESIDENTIAL  
APPLICATIONS



**Stainless steel inserts restrict pull out**

**Visual verification of connection**

**Tin-plated copper bus system**

**Check port for continuity testing**


**Color-coded for easy identification**

### SpliceLine® In-Line Wire Connectors

The SpliceLine® In-Line Wire Connector is a revolutionary in-line wire connector that utilizes patented push-in technology in a unique design to provide a crimp-free, solderless butt splice faster and easier. The 2-port model supports a wide range of either stranded or solid wires, allowing one connector to cover the same range as three traditional butt splices.

The end-to-end connection of SpliceLine® is a great solution for today's pre-fab operations and also makes it perfect for lengthening short wires in tight spaces. It easily passes through ½ in. knockouts and the transparent polycarbonate allows for visual inspection, providing a secure connection every time.

**75%**  
FASTER  
THAN BUTT SPLICES  
NO MORE  
CRIMPING






## In-Sure® Push-In Wire Connectors

### Strip. Push. Connect.

- No-twist, push-in design reduces repetitive motion fatigue
- Low insertion force for fast and easy connections
- Compact size makes installation easy
- Clear shell gives visual verification of connection
- Tough, UL 94V-2 flame-retardant shell rated at 105°C (221°F)
- Models 32, 33, 34 and 39 Listed for UL 467  
Models 32, 33, 34 are CE listed  
Models 87, 88, 90 are CE Listed



Model	Color	Ports	Amp Rating	Wire Range	Quantity	Part No.
32	Red	2	20 Amp		Box of 100	<b>30-1032</b>
					Jar of 300	<b>30-1032J</b>
					Box of 5,000	<b>30-1632</b>
33	Orange	3	20 Amp	Solid: 20 - 12 AWG Stranded: 16 - 12 AWG (≤19 str.) 18 AWG (7 Strand) Stranded (Tin Bonded): 18 - 14 AWG (≤19 str.)	Box of 100	<b>30-1033</b>
					Jar of 250	<b>30-1033J</b>
					Box of 5,000	<b>30-1633</b>
34	Yellow	4	20 Amp		Box of 100	<b>30-1034</b>
					Jar of 200	<b>30-1034J</b>
					Box of 5,000	<b>30-1634</b>
87	Gray	5	20 Amp		Jar of 150	<b>30-087J</b>
					Carton of 1,000	<b>30-187</b>
					Box of 3,000	<b>30-687</b>
88	Blue	6 Stacked	20 Amp	Solid: 20 - 12 AWG Stranded: 16 - 14 AWG (≤19 str.) 18 AWG (7 Strand) Stranded (Tin Bonded): 18 - 14 AWG (≤19 str.)	Jar of 100	<b>30-088J</b>
					Carton of 1,000	<b>30-188</b>
					Box of 2,500	<b>30-688</b>
90	Black	8	20 Amp		Jar of 100	<b>30-090J</b>
					Carton of 1,000	<b>30-190</b>
					Box of 2,000	<b>30-690</b>
39	Blue	3	30 Amp	Solid: 14 - 10 AWG Stranded: 12 - 10 AWG (≤19 str.) Stranded (Tin Bonded): 14 - 10 AWG (≤19 str.)	Box of 50	<b>30-1039</b>
					Jar of 150	<b>30-1039J</b>

COPPER TO COPPER ONLY. Do not use on aluminum. Temperature rating: 105°C (221°F) maximum. 600V maximum building wire, 1000V maximum signs or lighting fixtures.

## SpliceLine® In-Line Wire Connectors

- Faster alternative to traditional butt splices
- Crimp-free, solderless push-in butt splice
- Slim design fits through 1/2 in. knockout
- Perfect for lengthening wire
- Transparent polycarbonate housing for visual inspection of connection
- Listed for UL 467




**SpliceLine®**



Model	Color	Rating	Wire Range	Quantity	Part No.
42	Orange	600V/20A 105°C	Solid: 20-12 AWG Stranded: 16-12 AWG (≤19 str.) Stranded Tin-Bonded: 18-14 AWG (≤19 str.)	Bag of 10	<b>30-1342S</b>
				Box of 100	<b>30-1042</b>
				Jar of 300	<b>30-1042J</b>
				Box of 2,500	<b>30-1642</b>


## POWERPLUG® LUMINAIRE DISCONNECTS

The IDEAL® PowerPlug® Luminaire Disconnect fully meets the current National Electric Code and Canadian Electric Code for non-residential fluorescent luminaires. The PowerPlug® helps reduce electrical shock hazard during ballast replacement by safely disconnecting hot and neutral ballast wiring. Both halves of PowerPlug® meet UL and CSA finger-probe safety requirements. Advanced push-in technology provides fast, efficient ballast connections resulting in reduced installation time and improved labor savings. The PowerPlug® is available in 2-pole and 3-pole models with options for new installation or ballast retrofitting.



## PowerPlug® Luminaire Disconnects

- Allows safe disconnect of hot and neutral ballast wiring
- Perfect for new, retrofit or OEM lighting installations
- Push-in technology results in quicker connections, saving time and increasing productivity
- Both halves are “touch-safe” per UL 2459
- Fits through 1/2 in. knockout



### Selection Chart

Application	New Installations	Retrofits
For 1-ballast fixtures	102®	102®, 182®
For 2-ballast, dimming and switching fixtures	103	103, 183

Model	Color	Electrical Rating	Line Side	Ballast Side	Quantity	Part No.
<b>102® 2-wire</b>	Orange	6 Amps/600 Volts Max.	Solid: #12 - #18 Stranded: #12 - #14 (≤19 str.) Stranded Tin-Bonded: #12 - #14 (≤19 str.) #16 (≤26 str.) #18 (≤16 str.)	Solid: #12 - #18 Stranded: #12 - #14 (≤19 str.) Stranded Tin-Bonded: #12 - #14 (≤19 str.) #16 (≤26 str.) #18 (≤16 str.)	Card of 25	<b>30-372</b>
					Jar of 75	<b>30-382J</b>
					Jar of 150	<b>30-352J</b>
					Box of 1,000	<b>30-102</b>
<b>103 3-Wire</b>	Orange	6 Amps/600 Volts Max.	Solid: #12 - #18 Stranded: #12 - #14 (≤19 str.) Stranded Tin-Bonded: #12 - #14 (≤19 str.) #16 (≤26 str.) #18 (≤16 str.)	Solid: #18 Stranded: None Stranded Tin-Bonded: #18 (≤16 str.)	Card of 20	<b>30-383X</b>
					Jar of 100	<b>30-353XJ</b>
					Box of 1,000	<b>30-103X</b>
<b>182® 2-Wire</b>	Orange	3 Amps/600 Volts Max.	Solid: #18	Solid: #18	Box of 100	<b>30-082</b>
					Box of 1,000	<b>30-682L</b>
					Carton of 2,500	<b>30-682M</b>
					Carton of 2,500	<b>30-682F</b>
<b>183 3-Wire</b>	Orange	3 Amps/600 Volts Max.	Solid: #18	Solid: #18	Box of 100	<b>30-083</b>
					Box of 2,500	<b>30-683</b>

1,000V maximum fixtures and signs.

## Basic Lighting Maintenance Kit

- Kit Contains:
  - Wire-Nut® Wire Connectors (25 Model 72B® Blue, 25 Model 73B® Orange)
  - In-Sure® Push-In Wire Connectors (25 Model 33 Orange)
  - SpliceLine® In-Line Wire Connectors (25 Model 42 Orange)
  - PowerPlug® Luminaire Disconnects (30 Model 102® 2-Port, 15 Model 103 3-Port, 50 Model 182® 2-Port)



Description	Part No.
Basic Lighting Maintenance Kit	<b>30-2255</b>

## Lighting Installation Kit

- Kit Contains:
  - Wire-Nut® Wire Connectors (100 Model 72B® Blue)
  - In-Sure® Push-In Wire Connectors (50 Model 33 Orange)
  - PowerPlug® Luminaire Disconnects (30 Model 102® 2-Port, 50 Model 182® 2-Port)
  - 1 Twist-a-Nut™ Screwdriver/Nut Driver (35-908)
  - 1 Reflex™ Super T®-Stripper Wire Stripper (45-615)



Description	Part No.
Lighting Installation Kit	<b>30-2257</b>




# GROUNDING PRODUCTS

## We've got grounding covered!


Grounding pigtails are designed for a wide variety of grounding applications. The ultra-flexible lead wire and bonding jumpers make fast and efficient pigtailing.

- Convenient for device grounding applications
- Safe, fast and efficient for cost-effective grounding jobs
- Ensures compliance with Article 250 of the National Electrical Code



### Greenie® Grounding Wire Connector

- Designed for making ground connections and bonding non-metallic sheathed cable



### Stranded

- Heavy-duty fork terminals attach easily to device grounding screw



### Solid



### Combination



### Solid Wire Grounding Tail with Push-In Wire Connector



### Screws

- 10-32 x 3/8 in. zinc-plated thread-forming, hole-finding ground screw with combination Slotted, Phillips, Hex and #2 Robertson head. Sold individually or factory-assembled on to pigtails.



**THREAD FORMING**

## Solid Wire Grounding Tails

Description	Quantity	Part No.
14 AWG solid, 8 in. tail w/loop & ground screw and stripped end	Bulk pack of 1000	<b>30-3390</b>
12 AWG solid, 6.5 in. tail w/loop & ground screw and stripped end	Bag of 50	<b>30-3404</b>
	Bulk pack of 1,000	<b>30-3402</b>
12 AWG solid, 8 in. tail w/loop & ground screw and stripped end	Bag of 50	<b>30-3392</b>
	Plastic box of 100	<b>30-3399</b>

Bulk packs are bundled in quantities of 50.

## Stranded Wire Grounding Tails

Description	Quantity	Part No.
14 AWG stranded, 8 in. tail w/#10 fork & #10 ring and ground screw	Bag of 25	<b>30-3183</b>
12 AWG stranded, 8 in. tail w/#10 fork & #10 ring and ground screw	Bag of 25	<b>30-3184</b>
	Plastic box of 50	<b>30-3385</b>
	Bulk pack of 1,000	<b>30-3284</b>
12 AWG stranded, 8 in. tail w/#10 fork & #10 ring (no ground screw)	Bulk pack of 1,000	<b>30-3285</b>
12 AWG stranded, 8 in. tail w/#10 fork & stripped end	Bag of 25	<b>30-3480</b>

Bulk packs are bundled in quantities of 50.



## Combo Grounding Tails

Description	Quantity	Part No.
2-wire combo: 12 AWG solid 8 in. tail, one stripped end, one end w/ground screw; joined to 12 AWG stranded 8 in. tail at a ring terminal, w/fork terminal on second end	Box of 500	<b>30-3286</b>
2-wire combo: 12 AWG stranded 8 in. tail w/#10 ring & ground screw, one stripped-end tail and one #10 fork tail	Bag of 25	<b>30-3287</b>



## Push-Tail™ Grounding Product



Description	Quantity	Part No.
12 AWG solid, 8 in. tail w/loop and ground screw and 4-port push-in wire connector	Bag of 25	<b>30-3415</b>
	Carton of 250	<b>30-3414</b>



Description	Quantity	Part No.
12 AWG solid, 8 in. tail w/loop & ground screw and stripped end	Bulk pack of 1,000	<b>30-3496</b>
12 AWG solid, 10 in. tail w/loop & ground screw and stripped end	Bag of 50	<b>30-3410</b>
	Bulk pack of 500	<b>30-3394</b>
12 AWG solid, 12 in. tail w/loop & ground screw and stripped end	Bulk pack of 1,000	<b>30-3396</b>

Bulk packs are bundled in quantities of 50.




Description	Quantity	Part No.
12 AWG stranded, 8 in. tail w/#10 fork & stripped end	Bulk pack of 1,000	<b>30-3580</b>
12 AWG stranded, 8 in. tail w/#10 ring & ground screw and stripped end	Bulk Pack of 1,000	<b>30-3201</b>
12 AWG stranded, 10 in. tail w/#10 fork & #10 ring and ground screw	Bulk pack of 500	<b>30-3311</b>
12 AWG stranded, 12 in. tail w/#10 fork & #10 ring and ground screw	Bulk pack of 1,000	<b>30-3413</b>

Bulk packs are bundled in quantities of 50.



Description	Quantity	Part No.
2-wire combo: 12 AWG stranded 8 in. tail w/#10 ring and ground screw and two #10 fork tails	Bag of 25	<b>30-3288</b>
3-wire combo: 12 AWG stranded, 8 in. tail w/#10 ring & ground screw, one stripped-end tail and two #10 fork tails	Bag of 25	<b>30-3289</b>



## Grounding Screws

- 10-32 x 3/8 in. Zinc-plated grounding screws offer a thread-forming, hole-finding feature plus combination hex, Phillips, slotted and Robertson head
- Ensures compliance with Article 250 of NEC.



**THREAD FORMING**

Description	Quantity	Part No.
Thread-forming, hole-finding screw. Combination hex, Phillips, slotted and Robertson head.	Jar of 100	<b>30-3594</b>
	Bag of 50	<b>30-3194</b>

## Non-Grounding Stranded Wire Pigtails

- 8 in. 12 AWG Stranded Pigtails – White or Black, #10 Fork and Stripped end



Description	Quantity	Part No.
12 AWG stranded, 8 in. tail w/#10 fork and stripped end, white	Bag of 25	<b>30-3470</b>
	Bulk pack of 1,000	<b>30-3570</b>
12 AWG stranded, 8 in. tail w/#10 fork and stripped end, black	Bag of 25	<b>30-3471</b>
	Bulk pack of 1,000	<b>30-3571</b>

Bulk packs are bundled in quantities of 50.

## Greenie® Grounding Wire Connectors

- Designed for making ground connections and bonding non-metallic sheathed cable
- Contoured wings for superior leverage
- Live-action, square-wire spring provides quality grounding connections
- Tough, UL 94V-2 flame-retardant shell rated at 105°C (221°F)



Ground Connector  
951L



Model	Color	Wire Combination Range	Wire Combination Range (mm)	Quantity	Part No.
<b>92°</b>	Green	14 to 10 AWG Min. 2 #14 – Max. 4 #12	2,5mm <sup>2</sup> to 6,0mm <sup>2</sup> Min. 2-2,5mm <sup>2</sup> Max. 2-4,0mm <sup>2</sup> w/1-2,5mm <sup>2</sup>	Box of 100	<b>30-092</b>
				Jar of 150	<b>30-092J</b>
				Bag of 500	<b>30-292</b>

## WingTwist® Wire Connectors

### Contoured Spring

- Contoured wing design provides enhanced torque
- Expanding, square-wire spring creates secure connections
- Wide, deep skirt opening accommodates a variety of wire combinations
- Tough, UL 94V-2 flame retardant shell (105°C/221°F)
- UL 486A listed.



Model	Color	Wire Combination Range	Wire Combination Range (mm)	Qty.	Part No.
<b>WGR</b>	Green	14 to 10 AWG Min. 2 #14 – Max. 5 #12	2,5mm <sup>2</sup> to 6,0mm <sup>2</sup> Min. 2-2,5mm <sup>2</sup> – Max. 5-4,0mm <sup>2</sup>	Box of 50	<b>WGR-1</b>
				Carton of 250	<b>WGR-B</b>

## B-CAP® Wire Connectors

### Low-Profile Fin

- Low profile design gets into tight spaces and hard-to-reach spots comfortably
- Slim, classic fins offer a secure grip for extra leverage and easy installation
- Live-action spring expands to accept wire shape and size with no pre-twisting
- Unique, space-saving profile is perfect for “old work” or shallow boxes
- Tough, UL 94V-2 flame-retardant shell rated at 105°C (221°F)
- Designed for making ground connections and bonding non-metallic sheathed cable



Model	Color	Wire Combination Range	Wire Combination Range (mm)	Quantity	Part No.
<b>BGR</b>	Green	14 to 10 AWG Min. 2 #14 – Max. 5 #12	2,5mm <sup>2</sup> to 6,0mm <sup>2</sup> Min. 2-2,5mm <sup>2</sup> – Max. 5-4,0mm <sup>2</sup>	Box of 50	<b>BGR-1</b>
				Carton of 250	<b>BGR-B</b>



## Steel Crimp Connectors



- Designed for making fast, permanent, pressure-type connections
- Long-zinc-plated steel sleeves maximize contact area with conductors
- UL Listed to 486C and CSA Certified to C22.2 #188; comply with Federal Specification W-S-610E
- Temperature rating: 105°C (221°F)

Model	Wire Combination Range	Quantity	Part No.
410	600V 18 - 10 AWG Min. 1 #14 & 1 #18 - Max. 2 #10 & 2 #14	Bag of 100	<b>30-410</b>
		Carton of 1,000	<b>30-510</b>
		Barrel of 10,000	<b>30-610</b>
411	600V 18 - 8 AWG Min. 3 #12 - Max. 4 #10	Box of 50	<b>30-411</b>
		Carton of 1,000	<b>30-511</b>
412	600V 18 - 4 AWG Min. 1 #14 & 1 #16 - Max. 2 #8 & 1 #6	Box of 50	<b>30-412</b>
		Carton of 1,000	<b>30-512</b>

**IDEAL hand crimp tools UL listed for Models 410, 411, 412: 30-428, 30-429, 30-430.**

## Wrap-Cap® Insulators



- Provide high dielectric and physical protection for UL Listed, non-insulated pressure-type wire connectors
- Unique design completely covers splice – insulates both around and between wires and eliminates need for tape
- UL Listed to 486C and CSA Certified for 600V maximum building wiring (1,000V maximum for fixtures and signs); temperature rated at 75°C (167°F) maximum.

Model	Description	Quantity	Part No.
415	Insulator for Model 410 Connectors. Can also be used on Buchanan 2006S & 2011S Copper Crimps	Box of 50	<b>30-445</b>
		Carton of 1,000	<b>30-515</b>
417	Insulator for Model 411 & 412 Connectors. Can also be used on Buchanan 2011S Copper Crimps	Box of 25	<b>30-447</b>
		Carton of 1,000	<b>30-517</b>



## Copper Splice Cap Crimp Connectors



- Designed for making fast, permanent, pressure-type connections
- Solid copper sleeves require less crimping pressure and resist corrosion in harsh environments
- UL 486C Listed and CSA C22.2 #188 Certified; comply with Federal Specification W-S-61D

Description	Wire Combination Range	Quantity	Part No.
Copper Crimp Connector	600V* 18 to 10 AWG Min. 2 #18, - Max. 4 #12	Bag of 100	<b>2006S</b>
		Bag of 1,000	<b>2006SB</b>
	600V* 14 to 4 AWG Min. 2 #10 - Max. 2 #6	Bag of 50	<b>2011S</b>
		Bag of 500	<b>2011SB</b>

\*1,000V maximum in fixtures and signs.

**IDEAL hand crimp tools UL Listed for models 2006S and 2011S: C24, 30-428, 30-429 and 30-430.**



## Splice Cap Insulators



- Convenient, safe and fast installation
- Snap-on nylon construction
- Rated at 105°C (221°F) – 600V (1,000V maximum in fixtures and signs)

Description	Quantity	Part No.
For use on Connector Model 2006S	Box of 100	<b>2007</b>
	Bag of 1,000	<b>2007B</b>
For use on Connector Model 2011S	Box of 50	<b>2014</b>
	Bag of 500	<b>2014B</b>



## Four-Way Crimp Tool

- Design ensures even compression and reliable connections
- Spring-loaded, cam-actuated plungers
- Fingertip adjustment for two connector sizes



Description	Part No.
Four-Way Crimp Tool for use with Buchanan 2006S and 2011S Crimp Connectors	<b>C24</b>

## Pre-Insulated Crimp Connectors



- Compact design fits easily into tight locations
- Flared skirt protects against turned-back strands
- Beveled opening eases wire entry
- Tough UL 94V-2 flame-retardant shell rated at 105°C (221°F)

Model	Wire Combination Range	Quantity	Part No.
48	600V* Min. 2 #22 Max. 1 #14 w/2 #18	Carton of 1,000	<b>30-245</b>
		Barrel of 10,000	<b>30-645</b>
49	600V* Min. 1 #22 w/1 #18 Max. 1 #12 w/1 #16	Carton of 1,000	<b>30-249</b>
		Barrel of 10,000	<b>30-649</b>
NC-8	600V* Min. 4 #16 Max. 1 #12 w/4 #14	Carton of 1,000	<b>30-148</b>
		Barrel of 5,000	<b>30-648</b>
NC-2212**	600V* Min. 2 #22 Max. 5 #18	Carton of 1,000	<b>30-146</b>
		Barrel of 10,000	<b>30-646</b>

\*1,000V maximum in fixtures and signs.  
Note: Connectors are transparent. \*\*Stranded wires only.



## High-Temp Pre-Insulated Crimp Connectors

All of the same features as the Pre-Insulated Crimp Connectors, plus:

- Black, nylon shell designed to withstand extreme heat build-up found in high-wattage light fixtures and signs.
- UL Listed to 150°C (302°F)



Model	Wire Combination Range	Quantity	Part No.
49HT	600V* Min. 1 #22 w/1 #18	Barrel of 10,000	<b>30-849</b>

\*1000V maximum in fixtures and signs.



## Set Screw Wire Connectors



- Eliminates need for re-stripping wire each time connection is disturbed
- Solid brass sleeves
- Set-screw easily and securely applies maximum compression to conductors to ensure a vibration-resistant splice
- Permits fast visual inspection of splice
- Tough, flame-retardant shell rated at 150°C (302°F)
- UL Listed to 486C and CSA Certified to C22.2 #188; comply with Federal Specification W-S-610E

Model	Wire Combination Range	Quantity*	Part No.
10	300V 22 to 10 AWG Min. 1 #20 w/1 #22 – Max. 2 #14 w/1 #16	Box of 100	<b>30-210</b>
		Carton of 1,000	<b>30-310</b>
11	600V 22 to 10 AWG Min. 1 #14 w/1 #20 – Max. 3 #14 w/2 #18	Box of 100	<b>30-211*</b>
		Carton of 1,000	<b>30-311*</b>
22	600V 20 to 10 AWG Min. 1 #16 w/3 #18 – Max. 2 #10 w/1 #12	Box of 100	<b>30-222*</b>
		Carton of 1,000	<b>30-322*</b>

\*Package includes (1) K-2422 Set Screw Holder.



## Set Screw Holder



- Convenient tool for holding and tightening set-screw connectors
- Accepts IDEAL Models 11 and 22 set-screw connectors

Description	Part No.
For Connector Models 11 & 22	<b>K-2422</b>

# STREET LIGHT KITS

## SLK® Disconnect Fuse Kits

- Breakaway fuseholder for use in:
  - Roadway & street lighting
  - Parking lot & area lighting
- Listed for submersible installations per UL486D, not intended for continuous submersion
- Bright orange color for ease of visibility
- Large selection of configurations
- Set screw or crimp terminations available



The IDEAL® SLK® Disconnect Fuse Kit is a water-resistant breakaway safety device that de-energizes roadway lights, streetlights, parking lot lights, and other freestanding electrical fixtures in the event of a knockdown, or when the fixtures need maintenance. This helps protect first responders, bystanders, and service personnel from potentially life-threatening electrical shock hazards.

The SLK® is the first Disconnect Fuse Kit listed to UL's ECIS category for special purpose connectors. This category contains a set of rigorous tests from a host of UL standards, including UL 486D, the standard for submersibility. This means that the SLK® will stand up to the wet conditions often seen in and around pole bases, junction boxes, and hand holes, not included for continuous submersion.

In addition, the bright orange color of the SLK® makes the product easy to locate in dark junction boxes, in hand holes, or in a nighttime knockdown situation when the connector is often buried amongst dirt, mud, and debris.

- Accepts 13/32 in. x 1-1/2 in. midget-style fuse (Note: Fuse not included)
- Wire Range: 2-14 AWG (Cu & Al rated)
- Ratings: 30A, 600V, 105°C
- Maximum available short circuit current of 10,000

**Neutral configurations come with white fuseholder and dummy fuse**




**Paired (hot/neutral) configurations are keyed to prevent reverse polarities**

**High visibility orange material (UL94V-2 flame rated)**

**Ribbed boots provide superior grip**

**Fuse stays on de-energized load side when separated**

**Crimp or set screw terminations**



**Large, clear markings**



# SLK® Ordering Information

## To Determine which Kit to Use:

1. Select the base part number, based on crimp termination (TABLE 1) or set screw termination (TABLE 3), number of wires on line/load side, and wire size.
2. If necessary, modify the base part number according to neutral, dual, paired, or tap (i.e., non-breakaway) configurations. Use TABLE 2 for crimp variations and TABLE 4 for set screw variations.
3. See right for examples.

## Examples:

1. An in-line fused breakaway kit with crimp terminations, one 10 AWG wire on the line side and one 10 AWG wire on the load side is ordered as a 30-C1616.
2. An in-line non-fused (i.e., neutral) breakaway kit with set screw terminations, one 6 AWG wire on the line side and one 10 AWG wire on the load side is ordered as a 30-S1212N.
3. A Y-tap fused breakaway kit with crimp terminations, two 6 AWG wires on the line side and one 10 AWG wire on the load side is ordered as a 30-C2216.

**Table 1: Crimp Base Part numbers**

Line	1 Wire	Load														
		1 Wire							2 Wire							
		2 AWG	4 AWG	6 AWG	8 AWG	10 AWG	12 AWG	14 AWG	2 AWG	4 AWG	6 AWG	8 AWG	10 AWG	12 AWG	14 AWG	
1 Wire	2 AWG	30-C1212	30-C1212	30-C1216	30-C1216	30-C1216	30-C1216	30-C1216	30-C1216			30-C1222	30-C1222	30-C1226	30-C1226	30-C1226
	4 AWG		30-C1212	30-C1216	30-C1216	30-C1216	30-C1216	30-C1216			30-C1222	30-C1222	30-C1226	30-C1226	30-C1226	
	6 AWG			30-C1616	30-C1616	30-C1616	30-C1616	30-C1616			30-C1622	30-C1622	30-C1626	30-C1626	30-C1626	
	8 AWG				30-C1616	30-C1616	30-C1616	30-C1616			30-C1622	30-C1622	30-C1626	30-C1626	30-C1626	
	10 AWG					30-C1616	30-C1616	30-C1616					30-C1626	30-C1626	30-C1626	
	12 AWG						30-C1616	30-C1616						30-C1626	30-C1626	
	14 AWG							30-C1616							30-C1626	
2 Wire	2 AWG	30-C2012	30-C2012	30-C2016	30-C2016	30-C2016	30-C2016	30-C2016			30-C2022	30-C2022	30-C2026	30-C2026	30-C2026	
	4 AWG		30-C2012	30-C2016	30-C2016	30-C2016	30-C2016	30-C2016			30-C2022	30-C2022	30-C2026	30-C2026	30-C2026	
	6 AWG			30-C2216	30-C2216	30-C2216	30-C2216	30-C2216			30-C2222	30-C2222	30-C2226	30-C2226	30-C2226	
	8 AWG				30-C2216	30-C2216	30-C2216	30-C2216			30-C2222	30-C2222	30-C2226	30-C2226	30-C2226	
	10 AWG					30-C2616	30-C2616	30-C2616					30-C2626	30-C2626	30-C2626	
	12 AWG						30-C2616	30-C2616						30-C2626	30-C2626	
	14 AWG							30-C2616							30-C2626	

ONE KIT  
WILL COVER  
A LARGE  
WIRE RANGE

Note: Crimp connections on larger gauge wire (2 #8, 2 #6, 1 #8, 1 #6 or 1 #4) require IDEAL #88-843 Mechanical Indentor and Crimp Tool. Crimps connections for #14 - #10 AWG with 1/2 in. strip length.

**Table 2: Crimp Variations (14-10 AWG with 1/2 in. strip length, use 30-425 and 30-429)**

Base Part Number (Hot)	Variation (If applicable)			
	Neutral	Dual	Paired	Non-Breakaway
30-C1212	30-C1212N	30-C1212D	30-C1212P	
30-C1216	30-C1216N	30-C1216D	30-C1216P	
30-C1616	30-C1616N	30-C1616D	30-C1616P	
30-C1222	30-C1222N			
30-C1226	30-C1226N			
30-C1622	30-C1622N			
30-C1626	30-C1626N			
30-C2012	30-C2012N			30-C2012T

Base Part Number (Hot)	Variation (If applicable)			
	Neutral	Dual	Paired	Non-Breakaway
30-C2016	30-C2016N			30-C2016T
30-C2216	30-C2216N			30-C2216T
30-C2616	30-C2616N			30-C2616T
30-C2022	30-C2022N			
30-C2026	30-C2026N			
30-C2222	30-C2222N			
30-C2226	30-C2226N			
30-C2626	30-C2626N			

**Table 3: Set Screw Base Part numbers**

Line	1 Wire	Load														
		1 Wire							2 Wire							
		2 AWG	4 AWG	6 AWG	8 AWG	10 AWG	12 AWG	14 AWG	2 AWG	4 AWG	6 AWG	8 AWG	10 AWG	12 AWG	14 AWG	
1 Wire	2 AWG	30-S1212	30-S1212	30-S1212	30-S1212	30-S1212	30-S1212	30-S1212	30-S1212			30-S1222	30-S1222	30-S1222	30-S1222	30-S1222
	4 AWG		30-S1212	30-S1212	30-S1212	30-S1212	30-S1212	30-S1212			30-S1222	30-S1222	30-S1222	30-S1222	30-S1222	
	6 AWG			30-S1212	30-S1212	30-S1212	30-S1212	30-S1212			30-S1222	30-S1222	30-S1222	30-S1222	30-S1222	
	8 AWG				30-S1212	30-S1212	30-S1212	30-S1212			30-S1222	30-S1222	30-S1222	30-S1222	30-S1222	
	10 AWG					30-S1212	30-S1212	30-S1212					30-S1222	30-S1222	30-S1222	
	12 AWG						30-S1212	30-S1212						30-S1222	30-S1222	
	14 AWG							30-S1212							30-S1222	
2 Wire	2 AWG	30-S2212	30-S2212	30-S2212	30-S2212	30-S2212	30-S2212	30-S2212	30-S2212			30-S2222	30-S2222	30-S2222	30-S2222	30-S2222
	4 AWG		30-S2212	30-S2212	30-S2212	30-S2212	30-S2212	30-S2212			30-S2222	30-S2222	30-S2222	30-S2222	30-S2222	
	6 AWG			30-S2212	30-S2212	30-S2212	30-S2212	30-S2212			30-S2222	30-S2222	30-S2222	30-S2222	30-S2222	
	8 AWG				30-S2212	30-S2212	30-S2212	30-S2212			30-S2222	30-S2222	30-S2222	30-S2222	30-S2222	
	10 AWG					30-S2212	30-S2212	30-S2212					30-S2222	30-S2222	30-S2222	
	12 AWG						30-S2212	30-S2212						30-S2222	30-S2222	
	14 AWG							30-S2212							30-S2222	

ONE KIT  
WILL COVER  
A LARGE  
WIRE RANGE

**Table 4: Set Screw Variations**

Base Part Number	Variation (If applicable)			
	Neutral	Dual	Paired	Non-Breakaway
30-S1212	30-S1212N	30-S1212D	30-S1212P	
30-S1222	30-S1222N			
30-S2212	30-S2212N			30-S2212T
30-S2222	30-S2222N	30-S2222D	30-S2222P	

Note: For combination 2 wire line (2-14 AWG Set Screw) and 1 wire load (6-14 AWG Crimp), use 30-B2216.



## In-Line Fused



Description	1 Line Side	1 Load Side	Part No.
In-Line Breakaway, set screw; fused (Hot)	2-14 AWG	2-14 AWG	<b>30-S1212</b>
In-Line Breakaway, crimp; fused (Hot)	2-4 AWG	2-4 AWG	<b>30-C1212</b>
In-Line Breakaway, crimp; fused (Hot)	2-4 AWG	6-14 AWG	<b>30-C1216</b>
In-Line Breakaway, crimp; fused (Hot)	6-14 AWG	6-14 AWG	<b>30-C1616</b>

## In-Line Non-Fused

Description	1 Line Side	1 Load Side	Part No.
In-Line Breakaway, set screw; non-fused (Neutral)	2-14 AWG	2-14 AWG	<b>30-S1212N</b>
In-Line Breakaway, crimp; non-fused (Neutral)	2-4 AWG	2-4 AWG	<b>30-C1212N</b>
In-Line Breakaway, crimp; non-fused (Neutral)	2-4 AWG	6-14 AWG	<b>30-C1216N</b>
In-Line Breakaway, crimp; non-fused (Neutral)	6-14 AWG	6-14 AWG	<b>30-C1616N</b>

## Y-Tap Fused



Description	2 Line Side	1 Load Side	Part No.
Y-Tap Breakaway, set screw; fused (Hot)	2-14 AWG	2-14 AWG	<b>30-S2212</b>
Y-Tap Breakaway, crimp; fused (Hot)	2-4 AWG	2-4 AWG	<b>30-C2012</b>
Y-Tap Breakaway, crimp; fused (Hot)	2-4 AWG	6-14 AWG	<b>30-C2016</b>
Y-Tap Breakaway, crimp; fused (Hot)	6-8 AWG	6-14 AWG	<b>30-C2216</b>
Y-Tap Breakaway, crimp; fused (Hot)	10-14 AWG	6-14 AWG	<b>30-C2616</b>
Combination Y-Tap Breakaway, fused (Hot)	2-14 AWG set screw	6-14 AWG crimp	<b>30-B2216</b>

## Y-Tap Non-Fused



Description	2 Line Side	1 Load Side	Part No.
Y-Tap Breakaway, set screw; non-fused (Neutral)	2-14 AWG	2-14 AWG	<b>30-S2212N</b>
Y-Tap Breakaway, crimp; non-fused (Neutral)	2-4 AWG	2-4 AWG	<b>30-C2012N</b>
Y-Tap Breakaway, crimp; non-fused (Neutral)	2-4 AWG	6-14 AWG	<b>30-C2016N</b>
Y-Tap Breakaway, crimp; non-fused (Neutral)	6-8 AWG	6-14 AWG	<b>30-C2216N</b>
Y-Tap Breakaway, crimp; non-fused (Neutral)	10-14 AWG	6-14 AWG	<b>30-C2616N</b>

## Non-Breakaway Fused



Description	2 Line Side	1 Load Side	Part No.
Y-Tap Non-Breakaway, set screw; fused (Hot)	2-14 AWG	2-14 AWG	<b>30-S2212T</b>
Y-Tap Non-Breakaway, crimp; fused (Hot)	2-4 AWG	2-4 AWG	<b>30-C2012T</b>
Y-Tap Non-Breakaway, crimp; fused (Hot)	2-4 AWG	6-14 AWG	<b>30-C2016T</b>
Y-Tap Non-Breakaway, crimp; fused (Hot)	6-8 AWG	6-14 AWG	<b>30-C2216T</b>
Y-Tap Non-Breakaway, crimp; fused (Hot)	10-14 AWG	6-14 AWG	<b>30-C2616T</b>

## Dual In-Line Fused



Description	1 Line Side	1 Load Side	Part No.
Dual In-Line Breakaway, set screw; fused (both Hot)	2-14 AWG	2-14 AWG	<b>30-S1212D</b>
Dual In-Line Breakaway, crimp; fused (both Hot)	2-4 AWG	2-4 AWG	<b>30-C1212D</b>
Dual In-Line Breakaway, crimp; fused (both Hot)	2-4 AWG	6-14 AWG	<b>30-C1216D</b>
Dual In-Line Breakaway, crimp; fused (both Hot)	6-14 AWG	6-14 AWG	<b>30-C1616D</b>

## Single-Pole In-Line Paired

Description	1 Line Side	1 Load Side	Part No.
Paired In-Line Breakaway, set screw; one fused (Hot); one non-fused (Neutral)	2-14 AWG	2-14 AWG	<b>30-S1212P</b>
Paired In-Line Breakaway, crimp; one fused (Hot); one non-fused (Neutral)	2-4 AWG	2-4 AWG	<b>30-C1212P</b>
Paired In-Line Breakaway, crimp; one fused (Hot); one non-fused (Neutral)	6-14 AWG	6-14 AWG	<b>30-C1216P</b>
Paired In-Line Breakaway, crimp; one fused (Hot); one non-fused (Neutral)	6-14 AWG	6-14 AWG	<b>30-C1616P</b>



SLK accepts solid or stranded and copper or aluminum conductors.

## One Wire Line/2 Wires Load Fused



Description	1 Line Side	2 Load Side	Part No.
Y-Tap Breakaway, set screw; fused (Hot)	2-14 AWG	2-14 AWG	<b>30-S1222</b>
Y-Tap Breakaway, crimp; fused (Hot)	2-4 AWG	6-8 AWG	<b>30-C1222</b>
Y-Tap Breakaway, crimp; fused (Hot)	2-4 AWG	10-14 AWG	<b>30-C1226</b>
Y-Tap Breakaway, crimp; fused (Hot)	6-14 AWG	6-8 AWG	<b>30-C1622</b>
Y-Tap Breakaway, crimp; fused (Hot)	6-14 AWG	10-14 AWG	<b>30-C1626</b>

## One Wire Line/2 Wires Load Non-Fused



Description	1 Line Side	2 Load Side	Part No.
Y-Tap Breakaway, set screw; non-fused (Neutral)	2-14 AWG	2-14 AWG	<b>30-S1222N</b>
Y-Tap Breakaway, crimp; non-fused (Neutral)	2-4 AWG	6-8 AWG	<b>30-C1222N</b>
Y-Tap Breakaway, crimp; non-fused (Neutral)	2-4 AWG	10-14 AWG	<b>30-C1226N</b>
Y-Tap Breakaway, crimp; non-fused (Neutral)	6-14 AWG	6-8 AWG	<b>30-C1622N</b>
Y-Tap Breakaway, crimp; non-fused (Neutral)	6-14 AWG	10-14 AWG	<b>30-C1626N</b>

## Two Wires Line/2 Wires Load Fused




Description	2 Line Side	2 Load Side	Part No.
2-Pole Breakaway, set screw; fused (Hot)	2-14 AWG	2-14 AWG	<b>30-S2222</b>
2-Pole Breakaway, crimp; fused (Hot)	2-4 AWG	6-8 AWG	<b>30-C2022</b>
2-Pole Breakaway, crimp; fused (Hot)	2-4 AWG	10-14 AWG	<b>30-C2026</b>
2-Pole Breakaway, crimp; fused (Hot)	6-8 AWG	6-8 AWG	<b>30-C2222</b>
2-Pole Breakaway, crimp; fused (Hot)	6-8 AWG	10-14 AWG	<b>30-C2226</b>
2-Pole Breakaway, crimp; fused (Hot)	10-14 AWG	10-14 AWG	<b>30-C2626</b>

## Two Wires Line/2 Wires Load Non-Fused




Description	2 Line Side	2 Load Side	Part No.
2-Pole Breakaway, set screw; non-fused (Neutral)	2-14 AWG	2-14 AWG	<b>30-S2222N</b>
2-Pole Breakaway, crimp; non-fused (Neutral)	2-4 AWG	6-8 AWG	<b>30-C2022N</b>
2-Pole Breakaway, crimp; non-fused (Neutral)	2-4 AWG	10-14 AWG	<b>30-C2026N</b>
2-Pole Breakaway, crimp; non-fused (Neutral)	6-8 AWG	6-8 AWG	<b>30-C2222N</b>
2-Pole Breakaway, crimp; non-fused (Neutral)	6-8 AWG	10-14 AWG	<b>30-C2226N</b>
2-Pole Breakaway, crimp; non-fused (Neutral)	10-14 AWG	10-14 AWG	<b>30-C2626N</b>

## 2-Pole Dual Fused




Description	2 Line Side	2 Load Side	Part No.
Dual 2-Pole Breakaway, set screw; fused (both Hot)	2-14 AWG	2-14 AWG	<b>30-S2222D</b>

## 2-Pole Paired



Description	2 Line Side	2 Load Side	Part No.
Paired 2-Pole Breakaway, set screw; one fused (Hot); one non-fused (Neutral)	2-14 AWG	2-14 AWG	<b>30-S2222P</b>


## Y-Tap Dual Fused



Description	2 Line Side	1 Load Side	Part No.
Dual, Y-Tap Breakaway, set screw; fused (both Hot)	2-14 AWG	2-14 AWG	<b>30-S2212D</b>

SLK accepts solid or stranded and copper or aluminum conductors.

## Fuseholders (No Boot Included)



Description	1 Line Side	1 Load Side	Part No.
Fuseholder only, non-breakaway, set screw, fused	2-14 AWG	2-14 AWG	<b>30-HS2</b>
Fuseholder only, non-breakaway, crimp, fused	2-4 AWG	2-4 AWG	<b>30-HC2</b>
Fuseholder only, non-breakaway, crimp, fused	6-14 AWG	6-14 AWG	<b>30-HC6</b>

# Breakaway Streetlight Connector & Splice Insulating Kits



- Safe and easy installation in five minutes or less
- No special equipment necessary - requires only a knife, wire stripper, and a hex tool or crimp tool
- Built-in break-away design eliminates de-energization of complete circuits
- Safely separates upon impact without breaking wires - eliminates potential danger and electrical shock
- Spring-loaded contacts compensate for thermal expansion to maintain integrity of connection (breakaway models)



## Application Guide

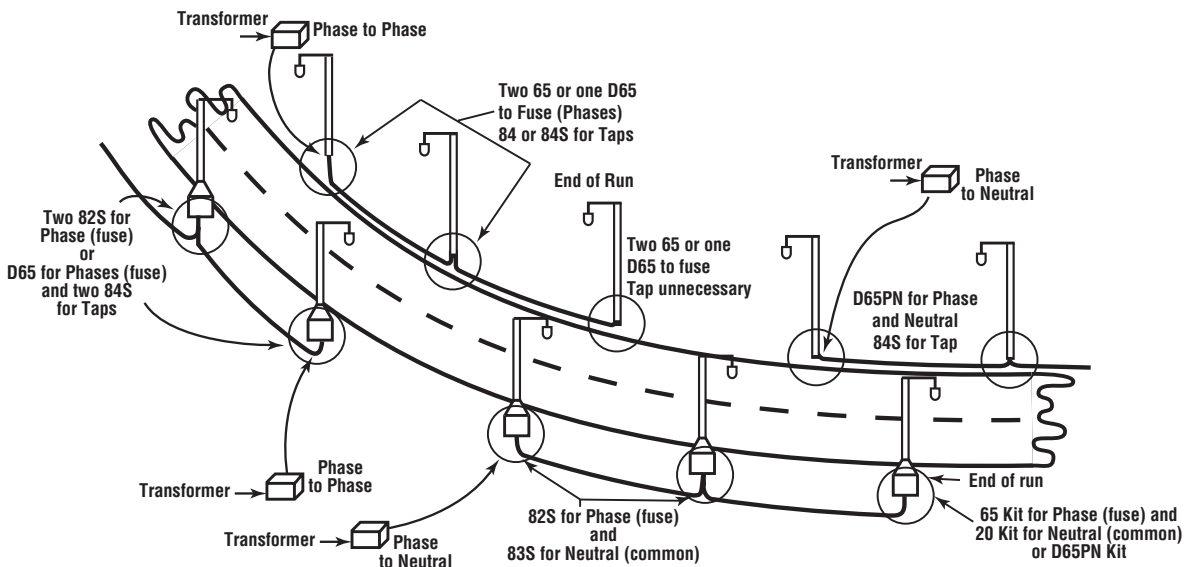
### (Examples of Several Configurations)

#### For Poles with Transformer Bases, Standard Bases and Junction Boxes

Underground Feed Phase to Phase	
Configurations	Comments
D65 dual-in-line for phases and two 84S kits for taps	Recommended configuration
Two 82S Y-Tap Kits for phases and taps	Cost effective
Underground Feed Phase to Neutral	
DP65PN dual-in-line for phase and neutral and two 84S kits for tap	Recommended configuration
One 82S Y-Tap Kit for phase and tap and one 83S Y-Tap Kit for neutral and tap	Cost effective


#### For Lights Mounted to Utility Poles, etc.

Overhead Feed	
Configurations	Comments
Two B-Tap® Insulation Piercing Connectors for phase and/or tap (for insulated conductors only)	Recommended configuration, see B-Tap® Insulation Piercing Connectors on page A-36.




Note: Fused kits require a 13/32 in. x 1-1/2 in. fuse. **DO NOT USE GLASS OR INDICATING TYPES.** Waterproof or direct burial wire is recommended. **THHN is NOT recommended.**

## In-Line Fused (Hot)




Description	1 Line Side	1 Load Side	Part No.
In-Line Breakaway, crimp, fused	12-6 AWG Cu	12-6 AWG Cu	<b>65U</b>
In-Line Breakaway, crimp, fused	4-2 AWG Cu	12-6 AWG Cu	<b>65LC-U</b>
In-Line Breakaway, crimp, fused	4-2 AWG Cu	4-2 AWG Cu	<b>65-LC</b>

## Dual In-Line Fused (Both Hot)




Description	1 Line Side	1 Load Side	Part No.
Dual In-Line Breakaway, crimp, fused	12-6 AWG Cu	12-6 AWG Cu	<b>D65U</b>
Dual In-Line Breakaway, crimp, fused	4-2 AWG Cu	12-6 AWG Cu	<b>D65-LC-U</b>
Dual In-Line Breakaway, crimp, fused	4-2 AWG Cu	4-2 AWG Cu	<b>D65-LC</b>

## In-Line Non-Fused (Neutral)



Description	1 Line Side	1 Load Side	Part No.
In-Line Breakaway, crimp, non-fused	12-6 AWG Cu	12-6 AWG Cu	<b>20U</b>
In-Line Breakaway, crimp, non-fused	4-2 AWG Cu	12-6 AWG Cu	<b>20-LC-U</b>
In-Line Breakaway, crimp, non-fused	4-2 AWG Cu	4-2 AWG Cu	<b>20-LC</b>

## Paired In-Line Non-Fused (One Hot, One Neutral)




Description	1 Line Side	1 Load Side	Part No.
Paired In-Line Breakaway, crimp, non-fused	12-6 AWG Cu	12-6 AWG Cu	<b>D65PN-U</b>
Paired In-Line Breakaway, crimp, non-fused	4-2 AWG Cu	12-6 AWG Cu	<b>D65PN-LC-U</b>
Paired In-Line Breakaway, crimp, non-fused	4-2 AWG Cu	4-2 AWG Cu	<b>D65PN-LC</b>

Stated wire range for crimping stranded conductors. For crimping solid wire: 14-4 AWG, use codes U, 2 AWG use code LC. Note: Fused Kits require a 13/32 in. x 1-1/2 in. fuse. DO NOT USE GLASS OR INDICATING TYPES. Waterproof or direct burial wire is recommended. THHN is NOT recommended. Insulation O.D. range is .120 in. - .430 in.






## Y-Tap Fused (Hot)




Description	2 Line Side Set Screw	1 Load Side Crimp	Part No.
Y-Tap Breakaway, fused	10-2 AWG Cu/Al	12-6 AWG Cu	<b>82S-ADB1-C</b>
Y-Tap Breakaway, fused	10-2 AWG Cu/Al	4-2 AWG Cu	<b>82S-ADB1-LC</b>
Y-Tap Breakaway, fused	10-2 AWG Cu/Al	12-6 AWG Cu	<b>82S-EAFB1-C</b>
Y-Tap Breakaway, fused	10-2 AWG Cu/Al	4-2 AWG Cu	<b>82S-EAFB1-LC</b>

## Y-Splice Kits (Non-Breakaway/No Fuse)



Description	2 Line Side Set Screw	1 Load Side Set Screw	Part No.
Y-Splice Set Screw Tap & Run	10-2 AWG Cu/Al	10-2 AWG Cu/Al	<b>84S-ADB1</b>
Y-Splice Set Screw Tap & Run	10-2 AWG Cu/Al	10-2 AWG Cu/Al	<b>84S-EAFB1</b>

## Y-Tap Non-Fused (Neutral)



Description	2 Line Side Set Screw	1 Load Side Crimp	Part No.
Y-Tap Breakaway, non-fused	10-2 AWG Cu/Al	12-6 AWG Cu	<b>83S-ADB1-C</b>
Y-Tap Breakaway, non-fused	10-2 AWG Cu/Al	4-2 AWG Cu	<b>83S-ADB1-LC</b>
Y-Tap Breakaway, non-fused	10-2 AWG Cu/Al	12-6 AWG Cu	<b>83S-EAFB1-C</b>
Y-Tap Breakaway, non-fused	10-2 AWG Cu/Al	4-2 AWG Cu	<b>83S-EAFB1-LC</b>



### Example:

A Y-Tap Kit with set screws for a 2 AWG phase line side conductor with a diameter of .472 in. and a 10 AWG copper load side conductor is ordered as an 82S-EAFB1-C

For Insulation O.D. range .120 in. - .430 in. use ADB1. For Insulation O.D. range .420 in. - .785 in. use EAFB1

Stated wire range for crimping stranded conductors. For crimping solid wire: 14-4 AWG, use codes U, 2 AWG use code LC. Note: Fused Kits require a 13/32 in. x 1-1/2 in. fuse. DO NOT USE GLASS OR INDICATING TYPES. Waterproof or direct burial wire is recommended. THHN is NOT recommended.



# ELECTRICAL CRIMP TERMINALS

The complete line of IDEAL crimp terminals, disconnects and splices offer the right product for any electrical system that might be encountered. From rings and spades to insulated disconnects, there's a product for any wire range. All insulated terminals are color-coded for easy identification and come in durable plastic packaging for easy storage.

- Butted seam-construction prevents splitting under maximum pressure
- Internal barrel serrations grip wires tightly to resist pull-out and reduce electrical resistance
- Tin-plated brass construction for corrosion resistance
- Shouldered barrel insulation quickly positions terminal for proper crimping
- Expanded insulation entry accommodates a wide variety of insulation diameters and provides additional insulation support

## Rings & Forks



## Disconnects






## Splices



**Durable plastic package  
for easy storage.**

## Ring Terminals

### Vinyl Insulated Ring Terminals

Wire Range	Stud Size (in.)	Max. Wire Ins. Dia.	Qty.	Part No.	Qty.	Part No.
22 - 18 AWG (0,5 - 1,0mm <sup>2</sup> ) 	6 (3,7mm)	0,157 (4,0mm)	25	<b>83-2121</b>	—	—
	8 (4,3mm)		25	<b>83-2131</b>	—	—
	10 (5,3mm)		25	<b>83-2141</b>	—	—
	1/4 (6,4mm)		25	<b>83-2151</b>	—	—
16 - 14 AWG (1,5 - 2,5mm <sup>2</sup> ) 	6 (3,7mm)	0,177 (4,5mm)	25	<b>83-2221</b>	—	—
	8 (4,3mm)		25	<b>83-2231</b>	—	—
	10 (5,3mm)		25	<b>83-2241</b>	1,000	<b>84-2241</b>
	1/4 (6,4mm)		25	<b>83-2251</b>	—	—
12 - 10 AWG (4,0 - 6,0mm <sup>2</sup> ) 	8 (4,3mm)	0,248 (6,3mm)	25	<b>83-2331</b>	—	—
	10 (5,3mm)		25	<b>83-2341</b>	1,000	<b>84-2341</b>
	1/4 (6,4mm)		25	<b>83-2351</b>	—	—
	5/16 (8,4mm)		25	<b>83-2361</b>	—	—
	3/8 (10,5mm)		25	<b>83-2371</b>	—	—

75°C/600 Volts max.

### Non-Insulated Ring Terminals






Wire Range	Stud Size (in.)	Qty.	Part No.	Qty.	Part No.
22 - 18 AWG (0,5 - 1,0mm <sup>2</sup> )	8 (4,3mm)	25	<b>83-0131</b>	—	—
	10 (5,3mm)	25	<b>83-0141</b>	—	—
16 - 14 AWG (1,5 - 2,5mm <sup>2</sup> )	6 (3,7mm)	25	<b>83-0221</b>	—	—
	8 (4,3mm)	25	<b>83-0231</b>	—	—
12 - 10 AWG (4,0 - 6,0mm <sup>2</sup> )	10 (5,3mm)	25	<b>83-0241</b>	1,000	<b>84-0241</b>
	8 (4,3mm)	25	<b>83-0331</b>	—	—
8 AWG (8,0mm <sup>2</sup> )	10 (5,3mm)	25	<b>83-0341</b>	1,000	<b>84-0341</b>
	1/4 (6,4mm)	25	<b>83-0351</b>	—	—
	5/16 (8,4mm)	25	<b>83-0421</b>	500	<b>84-0421</b>
	3/8 (10,5mm)	25	<b>83-0431</b>	—	—
6 AWG (14,0mm <sup>2</sup> )	1/4 (6,4mm)	25	<b>83-0441</b>	—	—
	3/8 (10,5mm)	25	<b>83-0451</b>	—	—
	5/16 (8,4mm)	20	<b>83-0511</b>	—	—
4 AWG (22,0mm <sup>2</sup> )	1/4 (6,4mm)	20	<b>83-0521</b>	—	—
	3/8 (10,5mm)	20	<b>83-0531</b>	—	—
	5/16 (8,4mm)	20	<b>83-0541</b>	—	—
	1/4 (6,4mm)	20	<b>83-0611</b>	—	—
	3/8 (10,5mm)	20	<b>83-0621</b>	—	—
	3/8 (10,5mm)	20	<b>83-0631</b>	—	—

105°C/600 Volts max.



## Spade Terminals




### Vinyl Insulated Spade Terminals

Wire Range	Stud Size (in.)	Max. Wire Ins. Dia.	Qty.	Part No.	Qty.	Part No.
22 - 18 AWG (0,5 - 1,0mm <sup>2</sup> ) 	6 (3,7mm)	0,157 (4,0mm)	25	<b>83-7111</b>	1,000	<b>84-7111</b>
	8 (4,3mm)		25	<b>83-7121</b>	—	—
	10 (5,3mm)		25	<b>83-7131</b>	—	—
16 - 14 AWG (1,5 - 2,5mm <sup>2</sup> ) 	6 (3,7mm)	0,177 (4,5mm)	25	<b>83-7151</b>	—	—
	8 (4,3mm)		25	<b>83-7161</b>	1,000	<b>84-7161</b>
	10 (5,3mm)		25	<b>83-7171</b>	1,000	<b>84-7171</b>
12 - 10 AWG (4,0 - 6,0mm <sup>2</sup> ) 	6 (3,7mm)	0,248 (6,3mm)	25	<b>83-7201</b>	—	—
	8 (4,3mm)		25	<b>83-7211</b>	—	—
	10 (5,3mm)		25	<b>83-7221</b>	—	—
	1/4 (6,4mm)		25	<b>83-7231</b>	—	—

75°C/600 Volts max.



### Vinyl Insulated Snap Spade Terminals

Wire Range	Stud Size (in.)	Max. Wire Ins. Dia.	Qty.	Part No.
22 - 18 AWG (0,5 - 1,0mm <sup>2</sup> ) 	6 (3,7mm)	0,134 (4,0mm)	25	<b>83-7011</b>
	8 (4,3mm)		25	<b>83-7021</b>
	10 (5,3mm)		25	<b>83-7031</b>
16 - 14 AWG (1,5 - 2,5mm <sup>2</sup> ) 	6 (3,7mm)	0,161 (4,5mm)	25	<b>83-7051</b>
	8 (4,3mm)		25	<b>83-7061</b>
	10 (5,3mm)		25	<b>83-7071</b>
12 - 10 AWG (4,0 - 6,0mm <sup>2</sup> ) 	8 (4,3mm)	0,248 (6,0mm)	25	<b>83-7081</b>
	10 (5,3mm)		25	<b>83-7091</b>
	1/4 (6,4mm)		25	<b>83-7101</b>

75°C/600 Volts max.



### Non-Insulated Spade Terminals



Wire Range	Stud Size (in.)	Max. Wire Ins. Dia.	Qty.	Part No.	Qty.	Part No.
22 - 18 AWG (0,5 - 1,0mm <sup>2</sup> )	6 (3,7mm)	0,157 (4,0mm)	25	<b>83-6111</b>	—	—
	8 (4,3mm)		25	<b>83-6121</b>	—	—
	10 (5,3mm)		25	<b>83-6131</b>	—	—
16 - 14 AWG (1,5 - 2,5mm <sup>2</sup> )	8 (4,3mm)	0,177 (4,5mm)	25	<b>83-6161</b>	—	—
	10 (5,3mm)		25	<b>83-6171</b>	1,000	<b>84-6171</b>
12 - 10 AWG (4,0 - 6,0mm <sup>2</sup> )	8 (4,3mm)	0,248 (6,3mm)	25	<b>83-6211</b>	—	—
	10 (5,3mm)		25	<b>83-6221</b>	—	—
	1/4 (6,4mm)		25	<b>83-6231</b>	—	—

105°C/600 Volts max.



## Disconnects

### Vinyl Insulated Female Disconnects

Wire Range	Tab Size	Max. Wire Ins. Dia.	Qty.	Part No.	Qty.	Part No.
22 - 18 AWG (0.5 - 1.0mm <sup>2</sup> )	.110 x .020 (2.8mm x 0.5mm)	0.150 (3.8mm)	25	<b>83-9511</b>	-	-
	.187 x .020 (4.75mm x 0.5mm)		25	<b>83-9541</b>	-	-
	.250 x .032 (6.35mm x 0.8mm)		25	<b>83-9571</b>	-	-
16 - 14 AWG (1.5 - 2.5mm <sup>2</sup> )	.110 x .020 (2.8mm x 0.5mm)	0.185 (4.7mm)	25	<b>83-9521</b>	-	-
	.187 x .020 (4.75mm x 0.5mm)		25	<b>83-9551</b>	-	-
	.250 x .032 (6.35mm x 0.8mm)		25	<b>83-9581</b>	500	<b>84-9581</b>
14 - 12 AWG (2.5mm - 4.0mm <sup>2</sup> )	.250 x .032 (6.35mm x 0.8mm)	0.244 (6.2mm)	25	<b>83-9591</b>	-	-
12 - 10 AWG (4.0 - 6.0mm <sup>2</sup> )	.250 x .032 (6.35mm x 0.8mm)	0.244 (6.2mm)	25	<b>83-9601</b>	500	<b>84-9601</b>

75°C/600 Volts max.



### Vinyl Insulated Male Disconnects

Wire Range	Tab Size	Max. Wire Ins. Dia.	Qty.	Part No.
22 - 18 AWG (0.5 - 1.0mm <sup>2</sup> )	.250 x .032 (6.35mm x 0.8mm)	0.150 (3.8mm)	25	<b>83-9971</b>
16 - 14 AWG (1.5 - 2.5mm <sup>2</sup> )	.250 x .032 (6.35mm x 0.8mm)	0.185 (4.7mm)	25	<b>83-9981</b>
12 - 10 AWG (4.0 - 6.0mm <sup>2</sup> )	.250 x .032 (6.35mm x 0.8mm)	0.244 (6.2mm)	25	<b>83-9991</b>

75°C/300 Volts max.



### Non-Insulated Female Disconnects

Wire Range	Tab Size	Qty.	Part No.
22 - 18 AWG (0.5 - 1.0mm <sup>2</sup> )	.110 x .020 (2.8mm x 0.5mm)	25	<b>83-9411</b>
16 - 14 AWG (1.5 - 2.5mm <sup>2</sup> )	.110 x .020 (2.8mm x 0.5mm)	25	<b>83-9421</b>
22 - 18 AWG (0.5 - 1.0mm <sup>2</sup> )	.187 x .020 (4.75mm x 0.5mm)	25	<b>83-9441</b>
16 - 14 AWG (1.5 - 2.5mm <sup>2</sup> )	.187 x .020 (4.75mm x 0.5mm)	25	<b>83-9451</b>
22 - 18 AWG (0.5 - 1.0mm <sup>2</sup> )	.250 x .032 (6.35mm x 0.8mm)	25	<b>83-9471</b>
16 - 14 AWG (1.5 - 2.5mm <sup>2</sup> )	.250 x .032 (6.35mm x 0.8mm)	25	<b>83-9481</b>
12 - 10 AWG (4.0 - 6.0mm <sup>2</sup> )	.250 x .032 (6.35mm x 0.8mm)	25	<b>83-9501</b>

105° C/300 Volts max. Not UL Listed.

### Nylon Fully-Insulated Female Disconnects

Wire Range	Tab Size	Max. Wire Ins. Dia.	Qty.	Part No.	Qty.	Part No.
22 - 18 AWG (0.5 - 1.0mm <sup>2</sup> )	.250 x .032 (6.35mm x 0.8mm)	0.150 (3.8mm)	25	<b>83-9771</b>	1,000	<b>84-9771</b>
16 - 14 AWG (1.5 - 2.5mm <sup>2</sup> )	.250 x .032 (6.35mm x 0.8mm)	0.185 (4.7mm)	25	<b>83-9781</b>	1,000	<b>84-9781</b>
12 - 10 AWG (4.0 - 6.0mm <sup>2</sup> )	.250 x .032 (6.35mm x 0.8mm)	0.244 (6.2mm)	25	<b>83-9791</b>	500	<b>84-9791</b>

105° C/300 Volts max.



### Nylon Fully Insulated Male Disconnects

Wire Range	Tab Size	Max. Wire Ins. Dia.	Qty.	Part No.	Qty.	Part No.
22 - 18 AWG (0.5 - 1.0mm <sup>2</sup> )	.250 x .032 (6.35mm x 0.8mm)	0.150 (3.8mm)	25	<b>83-9911</b>	500	<b>84-9911</b>
16 - 14 AWG (1.5 - 2.5mm <sup>2</sup> )	.250 x .032 (6.35mm x 0.8mm)	0.185 (4.7mm)	25	<b>83-9921</b>	500	<b>84-9921</b>
12 - 10 AWG (4.0 - 6.0mm <sup>2</sup> )	.250 x .032 (6.35mm x 0.8mm)	0.244 (6.2mm)	25	<b>83-9931</b>	500	<b>84-9931</b>

105° C/300 Volts max.



### Vinyl Insulated Multi-Stack Disconnects

Wire Range	Tab Size	Max. Wire Ins. Dia.	Qty.	Part No.
22 - 18 AWG (0.5 - 1.0mm <sup>2</sup> )	.250 x .032 (6.35mm x 0.8mm)	0.150 (3.8mm)	25	<b>83-9611</b>
16 - 14 AWG (1.5 - 2.5mm <sup>2</sup> )	.250 x .032 (6.35mm x 0.8mm)	0.185 (4.7mm)	25	<b>83-9621</b>
12 - 10 AWG (4.0 - 6.0mm <sup>2</sup> )	.250 x .032 (6.35mm x 0.8mm)	0.244 (6.2mm)	25	<b>83-9631</b>



75°C/300 Volts max.





## Disconnects



### Vinyl Insulated Bullet Disconnects

Wire Range	Max. Wire Ins. Dia.	Qty.	Part No.
22 - 18 AWG (0,5mm - 1,0mm <sup>2</sup> ) 	0.150 (3,8mm)	25	<b>83-8001</b>
16 - 14 AWG (1,5 - 2,5mm <sup>2</sup> ) 	0.185 (4,7mm)	25	<b>83-8011</b>

75°C/300 Volts max.




### Vinyl Fully-Insulated Receptacles

Wire Range	Max. Wire Ins. Dia.	Qty.	Part No.
22 - 18 AWG (0,5mm - 1,0mm <sup>2</sup> ) 	0.150 (3,8mm)	25	<b>83-8101</b>
16 - 14 AWG (1,5 - 2,5mm <sup>2</sup> ) 	0.185 (4,7mm)	25	<b>83-8111</b>

75°C/300 Volts max.



### Non-Insulated Flag Female Disconnects

Wire Range	Tab Size	Qty.	Part No.	Qty.	Part No.
16 - 14 AWG (1,5 - 2,5mm <sup>2</sup> ) 	0.250 x .032 (6,35mm x 0,8mm)	25	<b>83-9401</b>	500	<b>84-9401</b>

105°C/300 Volts max. Not UL Listed.




### Adapter - Male to Female (2-1)

Tab Size	Qty.	Part No.
0.250 x .032 (6,35mm x 0,8mm) 	25	<b>83-9801</b>

105°C/300 Volts max. Not UL Listed.

## Splices

### Tap Splices




Wire Range	Color	Qty.	Part No.	Qty.	Part No.
22 - 18 AWG (0,5 - 1,0mm <sup>2</sup> ) 	Red	25	<b>83-3261</b>	250	<b>84-3261</b>
16 - 14 AWG (1,5 - 2,5mm <sup>2</sup> ) 	Blue	25	<b>83-3271</b>	—	—
12 - 10 AWG (4,0 - 6,0mm <sup>2</sup> ) 	Yellow	25	<b>83-3281</b>	—	—

75°C/600 Volts max.



## Splices

### Vinyl Insulated Butt Splices

Wire Range	Max. Wire Ins. Dia.	Qty.	Part No.	Qty.	Part No.
22 - 18 AWG (0,5 - 1,0mm <sup>2</sup> ) 	0.157 (4,0mm)	25	<b>83-9281</b>	1,000	<b>84-9281</b>
16 - 14 AWG (1,5 - 2,5mm <sup>2</sup> ) 	0.177 (4,5mm)	25	<b>83-9291</b>	1,000	<b>84-9291</b>
12 - 10 AWG (4,0 - 6,0mm <sup>2</sup> ) 	0.248 (6,3mm)	25	<b>83-9301</b>	500	<b>84-9301</b>

75°C/600 Volts max.






### Non-Insulated Butt Splices



Wire Range	Qty.	Part No.	Qty.	Part No.
22 - 18 AWG (0,5 - 1,0mm <sup>2</sup> )	25	<b>83-9001</b>	—	—
16 - 14 AWG (1,5 - 2,5mm <sup>2</sup> )	25	<b>83-9011</b>	—	—
12 - 10 AWG (4,0 - 6,0mm <sup>2</sup> )	25	<b>83-9021</b>	500	<b>84-9021</b>
8 AWG (8,0mm <sup>2</sup> )	25	<b>83-9031</b>	250	<b>84-9031</b>
6 AWG (14,0mm <sup>2</sup> )	20	<b>83-9041</b>	—	—
4 AWG (22,0mm <sup>2</sup> )	20	<b>83-9051</b>	—	—

105°C/600 Volts max. Not UL Listed.

### Vinyl Insulated Parallel Splices

Wire Range	Max. Wire Ins. Dia.	Qty.	Part No.
20 AWG (0,5mm <sup>2</sup> ) 	0.157 (4,0mm)	25	<b>83-9351</b>
16 AWG (1,5mm <sup>2</sup> ) 	0.177 (4,5mm)	25	<b>83-9361</b>
14 AWG (2,5mm <sup>2</sup> ) 	0.248 (6,3mm)	25	<b>83-9371</b>

75°C/600 Volts max.



### Non-Insulated Parallel Splices



Wire Range	Qty.	Part No.	Qty.	Part No.
20 AWG (0,5 - 1,0mm <sup>2</sup> )	25	<b>83-9071</b>	—	—
16 AWG (1,5 - 2,5mm <sup>2</sup> )	25	<b>83-9081</b>	1,000	<b>84-9081</b>
14 AWG (4,0 - 6,0mm <sup>2</sup> )	25	<b>83-9091</b>	1,000	<b>84-9091</b>

105°C/600 Volts max. Not UL Listed.

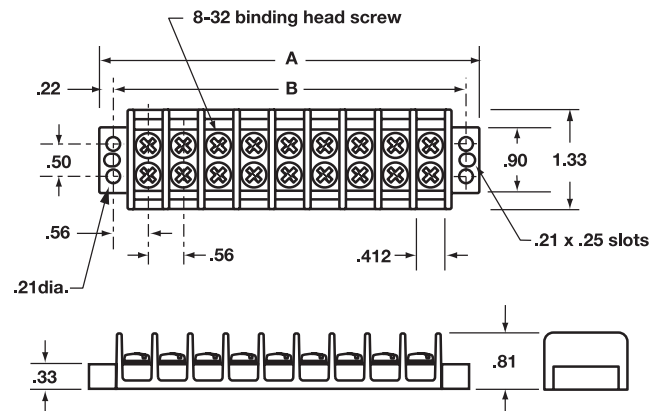
# TERMINAL STRIPS

IDEAL® Terminal and Barrier Strips are designed and manufactured to be rugged, reliable and easy to use. A thermoplastic base and corrosion-resistant screws and hardware provide extended service life. Optional accessories provide convenient, versatile application. Available in a wide variety of circuit configurations, electrical ratings and center-spacing, there is an IDEAL® terminal strip for virtually every job.

- Heavy-duty, corrosion-resistant screws, surface plates and optional hardware
- Accessory hardware provides a variety of termination options
- Rugged polyester thermoplastic base (UL Rated 94V-0)
- Operating temperature rated from 130°C (260°F) to -40°C (-40°F)
- UL Recognized (E82048) and CSA Certified (LR15364)

## 89-200 Series Terminal Strips

- .562 in. (14.28mm) center spacing
- Accepts wire sizes from 10 through 22 AWG Cu
- #8-32 Philslot, zinc-plated steel terminal screws
- Recommended torque: 16 in. - lb.

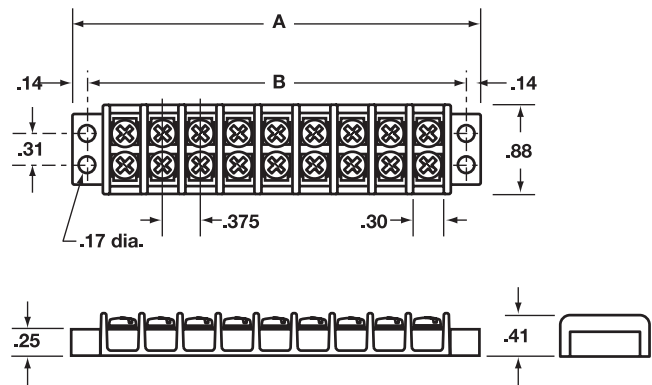


No. of Poles	Dimensions (Inches)		Part No.
	A	B	
2	2.13	1.69	<b>89-202</b>
3	2.69	2.25	<b>89-203</b>
4	3.25	2.81	<b>89-204</b>
6	4.37	3.94	<b>89-206</b>
8	5.50	5.06	<b>89-208</b>
10	6.62	6.19	<b>89-210</b>
12	7.75	7.31	<b>89-212</b>

Ratings: 30A/600V UL Listed, CSA Certified (30A/250V when used with optional quick connects).

## 89-300 Series Terminal Strips

- .375 in. (9.52mm) center spacing
- Accepts wire sizes from 14 through 22 AWG Cu
- #6-32 Philslot, zinc-plated steel terminal screws
- Recommended torque: 9 in. - lb.

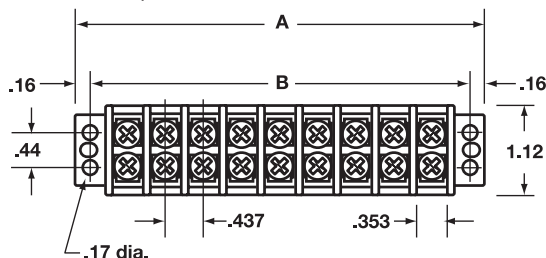


No. of Poles	Dimensions (Inches)		Part No.
	A	B	
2	1.40	1.12	<b>89-302</b>
4	2.16	1.88	<b>89-304</b>
6	2.90	2.62	<b>89-306</b>
8	3.66	3.38	<b>89-308</b>
10	4.40	4.12	<b>89-310</b>
12	5.16	4.88	<b>89-312</b>

Ratings: 30A/300V UL Listed, 20A/150V CSA Certified (15A/125V when used with optional quick connects).

## 89-400 Series Terminal Strips

- .437 in. (11.10mm) center spacing
- Accepts wire sizes from 12 through 22 AWG Cu
- #6-32 Phlslot, zinc-plated steel terminal screws
- Recommended torque: 9 in. - lb.



No. of Poles	Dimensions (Inches)		Part No.
	A	B	
2	1.63	1.31	<b>89-402</b>
4	2.51	2.18	<b>89-404</b>
6	3.38	3.06	<b>89-406</b>
8	4.25	3.93	<b>89-408</b>
10	5.13	4.81	<b>89-410</b>
12	6.00	5.68	<b>89-412</b>

Ratings: 30A/300V UL Listed, CSA Certified.

## Jumpers



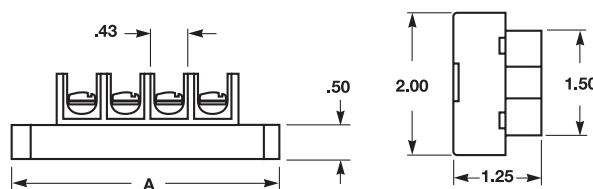
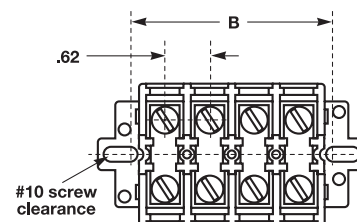
- Provides easy connection of multiple circuits

For use w/ Terminal Strip Series	Center Spacing (in.)	Qty.	Flat Slip-on Part No.	Over Barrier Slip-on Part No.	Flat 12-Circuit Part No.
89-200	.562	10	<b>89-229</b>	<b>89-224</b>	—
		100	<b>89-230</b>	—	—
89-300	.375	10	<b>89-323</b>	<b>89-324</b>	—
		100	<b>89-330</b>	—	—
89-400	.437	10	<b>89-423</b>	<b>89-424</b>	—
		100	<b>89-430</b>	—	—
89-500	.625	2	—	—	<b>89-525</b>

## 89-500 Series Terminal Strips



- Available in standard or shorting block styles
- .625 in. (15.88mm) center spacing
- Accepts wire sizes from 6 through 22 AWG Cu
- #10-32 Phlslot, nickel-plated brass terminal screws
- Recommended torque: 20 in. - lb.



No. of Poles	Dimensions (Inches)		Standard Block Part No.	Shorting Block Part No.
	A	B		
4	3.75	2.87	<b>89-504</b>	<b>89-505</b>
6	5.00	4.12	<b>89-506</b>	<b>89-507</b>
8	6.25	5.37	<b>89-508</b>	<b>89-509</b>
12	8.75	7.87	<b>89-512</b>	<b>89-513</b>

Ratings: 60A/600V UL Listed, CSA Certified (Max. rating achieved with #6 AWG Cu wire crimped to ring terminals)

## Quick Connects

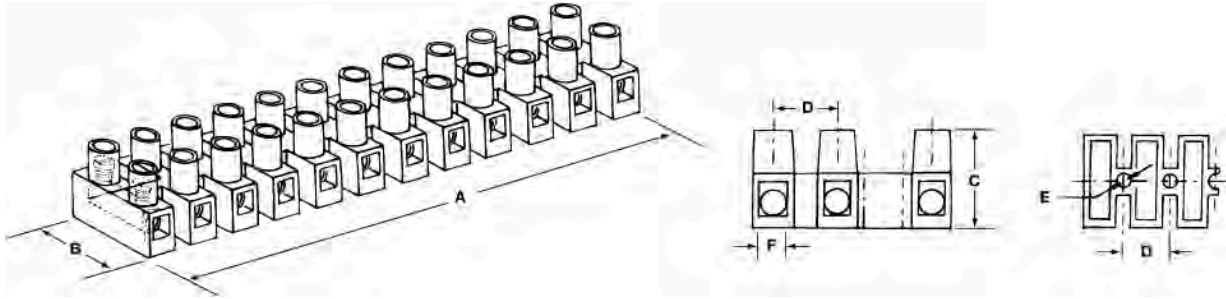



- Allows fast, flexible circuit changes

For use w/ Terminal Strip Series	Tab Size (in.)	Qty.	Flat-None Part No.	Flat-Flat Part No.
89-300	.187 x .020	10	<b>89-314</b>	<b>89-317</b>
89-200 & 89-400	.250 x .031	10	<b>89-414</b>	<b>89-417</b>

# BARRIER STRIPS

- Recessed screws and tubular contacts provide added safety and help prevent short circuits
- Tubular contacts connect stripped, un-terminated solid or stranded wire directly to each contact
- Integrated wire protectors prevent twisting and breakage of stranded wire during connection
- Modular 12-circuit design can be cut into smaller sections, or stacked end-to-end
- Rugged nylon construction, UL 94V2
- Operating temperature rated to 105°C (221°F)



Electrical Ratings	Wire Range	No. of Circuits	Torque in.- lb.	Dimensions (Inches)						Part No.
				A	B	C	D	E	F*	
20A/300V UL 20A/600V CSA	22 - 12 AWG	12	3.5	3.787	0.669	0.570	0.315	0.114	0.110	<b>89-608</b>
30A/300V UL 30A/600V CSA	22 - 10 AWG 22 - 12 AWG	12	4.4	4.626	0.795	0.670	0.394	0.142	0.134	<b>89-610</b>
35A/300V UL/CUL	22 - 10 AWG	12	7.0	5.540	0.937	0.748	0.472	0.154	0.154	<b>89-612</b>
50A/300V UL/CUL	20 - 8 AWG	12	12.0	6.220	1.008	0.992	0.531	0.173	0.189	<b>89-614</b>

\*Plus or minus .004 in.





# INSULATION CONNECTORS

## B-TAP® Insulation Piercing Connectors

Safe, dependable and easy. The Buchanan B-TAP® Insulation Piercing Connector offers a breakaway torque nut that guarantees a perfect connection every time, no more guesswork. It simply snaps off when UL torque requirements are met. The grease-filled rubber end caps provide superior water and corrosion resistance, while the insulation-piercing design eliminates downtime and power interruptions.

That translates into a 60% installed cost savings compared to split bolts. Installation is easy; all you need is a standard socket or wrench. B-TAP® Connectors can be safely installed on energized systems, eliminating power interruptions and downtime.

B-TAP® Connectors...EASY AS 1, 2, 3.

1. Select proper B-TAP® connector.
2. Position cables. No need to turn off power.
3. Tighten breakaway torque nut with a standard socket or wrench.

To determine the most appropriate B-TAP® connector for a specific main and tap combination, see chart.



### Wire Range Chart

Part No.	Wire Size																	
	14	12	10	8	6	4	3	2	1	1/0	2/0	3/0	4/0	250	300	350	400	500
BTC1/0-10	Main: 1/0 - 8																	
	Tap: 2 - 10																	
BTC2/0-14	Main: 2/0 - 4																	
	Tap: 10 - 14																	
BTC4/0-10	Main: 4/0 - 3																	
	Tap: 2 - 10																	
BTC250-6	Main: 250 - 4																	
	Tap: 4/0 - 6																	
BTC350-1/0	Main: 350 - 1/0																	
	Tap: 350 - 1/0																	
BTC500-4	Main: 500 - 2/0																	
	Tap: 4/0 - 4																	
BTC500-1/0	Main: 500 - 4/0																	
	Tap: 350 - 1/0																	
BTC500-14	Main: 750 - 3/0																	
	Tap: 10 - 14																	
BTC750-250	Main: 750 - 250																	
	Tap: 500 - 250																	

Full-line is 600V dual-rated, 194°F (90°C)

Conductor Range		Voltage Rating	Socket Size (Inches)	Torque (In. Lbs.)	No. of Bolts	Part No.
Run	Tap					
1/0-8	2-10 <sup>1</sup>	600V	1/2	80	1	<b>BTC1/0-10</b>
2/0-4	10-14 <sup>2</sup>	600V	1/2	80	1	<b>BTC2/0-14</b>
4/0-3	2-10 <sup>3</sup>	600V	1/2	125	1	<b>BTC4/0-10</b>
250-4	4/0-6	600V	1/2	160	1	<b>BTC250-6</b>
350-1/0	350-1/0	600V	5/8	330	2	<b>BTC350-1/0</b>
500-2/0	4/0-4	600V	5/8	330	2	<b>BTC500-4</b>
500-4/0	350-1/0	600V	5/8	330	2	<b>BTC500-1/0</b>
750-3/0	10-14 <sup>4</sup>	600V	1/2	80	1	<b>BTC500-14</b>
750-250	500-250	600V	5/8	330	2	<b>BTC750-250</b>

<sup>1</sup> Tap #2 - #10 Cu solid/stranded; #2 - #10 Al stranded

<sup>2</sup> Tap #10 - #14 Cu solid/stranded; #10 - #14 Al stranded

<sup>3</sup> Tap #2 - #10 Cu solid/stranded; #2 - #8 Al stranded

<sup>4</sup> Tap #10 - #14 Cu solid/stranded; #10 - #12 Al stranded



# TOOLS & SUPPLIES

## PROFESSIONAL QUALITY, INNOVATIVE SOLUTIONS

When it comes to quality, performance, and durability, IDEAL is the professional choice for hand tools, fish tapes, benders, lubricants, power tool accessories, electrical supplies, and much more. Electricians know what it takes to on the job in today's world and IDEAL tools & supplies fulfill their needs through performance and innovation. With a full line of professional grade tools and supplies, IDEAL supports electrician's and contractor's needs. Continuing to evolve and investing in manufacturing and engineering, IDEAL has been providing professional grade tools and supplies since 1916.

### WIRE FISHING

Fish Tapes.....	B-4
Fishing Poles.....	B-7
Wire Pulling Lubricants .....	B-9
Pulling Supplies.....	B-12

### HAND TOOLS

Conduit Benders.....	B-15
Wire Strippers.....	B-17
Wire Cutters.....	B-19
Pliers.....	B-22
Saws.....	B-24
Knives.....	B-25
Levels.....	B-25
Crimp Tools .....	B-26
Cable Cutters.....	B-27
Multi-Bit Screwdrivers .....	B-30
Twist-a-Nut™ Screwdrivers/ Nut Drivers .....	B-31
Cushioned-Grip Screwdrivers .....	B-33
Nut Drivers.....	B-36
Industrial Bits.....	B-39
Insulated Tools .....	B-42
Tool Carriers/Pouches .....	B-48
Tool Kits .....	B-53

### POWER TOOL ACCESSORIES

Carbide Cutters.....	B-59
Step Bits .....	B-61
Drill Taps .....	B-62
Hole Saws.....	B-63

### POWER TOOL ACCESSORIES

Auger Bits.....	B-66
Recip Blades.....	B-67
Flex Bits / Spade Bits .....	B-69

### ELECTRICAL TAPE / SEALANT

Electrical Tapes.....	B-71
Specialty Tapes .....	B-72
Insulating Wraps .....	B-74
Underground Tapes.....	B-75
Barricade Tapes.....	B-76
Duct Seal.....	B-76

### WIRE MANAGEMENT

Cable Ties .....	B-78
Cable Tie Tools.....	B-83
Wire Markers.....	B-84
Staples.....	B-85
Switches.....	B-87

### HEAT SHRINK

Thermo-Shrink® Heat Shrink .....	B-90
----------------------------------	------

### LOCKOUT/TAGOUT

Kits.....	B-95
Lockouts.....	B-100
Padlocks.....	B-103
Tags .....	B-103
Signs.....	B-104
Conduit Markers.....	B-104



PLIERS  
Page B-21

THE ELECTRICIAN'S  
**CHAMPION**™ 

# WIRE FISHING

## Type

### Blued-Steel™



- Laser etched in 12 in. increments to provide instant conduit length
- Stiffer for long runs
- Highest grade carbon steel
- Tensile strength 1,600 lbs.

### Stainless Steel



- Laser etched in 12 in. increments to provide instant conduit length
- Tensile strength 1,600 lbs.

### S-Class®




- Non-conductive fiberglass tape for use around live circuits
- Omni-directional pushing
- 3 tip choices - leader, metal eyelet and non-conductive eyelet
- Pulling strength 500 lbs.

### Volt-Guard



- Non-conductive tape for use around live circuits
- Pulling strength 350 lbs.

### Zoom™



- 19 strands of stainless steel
- Ultra hard nylon jacket adds slipperiness, protects cables and user's hands
- Pulling strength 1,000 lbs.

### Gold-Fish®



- Brass-plated coiled steel
- Kink proof
- Tensile strength 700 lbs.

## Cases

### Tuff-Grip™ Pro

- Durable case takes up to 20 ft. drop without breaking
- Full-perimeter handle band helps keep dirt and moisture out
- Superior pull-out and rewind characteristics




### Rapid-Pak®

- Inner rotating reel with winding knob for increased labor savings
- Funneled tape opening reduces kinking and tape breakage
- Reversible, hinged knob for right or left handed rewinds



### Thumb Winder™

- Convenient 7 in. size for easy tool bag storage
- Durable impact resistant ABS case
- Easy-to-use thumb-operated rewind



### ⚠ WARNING

Always use approved safety glasses when using this product. Do not use near energized equipment. Electrical shock may occur. Make sure all power is off. Do not use pliers or other tools that may kink, damage, or weaken any round fish tapes such as S-Class®, Nylon or Zoom™. Use only a fish tape puller designed for this purpose. While fish tapes made of fiberglass, nylon or other composite materials are non-conductive, they may have a metal eyelet that is conductive and could be grounded against conduit. Do not use on live electrical circuits. Do not attempt to use fish tape that is fractured or has multiple ends. Keep the fish tape wound in the reel to prevent damage to the tape. Use this product in a safe work position to prevent loss of balance. Never remove the screws from case while fish tape is coiled inside the reel. Failure to follow instructions may result in severe bodily harm or damage to property.

The Fish Tape square inlay with notched corner combined with an ergonomic handle is a registered trademark of IDEAL INDUSTRIES, INC. Reg. U.S. Pat. & Tm. Off.

The blue color of the Fish Tape products is a registered trademark of IDEAL INDUSTRIES, INC. Reg. U.S. Pat. & Tm. Off.



## Blued-Steel™ Fish Tapes

- Laser etched in 12 in. increments to provide instant conduit length
- High column strength for longer runs
- Non-oily finish resists rust



Length (ft.)	Width & Thickness	Case Diameter	End Type	Tuff-Grip™ Pro	Thumb-Winder™	Replacement Tapes (No Case)
25	1/8 in. x .045 in.	7 in.	Formed hook	-	<b>31-012</b>	-
50	1/8 in. x .045 in.	7 in.	Formed hook	-	<b>31-010</b>	-
50	1/8 in. x .060 in.	9 in.	Formed hook	<b>31-033</b>	-	<b>31-004</b>
60	1/8 in. x .060 in.	12 in.	Formed hook	<b>31-055</b>	-	<b>31-035</b>
120	1/8 in. x .060 in.	12 in.	Formed hook	<b>31-056</b>	-	<b>31-036</b>
240	1/8 in. x .060 in.	12 in.	Formed hook	<b>31-057</b>	-	<b>31-038</b>
50	1/4 in. x .060 in.	12 in.	Formed hook	<b>31-059</b>	-	<b>31-051</b>
100	1/4 in. x .060 in.	12 in.	Formed hook	<b>31-058</b>	-	<b>31-050</b>
200	1/4 in. x .060 in.	None	Formed hook	-	-	<b>31-052</b>
400	1/4 in. x .060 in.	None	Formed hook	-	-	<b>31-2128</b>
-	1/4 in. x .060 in.	None	Formed hook	-	-	<b>31-2982*</b>

\*Bulk roll 750 lbs. (approximately 12,000 ft.)

## Stainless Steel Fish Tapes

- Laser etched in 12 in. increments to provide instant conduit length
- Tape will not rust or corrode in humid environments
- Stainless steel design provides a smooth pay-out



Length (ft.)	Width & Thickness	Case Diameter	End Type	Tuff-Grip™ Pro	Replacement Tape (No Case)
120	1/8 in. x .060 in.	12 in.	Formed hook	<b>31-066</b>	-
240	1/8 in. x .060 in.	12 in.	Formed hook	<b>31-067</b>	<b>31-074</b>

## Zoom™ Fish Tapes

- Great for hard to navigate conduit with multiple bends
- Nylon jacket protects the stainless steel core while adding to the slipperiness of Zoom™



Length (ft.)	Diameter	Case Diameter	End Type	Tuff-Grip™ Pro	Replacement Tapes (No Case)
50	3/16 in.	12 in.	Metal Eyelet	<b>31-090</b>	<b>31-091</b>
100	3/16 in.	12 in.	Metal Eyelet	<b>31-092</b>	<b>31-093</b>
200	3/16 in.	16 in.*	Metal Eyelet	<b>31-096</b>	-

\*Traditional handle

The Fish Tape square inlay with notched corner combined with an ergonomic handle is a registered trademark of IDEAL INDUSTRIES, INC. Reg. U.S. Pat. & Tm. Off.

The blue color of the Fish Tape products is a registered trademark of IDEAL INDUSTRIES, INC. Reg. U.S. Pat. & Tm. Off.

## S-Class® Fiberglass Fish Tapes

- Non-conductive tape
- Structural glass core provides a more durable fiberglass tape
- Fiberglass core with nylon outer jacket provides durability



Length (ft.)	Diameter	Case Diameter	End Type	Tuff-Grip™ Pro	Rapid-Pak®	Replacement Tapes (No Case)
50	3/16 in.	12 in.	Leader	<b>31-060</b>	<b>31-187</b>	<b>31-150</b>
50	3/16 in.	12 in.	Metal Eyelet	<b>31-062</b>	<b>31-190</b>	<b>31-160</b>
50	3/16 in.	12 in.	Non-Conductive Eyelet	<b>31-086</b>	-	<b>31-200</b>
100	3/16 in.	12 in.	Leader	<b>31-061</b>	<b>31-186</b>	<b>31-152</b>
100	3/16 in.	12 in.	Metal Eyelet	<b>31-063</b>	<b>31-189</b>	<b>31-162</b>
100	3/16 in.	12 in.	Non-Conductive Eyelet	<b>31-087</b>	-	<b>31-201</b>
200	3/16 in.	16 in.*	Leader	<b>31-064</b>	<b>31-207</b>	<b>31-155</b>
200	3/16 in.	16 in.*	Metal Eyelet	<b>31-065</b>	<b>31-208</b>	<b>31-165</b>
200	3/16 in.	16 in.*	Non-Conductive Eyelet	<b>31-088</b>	-	<b>31-202</b>

\*Traditional handle

## Volt-Guard Fish Tapes

- Light-duty non-conductive tape for use around live circuits
- Elliptical design gives the Volt-Guard greater pushing power
- Repair kit available, order #31-541



Length (ft.)	Width & Thickness	Case Diameter	End Type	Tuff-Grip™ Pro	Replacement Tapes (No Case)
60	3/16 in. x .094 in.	12 in.	Non-Conductive Eyelet	<b>31-542</b>	<b>31-552</b>
120	3/16 in. x .094 in.	12 in.	Non-Conductive Eyelet	<b>31-544</b>	<b>31-554</b>

## Gold-Fish® Fish Tape

- Ultra-flexible tape for hard-to-navigate areas
- Brass-plated coils resist rust
- No "memory" - hangs straight after being coiled for long periods



Length (ft.)	Diameter	Case Diameter	End Type	Tuff-Grip™ Pro	Replacement Tape (No Case)
50	3/16 in.	12 in.	Metal Eyelet	<b>31-144</b>	<b>31-141</b>

The Fish Tape square inlay with notched corner combined with an ergonomic handle is a registered trademark of IDEAL INDUSTRIES, INC. Reg. U.S. Pat. & Tm. Off.

The blue color of the Fish Tape products is a registered trademark of IDEAL INDUSTRIES, INC. Reg. U.S. Pat. & Tm. Off.

## Fish Tape Leaders



- Guides fish tape around bends in conduit
- Handles up to six 10 AWG bare wires
- Pulls up to 500 lbs.

Description	Part No.
Fish Tape Leader for steel or stainless steel tapes	<b>31-148</b>

## Fish Tape Swivel Ball



- Swivels to prevent wires from twisting during pull
- Designed for use on 1/8 in. steel or stainless steel tapes
- Eyelet holds up to four 10 AWG bare wires

Description	Part No.
Fish Tape Swivel Ball	<b>31-085</b>

## Tuff-Grip™ Pro Accessories



- Replacement includes: Fish Tape Case (2 halves) and Handle (1)

Description	Part No.
Fish Tape Parts Kit	<b>KB-0173</b>
Screws* (not included, kit requires 4)	<b>LA-4218</b>

\*Screws not included, must be ordered separately.

## Fish Tape Non-Conductive Tip Replacement Kits

31-203



31-541



- Easy to apply
- Each kit includes two eyelets & adhesive

Description	Part No.
Volt-Guard Fish Tape Repair Kit	<b>31-541</b>
S-Class® Fish Tape Repair Kit	<b>31-203</b>

## Fish Tape Field Application Repair Kits

- For use on S-Class® & Zoom™ Fish Tapes
- Crimps on new eyelet or leader in minutes
- Dies can be used with Crimpmaster™ Crimp Tool
- Connection guaranteed to withstand 500 lbs.



31-158



31-166



31-156

Description	Part No.
Field Application Kit includes: Crimpmaster™ Crimp Tool frame (30-506), die set, S-Class® eyelets (2), S-Class® leaders (2), Zoom™ eyelets (2) & instant adhesive	<b>31-156</b>
Die Set Kit includes: eyelets (2), leaders (2) & instant adhesive (for those who already have a Crimpmaster™ Crimp Tool)	<b>31-164</b>
Replacement eyelets (4) for S-Class® Fish Tapes & adhesive	<b>31-158</b>
Replacement leaders (4) for S-Class® Fish Tapes & adhesive	<b>31-159</b>
Replacement eyelets (2) for Zoom™ Fish Tapes	<b>31-094</b>
Die Set Only (for those who already have a Crimpmaster™ Crimp Tool)	<b>31-166</b>

The Fish Tape square inlay with notched corner combined with an ergonomic handle is a registered trademark of IDEAL INDUSTRIES, INC. Reg. U.S. Pat. & Tm. Off.

The blue color of the Fish Tape products is a registered trademark of IDEAL INDUSTRIES, INC. Reg. U.S. Pat. & Tm. Off.

## Tuff-Rod™ Regular Flex Fishing Poles



- Strong, lightweight, flexible extendable fiberglass rod kits
- Use to reach and pull wires over suspended ceilings, in cable trays or through interior walls
- Packaged in clear tubes for protection and long-term storage
- 1/4 in. white fiberglass
- Extra stiffness for added control when maneuvering wires

Description	Length	Diameter	Sections	Part No.
Fixed bullet nose and threaded J hook	12 ft. total	1/4 in.	3 ea. 4 ft.	<b>31-611</b>
Fixed bullet nose and threaded J hook	24 ft. total	1/4 in.	4 ea. 6 ft.	<b>31-612</b>
Replacement Rods	4 ft. x 12	1/4 in.	12 ea. 4 ft.	<b>31-643</b>
Replacement Rods	6 ft. x 12	1/4 in.	12 ea. 6 ft.	<b>31-644</b>

## Tuff-Rod™ Extra Flex Glow Fishing Poles


- Strong, lightweight, flexible extendable fiberglass rod kits
- Use to reach and pull wires over suspended ceilings, in cable trays or through interior walls
- Packaged in clear tubes for protection and long-term storage
- 3/16 in. pale green luminescent fiberglass
- Glow-in-the-dark material for easy use in attics, basements and other dimly lit areas




Description	Length	Diameter	Sections	Part No.
Fixed bullet nose and threaded J hook	8 ft. total	3/16 in.	2 ea. 4 ft.	<b>31-654</b>
Fixed bullet nose and threaded J hook	12 ft. total	3/16 in.	3 ea. 4 ft.	<b>31-631</b>
Fixed bullet nose and threaded J hook	15 ft. total	3/16 in.	3 ea. 5 ft.	<b>31-653</b>
Fixed bullet nose and threaded J hook	30 ft. total	3/16 in.	5 ea. 6 ft.	<b>31-633</b>
Replacement Rods	4 ft. x 12	3/16 in.	12 ea. 4 ft.	<b>31-647</b>
Replacement Rods	6 ft. x 12	3/16 in.	12 ea. 6 ft.	<b>31-648</b>

## Tuff-Rod™ Accessory Kits

- Includes replacement heads: one threaded bullet nose, one threaded J hook and one threaded whisk




Description	Part No.
3/16 in. Accessory Kit	<b>31-651</b>
1/4 in. Accessory Kit	<b>31-652</b>



Ultra smooth gel coat helps protect hands from fiberglass

Fiber reinforced composite pultrusion for consistent high quality

Crimped edge provides exceptional "pull-off" strength for a durable, long-lasting fishing pole





# WIRE LUBRICANTS & PULLING ACCESSORIES

## Application Selection

	Commercial	Utility
Temperature Range	40°F - 120°F (4°C - 49°C)	-28°F - 120°F (-33°C - 49°C)
Length of Run	Up to 75 ft. (finished construction) Up to 1,200 ft. (new construction)	Up to 250 ft.
Installation Time	8 hrs.	24 hrs.
Best Choice	ClearGlide® (finished construction) Yellow 77® and Yellow 77® Plus (new construction)	Aqua-Gel® II & Velocity™ (indoors, outdoors) Aqua-Gel® CW & IIP (outdoors)

## Product Selection

	Yellow 77®	Yellow 77® Plus	ClearGlide®	Aqua-Gel® II	Aqua-Gel® IIP	Aqua-Gel® CW	Velocity™
Color	Yellow	Yellow	Clear	Blue	Blue	Pink	Cream
Base	Wax	Wax	Polymer	Polymer	Polymer	Polymer	Polymer
Average Coefficient of Friction*	.17	.16	.23	.19	.19	.19	.16
Stability Range	32°F - 130°F (0°C - 54°C)	32°F - 190°F (0°C - 88°C)	32°F - 180°F (0°C - 82°C)	28°F - 180°F (-2°C - 82°C)	28°F - 180°F (-2°C - 82°C)	-28°F - 190°F (-33°C - 82°C)	25°F - 140°F (-3.9°C - 60°C)
Application Temperature Range	40°F - 100°F (4°C - 38°C)	40°F - 100°F (4°C - 38°C)	40°F - 100°F (4°C - 38°C)	40°F - 100°F (4°C - 38°C)	40°F - 100°F (4°C - 38°C)	-28°F - 40°F (-33°C - 4°C)	40°F - 140°F (4°C - 82°C)
<b>Compatibility (Cable Types):</b>							
Rubber	•	•	•	•	•	•	•
Neoprene	•	•	•	•	•	•	•
Nylon	•	•	•	•	•	•	•
PVC	•	•	•	•	•	•	•
High-density or cross-linked polyethylene	•	•	•	•	•	•	•
Low-density polyethylene		•	•	•	•	•	•
Semi-conducting jacket		•	•	•	•	•	•
Hypalon	•	•	•	•	•	•	•

\*Results from NEETRAC, an independent testing laboratory affiliated with The Georgia Institute of Technology.

## Recommended Qty. of Lubricant Formula

$$Q = .0015 \times L \times D$$

Q = Quantity of recommended lube in gallons

L = Length of pull in feet

D = Nominal ID of conduit in inches

This formula may be used as a guideline for estimating the quantity of lubricant needed for various jobs. Many additional factors may impact quantity needed. Increase quantities if any of the following apply:

- Stiff or heavy cable
- Rough, old, or dirty conduit
- High percent conduit fill
- Pull with several bends
- High temperatures



## Yellow 77® Plus Wire Pulling Lubricant

- Rapid Glide™ polytetrafluoroethylene additive provides greater lubricity than other wax-based lubricants – great for tough pulls
- Safe to use with all cable types
- Clings to cable throughout long runs, even where moisture is present
- Remains stable in high temperatures – usable from 32°F to 190°F (0°C to 88°C)
- Dries slowly to a thin, non-conductive film
- Creamy texture applies easily and uniformly by hand or brush
- Homogeneous blend requires no mixing
- Won't dry out – surface coat forms to control evaporation
- Environmentally safe – non-toxic, non-flammable and non-corrosive



Description	Part No.
1-qt. Squeeze Bottle	<b>31-398</b>
1-gal. Bucket	<b>31-391</b>
5-gal. Bucket	<b>31-395</b>



## Yellow 77® Wire Pulling Lubricant

- The #1 brand of wire pulling lubricant since 1959
- Wax-based formula provides superior lubricity
- Safe to use with most cable types except low-density polyethylene and semi-conducting jackets
- Clings to cable throughout long pulls, even where moisture is present
- Won't break down or separate after repeated exposure to freezing temperatures
- Dries slowly to a thin, non-conductive film
- Creamy texture applies easily and uniformly by hand or brush
- Homogeneous blend requires no mixing
- Won't dry out – surface coat forms to control evaporation
- Environmentally safe – non-toxic, non-flammable and non-corrosive



Description	Part No.
1-qt. Squeeze Bottle	<b>31-358</b>
1-gal. Bucket	<b>31-351</b>
5-gal. Bucket	<b>31-355</b>
55-gal. Drum	<b>31-365</b>



## ClearGlide® Wire Pulling Lubricant

- Clear and colorless for quick and easy clean-up – great for indoor and retrofit pulls
- Exceptional lubricity for super-fast pulls
- Polymer-based formula is perfect for all electrical and datacomm applications
- Safe to use with all cable types
- Controlled evaporation rate is ideal for shorter runs
- Remains stable over wide temperature ranges – usable from 32°F to 180°F (0°C to 82°C)
- Dries to a semi-fluid film
- Easy to apply by hand, brush or pump
- Environmentally safe – non-toxic, non-flammable and non-corrosive



Description	Part No.
1-qt. Squeeze Bottle	<b>31-388</b>
1-gal. Bucket	<b>31-381</b>
5-gal. Bucket	<b>31-385</b>
55-gal. Drum	<b>31-2143</b>



## Aqua-Gel® II Cable Pulling Lubricant



- Polymer-based formula provides maximum tension reduction in high-stress electrical and communication cable-pulling operations
- Cleans up easily with soap and water
- Clings to cable throughout long pulls
- Remains stable over wide temperature range – usable from 28°F to 180°F (-2°C to 88°C)
- Dries to a semi-fluid film that won't clog conduit
- Easy to apply by hand, brush or pump
- Environmentally safe – non-toxic, non-flammable and non-corrosive
- For indoor and outdoor use

Description	Part No.
1-qt. Squeeze Bottle	<b>31-378</b>
1-gal. Bucket	<b>31-371</b>
5-gal. Bucket	<b>31-375</b>
55-gal. Drum	<b>31-3855</b>



## Aqua-Gel® IIP Cable Pulling Lubricant

- Features the same excellent qualities as Aqua-Gel® II Cable Pulling Lubricant with a lower viscosity for easy pouring and pumping
- Pourable formula clings to cable – eliminates hand application for a clean and safe job
- Cleans up easily with soap and water
- Environmentally safe – non-toxic, non-flammable and non-corrosive
- For outdoor use



Description	Part No.
1-gal. Jug	<b>31-421</b>
5-gal. Bucket	<b>31-425</b>
55-gal. Drum	<b>31-435</b>



## Aqua-Gel® CW Cable Pulling Lubricant

- Features the same excellent qualities as Aqua-Gel® II Cable Pulling Lubricant with a lower temperature range for use outdoors in cold weather
- Polymer-based, cold-weather formula remains stable in storage from -28°F to 190°F (-33°C to 82°C)
- Formulated for exterior use in cold weather conditions
- Cleans up easily with soap and water
- Clings to cable throughout long pulls
- Well-suited for hand or poured applications
- Environmentally safe – non-toxic, non-flammable and non-corrosive
- For outdoor use



Description	Part No.
1-qt. Squeeze Bottle	<b>31-298</b>
1-gal. Jug	<b>31-291</b>
5-gal. Bucket	<b>31-295</b>



## Velocity™ Wire Pulling Lubricant

- High cling factor
- Maximum friction reduction
- Specification grade
- Compatible with all cable types
- Temperature stable
- Non-combustible residue
- Environmentally safe – non-toxic, non-flammable and non-corrosive



Description	Part No.
1-qt. Squeeze Bottle	<b>31-276</b>
1-gal. Bucket	<b>31-277</b>
5-gal. Bucket	<b>31-278</b>

## Noalox® Anti-Oxidant

- Anti-oxidant compound improves efficiency and service life of aluminum electrical connections
- Suspended zinc particles penetrate and cut aluminum oxide
- Provides additional inner-strand and inner-conductor current paths for improved conductivity and cooler connections
- Carrier material excludes air to minimize further oxidation
- For use with pressure-type wire connectors including lugs, taps, service entrances and split-bolts
- Reduces galling and seizing when applied on aluminum conduit joints promoting good ground continuity




Description	Part No.
1/2-oz. Tube	<b>30-024</b>
4-oz. Squeeze Bottle	<b>30-026</b>
8-oz. Squeeze Bottle	<b>30-030</b>
8-oz. Brush Cap	<b>30-031</b>
1-gal. Bucket	<b>30-032</b>
5-gal. Bucket	<b>30-040</b>
55-gal. Drum	<b>30-1216</b>

Compatible with aluminum to aluminum and aluminum to copper connections.



For a Safety Data Sheet on lubricants and other products visit us at [idealind.com](http://idealind.com).





## Valu-Line™ Pull Line

- White with gray tracer for easy identification
- Continuous-fiber polyline great for blowing directly into conduit
- Will not rot or mildew
- Can be left in conduit for future use

**STANDARD  
DUTY  
190 LBS.**



Description	Tensile Strength	Length	Part No.
Valu-Line™ Pull-Line	190 lbs.	6,500 ft./ Bucket	<b>31-338</b>

## Powr-Fish® Pull Line

- White with blue tracer for easy identification
- Continuous-fiber polyline great for blowing directly into conduit
- Will not rot or mildew
- Can be left in conduit for future use

**HEAVY  
DUTY  
210 LBS.**



Description	Tensile Strength	Length	Part No.
Powr-Fish® Pull-Line	210 lbs.	500 ft./ Canister	<b>31-348</b>
Powr-Fish® Pull-Line	210 lbs.	6,500 ft./ Bucket	<b>31-340</b>

## Powr-Fish® Pull Line

- White with red tracer for easy identification
- 500 lb. tensile, our highest tensile-rated pull-line
- Continuous-fiber polyline great for blowing directly into conduit
- Will not rot or mildew
- Can be left in conduit for future use

**EXTRA  
HEAVY DUTY  
500 LBS.**



Description	Tensile Strength	Length	Part No.
Powr-Fish® Pull-Line	500 lbs.	2,200 ft./ Bucket	<b>31-344</b>

## Conduit Measuring Tape

- Provides quick and accurate measurement of conduit runs
- Easy-to-read markings in sequential one-foot increments
- 160 lb. tensile strength
- Pulls rope through raceways without stretching
- Will not rot or mildew



Description	Tape Width	Length	Part No.
Conduit Measuring Tape	3/16 in.	3,000 ft.	<b>31-347</b>

## 3-in-1 Premise MULETAPE®

- Reduces installation time and saves money on premise jobs
- Blow, measure and pull with single product
- Imprinted with sequential footage markings
- Fewer installation steps, significant material and labor savings
- Cloth tape is soft and won't cut hands during feeding and pulling



Description	Pulling Strength	Tape Width	Length/ Bucket	Part No.
3-in-1 Premise MULETAPE®	400 lbs.	1/4 in.	4,500 ft.	<b>31-314</b>
	1,800 lbs.	1/2 in.	1,300 ft.	<b>31-315</b>

MULETAPE® is a registered trademark of NEPTCO, INC.



## Foam Carriers

- Attach to a suitable line to serve as a piston – clears out water or debris as they travel through conduit
- Durable foam construction for repeated use and long life
- For use with any type of blower or vacuum system



Description	Quantity	Part No.
1/2 in. Foam Carrier	Bag of 1	<b>31-316</b>
3/4 in. Foam Carrier		<b>31-317</b>
1 in. Foam Carrier		<b>31-318</b>
1-1/4 in. Foam Carrier		<b>31-319</b>
1-1/2 in. Foam Carrier		<b>31-320</b>
2 in. Foam Carrier		<b>31-321</b>
2-1/2 in. Foam Carrier		<b>31-322</b>
3 in. Foam Carrier		<b>31-323</b>
3-1/2 in. Foam Carrier		<b>31-324</b>
4 in. Foam Carrier		<b>31-325</b>
5 in. Foam Carrier		<b>31-326</b>
6 in. Foam Carrier		<b>31-327</b>

## Foam Carriers - Multi-Packs

Description	Quantity	Part No.
1/2 in. Foam Carrier	Bag of 5	<b>31-466</b>
3/4 in. Foam Carrier		<b>31-467</b>
1 in. Foam Carrier		<b>31-468</b>
1-1/4 in. Foam Carrier	Bag of 3	<b>31-469</b>
1-1/2 in. Foam Carrier	Bag of 2	<b>31-470</b>
2 in. Foam Carrier		<b>31-471</b>

## Pro-Pull™ Rope

- Low-friction polypropylene rope slides easily through conduit
- Both rope ends looped
- Non-sliver surface can be handled without gloves
- Will not rot or mildew
- Rugged, lightweight construction



Description	Tensile Strength	Length	Part No.
1/4 in.	1,125 lbs.	250 ft./Reel	<b>31-839</b>
		600 ft./Reel	<b>31-840</b>
		1,000 ft./Reel	<b>31-841</b>
3/8 in.†	2,430 lbs.	250 ft./Reel	<b>31-844</b>
		600 ft./Reel	<b>31-845</b>
		1,200 ft./Reel	<b>31-846</b>
1/2 in.†	3,780 lbs.	250 ft./Reel	<b>31-849</b>
		600 ft./Reel	<b>31-850</b>
		1,200 ft./Reel	<b>31-851</b>
5/8 in.†	5,580 lbs.	600 ft./Reel	<b>31-853</b>
		1,200 ft./Reel	<b>31-854</b>
3/4 in.†	7,650 lbs.	300 ft./Reel	<b>31-855</b>
		600 ft./Reel	<b>31-856</b>
		1,200 ft./Reel	<b>31-857</b>

† Eye splice on working end.

## Line Packages

- One-piece pull line and foam tip unwind as they move through conduit
- One-piece construction for fast, easy use with no knots or foam carriers to retrieve
- Line tensile strength of 17 lbs.
- For use with any type of blower or vacuum system



Description	Color	Quantity	Part No.
Line Package, 1/2 in. x 75 ft.	Red	Bag of 10	<b>31-472</b>
Line Package, 1/2 in. x 150 ft.		Bag of 10	<b>31-473</b>
Line Package, 3/4 in. x 200 ft.	Yellow		<b>31-475</b>
Line Package, 3/4 in. x 300 ft.		Bag of 5	<b>31-476</b>
Line Package, 3/4 in. x 450 ft.			<b>31-477</b>
Line Package, 1 in. x 200 ft.	White		<b>31-479</b>
Line Package, 1 in. x 300 ft.		Bag of 5	<b>31-480</b>
Line Package, 1 in. x 450 ft.			<b>31-481</b>

# CONDUIT BENDERS


## Bender Heads

- Available in ductile iron and aluminum heads
- Exceptional, durable, materials for extra strength
- Reinforced at stress points to provide longer life
- Markings are raised and cast into the bender body on both sides for easy visibility
- Deeply serrated step helps prevent slippage when applying force
- Grooved internal hook surface helps prevent conduit from slipping
- Flat hook surface provides stable starting point
- Desirable bending system

## Handles

- Rugged, steel construction for long-term durability
- Baked-on blue enamel finish resists corrosion and enhances visibility
- Convenient bending guide for offset bends

## High-strength ductile iron or light aluminum



**#1  
BRAND\***  
IN HAND  
BENDERS



TOOLS & SUPPLIES

\*According to Electrical Distribution Vista data (Q3, 2020).



## Ductile Iron Benders



- Withstands a lifetime of heavy use
- Strong iron material



Conduit Type and Size	Part No. (head only)	Part No. (handle only)	Part No. (head and handle)
1/2 in. EMT	<b>74-001</b>	<b>74-019</b>	<b>74-026</b>
3/4 in. EMT, 1/2 in. Rigid & 1/2 in. IMC	<b>74-002</b>	<b>74-019</b>	<b>74-027</b>
1 in. EMT, 3/4 in. Rigid & 3/4 in. IMC	<b>74-003</b>	<b>74-020</b>	<b>74-028</b>
1-1/4 in. EMT, 1 in. Rigid & 1 in. IMC	<b>74-006</b>	<b>74-021</b>	<b>74-034</b>

## Aluminum Benders



- Lightweight aluminum for easy handling
- Strong enough for every day use

Conduit Type and Size	Part No. (head only)	Part No. (handle only)	Part No. (head and handle)
1/2 in. EMT	<b>74-031</b>	<b>74-019</b>	<b>74-046</b>
3/4 in. EMT, 1/2 in. Rigid & 1/2 in. IMC	<b>74-032</b>	<b>74-019</b>	<b>74-047</b>

## Bender/BenderBoot™ Combos

- Grooved patented foot provides stability and leverage while bending on smooth surfaces
- Textured tread and hand grip provide support for saddle and offset bends
- Easy to push-on and remove



Description	Part No.
1/2 in. EMT Ductile Iron Bender (74-026) w/BenderBoot™	<b>74-126</b>
3/4 in. EMT, 1/2 in. Rigid & 1/2 in. IMC Iron Bender (74-027) w/BenderBoot™	<b>74-127</b>

## BenderBoot™

- Grooved patented foot provides stability and leverage
- Textured tread and hand grip provides support for saddle and offset bends
- Easy push-on assembly to 1/2 in. and 3/4 in. bender handles



Description	Part No.
BenderBoot™	<b>74-037</b>

## Pocket Bender Guide

- Convenient pocket-sized reference guide
- Includes simple, concise bending techniques for precision stubs, back-to-back, offset and saddle bends

**FREE**



Description	Part No.
Pocket Bender Guide	<b>P-100</b>

Guide can be downloaded from our website at [idealind.com](http://idealind.com).

**1-1/4" EMT  
1" Rigid  
1" IMC**



**1" EMT  
3/4" Rigid  
3/4" IMC**



**3/4" EMT  
1/2" Rigid  
1/2" IMC**



**1/2" EMT**





# WIRE STRIPPERS

## Kinetic® & Kinetic® Super Reflex™ T®-Stripper

- Thumb Valley™ Protection
- Pocket Locket Locking Hasp
- Shear Cut Bolt Cutters
- Textured Thermoplastic Grips
- Ergonomic Textured Handles



## Reflex™ Super T®-Stripper

- Locking Pawl
- Bolt Cutting
- Extended Textured Comfort
- Ergonomic Handles



## Reflex™ Premium T®-Stripper

- Textured Thermoplastic Grips
- Ergonomic Textured Handles



## T®-Stripper Wire Stripper

- Compact, lightweight
- Precision-ground, knife-type blades
- Built-in looping holes, wire cutters and plier nose
- Straight Handles



## Forged Wire Strippers

- Precision stripping holes with heavy duty plier nose and recessed holes for low profile bolt cutting
- Wide nose to twist multiple wires simultaneously
- Ergonomic Smart-Grip™ textured handles for improved grips



## Stainless Steel Wire Strippers

- Stainless steel for added corrosion resistance
- Textured sleeves with extra cushioning for added comfort



## T®-Stripper Wire Stripper Selection Guide

													Hole Size		45-100's	45-200's	45-400's	45-600's	45-700's	45-900's							
6	8	10	12	14	16	18	20	22	24	26	28	30	32														
														22	24	26	28	30	Solid		45-125	-	45-417	-	-	-	
														24	26	28	30	32	Str.								
				14	16	18	20	22	24									Solid		45-121	-	45-416	-	45-716	-		
				16	18	20	22	24	26									Str.						45-716	-		
		10	12	14	16	18												Solid		45-120	-	45-415	-	45-715	45-915		
		12	14	16	18	20												Str.									
	8	10	12	14	16													Solid					45-615	-	-		
	10	12	14	16	18													Str.									
6	8	10	12	14														Solid		45-124	-	45-418	45-618	45-718	45-918		
8	10	12	14	16														Str.									
	8	10	12	14	16													Solid		45-110	-	-	-	-	-		
	10	12	14	16	18													Str.									
		10	12	14	16	18	20											Solid			45-220	-	-	-	-		
		12	14	16	18	20	22	22										Str.									
		10	12	14	16	18												Solid			45-221	-	-	-	-		
				16	18	20	22	24	26									Str.									
																		T®-Cutter		45-123	-	-	-	-	-		

## T<sup>®</sup>-Stripper Wire Strippers

- Form-ground, knife-type blades for accurate, easy stripping without nicking conductor
- Laser-etched wire gauge for easy-to-read visibility
- Spring-loaded automatic opening
- Corrosion-resistant, black oxide finish
- Tough steel construction



Description	Solid	Stranded	Part No.
T <sup>®</sup> -5 T <sup>®</sup> -Stripper Wire Stripper	10-18 AWG	12-20 AWG	<b>45-119*</b>
T <sup>®</sup> -5 T <sup>®</sup> -Stripper Wire Stripper			<b>45-120</b>
T <sup>®</sup> -6 T <sup>®</sup> -Stripper Wire Stripper	14-24 AWG	16-26 AWG	<b>45-121</b>
T <sup>®</sup> -7 T <sup>®</sup> -Stripper Wire Stripper	22-30 AWG	24-32 AWG	<b>45-125</b>
T <sup>®</sup> -8 T <sup>®</sup> -Stripper Wire Stripper	6-14 AWG	8-16 AWG	<b>45-124</b>
T <sup>®</sup> -Stripper Wire Stripper - Metric	0,75-6mm <sup>2</sup>		<b>45-120-341</b>
T <sup>®</sup> -Stripper Wire Stripper - Metric	0,5-4mm <sup>2</sup>		<b>45-125-341</b>

\*Handle contains red, white and blue grips.

## Kinetic<sup>®</sup> Super Wire Strippers

- Non-slip textured grips and thumb rest
- Plier nose for holding and twisting wires
- Slide lock for safety and storage
- Thumb and finger valley makes stripping easy and accurate



Description	Solid	Stranded	Part No.
Kinetic <sup>®</sup> Super Wire Stripper	10-18 AWG	12-20 AWG	<b>45-715</b>
	14-24 AWG	16-26 AWG	<b>45-716</b>
	6-14 AWG	8-16 AWG	<b>45-718</b>

## Kinetic<sup>®</sup> Reflex<sup>™</sup> T<sup>®</sup>-Stripper Wire Strippers


- Non-slip textured grips and thumb rest
- Plier nose for holding and twisting wires
- Slide lock for safety and storage
- Thumb and finger valley makes stripping easy and accurate



Description	Solid	Stranded	Part No.
Kinetic <sup>®</sup> Reflex <sup>™</sup> T <sup>®</sup> -Stripper Wire Stripper	10-18 AWG	12-20 AWG	<b>45-915</b>
	6-14 AWG	8-16 AWG	<b>45-918</b>

## Reflex<sup>™</sup> Super T<sup>®</sup>-Stripper Wire Strippers

- 6/32 and 8/32 self-chasing screw-cutting holes
- Ergonomic design for maximum comfort
- Curved handles help reduce wrist fatigue
- Textured sleeves with extra cushioning for added comfort



Description	Solid	Stranded	Part No.
Reflex <sup>™</sup> Super T <sup>®</sup> -Stripper Wire Stripper	8-16 AWG	10-18 AWG	<b>45-615</b>
	6-14 AWG	8-16 AWG	<b>45-618</b>
Reflex <sup>™</sup> Super 12/2 & 14/2 NM Cable T <sup>®</sup> -Stripper Wire Stripper	12-2 and 14-2 AWG	—	<b>45-621</b>

\*Handle contains red, white and blue grips.

## Reflex<sup>™</sup> Premium T<sup>®</sup>-Stripper Wire Strippers


- Ergonomic design for maximum comfort
- Curved handles help reduce wrist fatigue
- Textured sleeves with extra cushioning for added comfort



Description	Solid	Stranded	Part No.
Reflex <sup>™</sup> Premium T <sup>®</sup> -Stripper Wire Stripper	10-18 AWG	12-20 AWG	<b>45-415</b>
	14-24 AWG	16-26 AWG	<b>45-416</b>
	22-30 AWG	24-32 AWG	<b>45-417</b>
	6-14 AWG	8-16 AWG	<b>45-418</b>
Reflex <sup>™</sup> Premium T <sup>®</sup> -Stripper - Metric	0,5mm <sup>2</sup> -4,0mm <sup>2</sup>		<b>45-425-341</b>

## Forged Heavy-Duty Wire Strippers

- 6-32/8-32 screw cutting hole
- Precision stripping holes with heavy duty plier nose and recessed holes for low profile bolt cutting
- Wide nose to twist multiple wires simultaneously
- Unique plier head design to ream conduit
- Crimper
- Ergonomic Smart Grip textured handles for improved grips




**NEW**

Description	Solid	Stranded	Part No.
Forged Heavy-Duty Wire Stripper	8-16 AWG	10-18 AWG	<b>45-110</b>
Forged Heavy-Duty Dual NM Wire Stripper	12/2 & 14/2	—	<b>45-112</b>

## T®-Stripper Wire Strippers (Stainless Steel)

- 6/32 and 8/32 self-chasing screw-cutting holes
- Ergonomic design for maximum comfort
- Curved handles help reduce wrist fatigue
- Textured sleeves with extra cushioning for added comfort



45-221

**NEW**

Description	Solid	Stranded	Part No.
T®-Stripper Wire Stripper	10-20 AWG	12-22 AWG	45-220
Reflex™ Super T® Stripper Wire Stripper	10-18 AWG	16-26 AWG	45-221
Reflex™ Super T® Stripper Dual NM Wire Stripper	12/2 & 14/2	—	45-222

## 1000V Insulated T®-5 Wire Stripper

- UL Classified
- High visibility, double insulated handles provide safety, comfort and control



Description	Solid	Stranded	Part No.
1000V Insulated Wire Stripper	10-18 AWG	12-20 AWG	45-9120

## NM Cable Dual-Hole T®-Stripper Wire Strippers

- Stripping holes for stripping two 12 AWG or two 14 AWG wires simultaneously



45-247

Description	Solid	Part No.
Premium T®-14 T®-Stripper Wire Stripper	12 or 14 AWG	45-247
14/2 NM Cable T®-Stripper Wire Stripper		45-248
12/2 NM Cable T®-Stripper Wire Stripper		45-249

## Lil' Ripper Stripper™

- Rips outer jacket of NM cable cleanly and quickly
- Clips outer sheathing to remove excess wire jacket
- V-Notch strips inner wires
- Looping holes loop wire for screw-on connections



Description	Part No.
Lil' Ripper Stripper™	45-025

## V-Notch Stripper

- Cuts copper or aluminum wire, solid or stranded
- Rotating cam wheel adjusts to strip 10-24 AWG wire
- Looping holes for solid wire



Description	Part No.
V-Notch Stripper	45-101

## Combo Tool



- Convenient, multi-function tool features precision-ground stripping holes and knife-to-anvil cutting blades
- Crimps bare and insulated terminals
- Cuts unhardened bolts (4-40, 6-32, 8-32, 10-24 and 10-32) and reforms threads

Description	Solid	Stranded	Part No.
Combo Tool	8-20 AWG	10-22 AWG	30-428

## Multi-Crimp Strip Tool

- Cuts wire
- Crimps insulated and non-insulated wires
- Cuts bolts
- Strips 10-22 AWG wire



Description	Part No.
Multi-Crimp Strip Tool	45-778

## 7-in-1 Stripper

- Versatile, seven-function tool features precision-ground stripping blades, cushioned grips and plier nose
- Crimps bare and insulated terminals for 10-22 AWG wire, RG-59 coax connectors and 7 to 8mm auto ignition connectors
- Cuts unhardened wire, bolts and screws (4-40, 6-32, 8-32, 10-24 and 10-32) and reforms threads
- Cuts stranded, solid, NM wire and U.F. wire to 8 AWG



Description	Solid	Stranded	Part No.
7-in-1 Stripper	6-16 AWG	8-18 AWG	45-777

## Coax Strip and Crimp Tool

- Precision, form-ground stripping holes remove outer jacket and insulation from RG-59 and RG-6 coaxial cable
- Durable blades cut copper-coated steel conductors
- Three crimping nests for crimping F-connectors and ring terminals



Description	Part No.
Coax Strip & Crimp Tool	30-433

## T<sup>®</sup>-Cutter Wire Cutter

- Hardened steel, shear-type blades
- Spring-loaded automatic opening
- Convenient plier nose for extra gripping strength
- Corrosion-resistant, black oxide finish
- Tough steel construction



Description	Part No.
T <sup>®</sup> -Cutter Wire Cutter	45-123

## Data T<sup>®</sup>-Cutter Wire Cutter

- Cuts round communication cable and maintains cable geometry for better cable performance
- Cuts multi-pair cable up to .500 in. (12.7mm) and coaxial cable up to RG-9/U
- Suitable for soft cables (not ACSR)
- Steel reinforced center conductors can be trimmed with bolt cutting holes
- Cushioned comfort grip handles
- Locking latch keeps tool closed in pouch



Description	Part No.
Data T <sup>®</sup> -Cutter	45-074

## Cable Ripper

- Slits NM cable wire sheathing before stripping wires
- Quick, clean and easy end or mid-run removal of jacket
- Convenient built-in wire gauge



Description	Part No.
Side Entry Cable Ripper	45-118SRS


## Underground Feeder (UF) Cable Stripper

- Self-adjusting stripping blades automatically select proper position
- Strips 12/2 AWG solid to 14/2 AWG Underground Feeder (UF) Cable
- Strips Twin and Earth cable
- Open-throat construction allows unlimited strip length
- Neatly removes outer cable sheath and inner wire sheathing to desired lengths
- Lightweight, ergonomic design helps reduce user fatigue



Description	Part No.
Underground Feeder Cable Stripper	45-235

## Round Cable Slitting and Ringing Tools



- Cuts around cable jacket as well as slits the length of jacket for easy removal
- Use with single or multiple conductor cable up to 1.50 in. O.D.
- Blade adjusts for jacket thicknesses up to .125 in.
- Spare blade in handle base

Description	Replacement Blades	Part No.
Cable Stripper for 1/4 in. to 3/4 in. O.D.	L-7486*	45-128
Cable Stripper for 3/4 in. to 1-1/2 in. O.D.		45-129

\*Two Blades/package





FORGING TOOLS FOR THE NEXT

**100 YEARS**



## **OUR COMMITMENT WITH OUR MADE IN THE USA COLLECTION**

For more than 100 years, IDEAL Electrical has had a proud history of producing the highest quality tools by marrying innovation with tradition. It's that American ingenuity that runs through everything we do, especially our commitment to producing tools here, a hallmark of our "Made in the USA" collection.

It's not just about making high quality tools, it's about making them the right way; with American steel and American labor, right here in the USA. Look for our Made in the USA badge for tools that are American through and through.

## **UNMATCHED QUALITY**


These products, proudly produced in the USA, have been supplied to the government and armed forces for decades where they are routinely used in some of the harshest environmental conditions. We believe that when Americans need tools they can rely on, those tools should be American-made.

## **BUILDING OUR COMMUNITIES**


Not only do we build the tools that build our world, but we are unceasing in our support for community on a local level; union and non-union from trade schools to professional organizations. We support this industry and are committed to keeping and creating more American jobs because of it.

# PLIERS


- Custom alloyed, premium quality tool steel provides excellent cutting performance and commercial use durability
- Precision ground knife-to-knife cutting blades for accurate, quick wire cutting
- Hardened and tempered body and cutting edges for optimum performance
- High leverage pivot design provides great cutting and gripping power




## Grips



**Heavy-Duty Dipped Grip**



**Smart-Grip™ Dual Durometer Molded Grip**



**1000V Grip**



**FastFinder™** letter markers on Smart-Grip™ handles provide quick tool identification.



**New Tethering Hole** allows for extra security when working from heights.

**NEW GRIPS**



**Linesman**



**Long Nose**



**Tongue & Groove**



**Cable Cutter**



**Diagonal**



**Crimper**

## Linesman Pliers

- Knife-to-knife blades provide excellent cutting performance
- Cuts hardened wire, bolts and stainless steel wire



Description (Smart-Grip™ Handles)	Part No.
9-1/2 in. Linesman Pliers w/New England nose, crimping die and fish tape puller	<b>30-3430</b>
9-1/2 in. Linesman Pliers	<b>30-3450</b>
Description (Dipped-Grip Handles)	Part No.
9-1/2 in. Linesman Pliers w/New England nose, crimping die and fish tape puller	<b>30-430</b>
9-1/2 in. Linesman Pliers	<b>30-450</b>

## Long-Nose Pliers

- Narrow profile head designed for working in tight areas
- Serrated jaws provide secure gripping surface
- Drop-forged, high-carbon steel construction
- Blades provide excellent cutting performance
- Laser-hardened blades cut hardened wire, bolts and stainless steel wire



Description (Smart-Grip™ Handles)	Part No.
8-1/2 in. Long-Nose Pliers w/Cutter	<b>35-3038</b>
Description (Dipped-Grip Handles)	Part No.
6 in. Long-Nose Pliers w/Cutter	<b>35-036</b>
8-1/2 in. Long-Nose Pliers w/Cutter	<b>35-038</b>

## Diagonal-Cutting Pliers

- Knife-to-knife blades provide excellent cutting performance
- High-leverage design provides more cutting power
- Models 35-029 and 35-3029 feature a convenient angled head for hard-to-reach areas and rocking out nails



Description (Smart-Grip™ Handles)	Part No.
8 in. Diagonal-Cutting Pliers	<b>35-3028</b>
8 in. Diagonal-Cutting Pliers w/angled head	<b>35-3029</b>
Description (Dipped-Grip Handles)	Part No.
8 in. Diagonal-Cutting Pliers	<b>35-028</b>
8 in. Diagonal-Cutting Pliers w/angled head	<b>35-029</b>

## Tongue & Groove Pliers

- Reinforced flange protects against breakage
- Drop-forged, high-carbon steel construction



Description (Smart-Grip™ Handles)	Jaw Opening	Part No.
9-1/2 in. Tongue & Groove Pliers	2 in.	<b>35-3420</b>
Description (Dipped-Grip Handles)	Jaw Opening	Part No.
9-1/2 in. Tongue & Groove Pliers	2 in.	<b>35-420</b>
7 in. Tongue & Groove Pliers	1 in.	<b>35-426</b>
10-1/2 in. Tongue & Groove Pliers w/V-Jaw	2 in.	<b>35-430</b>
12 in. Tongue & Groove Pliers	2-1/4 in.	<b>35-440</b>



### Cable Cutters

- Drop-forged, high-carbon steel construction
- Precision-ground, hardened cutting edges provide accurate cuts without cable distortion
- Cuts 2/0 copper and 4/0 aluminum (not for use on ACSR)



Description (Smart-Grip™ Handles)	Part No.
9-1/2 in. Cable Cutter	<b>35-3052</b>
Description (Dipped-Grip Handles)	Part No.
9-1/2 in. Cable Cutter	<b>35-052</b>

### Multi-Crimp Tools

- Crimps bare or insulated terminals and splices on 10-22 AWG wire
- Knife-to-anvil blades provide long-lasting cutting performance
- High leverage for easy crimping and cutting
- Drop-forged, high-carbon steel construction



Description (Smart-Grip™ Handles)	Part No.
9-3/4 in. Multi-Crimp Tool	<b>30-3429</b>
Description (Dipped-Grip Handles)	Part No.
9-3/4 in. Multi-Crimp Tool	<b>30-429</b>

### Slip-Joint Pliers

- Two position slip joints fit large and small jobs
- Dipped comfort-grip handles for a secure grip
- Flush rivet



Description	Part No.
6 in. Slip Joint Pliers	<b>35-100</b>
8 in. Slip Joint Pliers	<b>35-102</b>

### Adjustable Wrenches

- Forged steel construction with narrow profile head reaches into tight spaces
- Tight tolerance on thumbscrew will not loosen or wobble with use
- Extra wide jaw capacity with standard and metric markings



Description	Jaw Capacity	Part No.
6 in. Adjustable Wrench	7/8 in.	<b>35-019</b>
8 in. Adjustable Wrench	1-1/8 in.	<b>35-020</b>
10 in. Adjustable Wrench	1-5/16 in.	<b>35-021</b>
12 in. Adjustable Wrench	1-1/2 in.	<b>35-022</b>





# ELECTRICAL HAND TOOLS

IDEAL Electrical offers a complete range of specialized hand tools to support the dynamic needs of the professional electrician. With innovative, quality tools for professional performance, backed by one superior brand, IDEAL continues to deliver premium tools in all categories. From screwdrivers, pliers, wrenches, levels to our iconic wire strippers, cutters, saws, and more you can count on IDEAL for all of your professional hand tool needs.



## Hex-Key Sets

- High-quality steel construction
- Dual-durometer, slip-resistant grip



Description	Part No.
4 in. handle w/nine 3-in. keys (5/64 in., 3/32 in., 7/64 in., 1/8 in., 9/64 in., 5/32 in., 3/6 in., 7/32 in. & 1/4 in.)	<b>35-146</b>
5-1/4 in. handle w/five 5-in. keys (3/16 in., 7/32 in., 1/4 in., 5/16 in. & 3/8 in.)	<b>35-147</b>

## Utility Knife

- Quick-change retractable blade system – no disassembly required
- Built in pull-line cutter
- Includes three blades in storage compartment



Description	Replacement Blades	Part No.
Utility Knife	<b>35-301*</b>	<b>35-300</b>

\*Five universal blades per package.

## Folding Saw

- Light-weight, heavy-duty die cast construction
- Ergonomic rubber comfort grip
- Blade safely and conveniently folds down in handle
- Accepts most standard 6 in. recip blades



Description	Part No.
Folding Saw	<b>35-274</b>

## Jab Saw

- Ergonomic, textured non-slip grip w/plunge-tip design
- Wallboard blade
- Weighted head provides superior balance



Description	Part No.
Jab Saw	<b>35-275</b>

## Heavy-Duty Hacksaw

- Cushioned ergonomic grip for performance and comfort
- Rugged frame provides lightweight rigidity and exceptional control
- Includes 12 in. x 24T bi-metal blade, stores up to nine extra blades
- Blades can be adjusted to 55° angle for flush cutting and tensioned to 30,000 psi



Description	Part No.
Heavy-Duty Hacksaw	<b>35-260</b>

## Ergonomic Hacksaw

- Angled handle for easier cutting
- Blade can easily be adjusted for flush cutting
- Easy tensioning wing-nut keeps blades tight for straighter cuts
- Cushioned ergonomic grip for performance and comfort



Description	Part No.
Ergonomic Hacksaw with 12 in. x 24T bi-metal blade	<b>35-261</b>

## Hacksaw Blades

- Bi-metal blades provide strength, flexibility and long life



Description	Quantity	Part No.
12 in. x 18T Blades	Card of 10	<b>35-271</b>
12 in. x 24T Blades		<b>35-272</b>
12 in. x 32T Blades		<b>35-273</b>
12 in. x 18T Blades	Box of 100	<b>35-262</b>
12 in. x 32T Blades		<b>35-264</b>

## Hand Tool Tether

- Maximum working capacity of 2 lb.
- Relaxed length of 3-1/2 ft.
- Maximum extended length of 5-1/2 ft.
- Approved to ANSI/ISEA 121-2018 standard



Description	Part No.
2 lb. Hand Tool Tether	<b>37-100</b>

## Pocket Knives

- 2-1/4 in. blade locks in position
- High-carbon stainless steel blade construction for extra strength and durability
- Durable non-slip handle
- Brass liners



Description	Blade Type	Part No.
Electrician's Knife	Spear point and Screwdriver	35-285
Linesman Jack Knife	Sheepfoot	35-287

## Drop-Forged Hammer

- One-piece drop-forged, tempered-steel polished head and handle
- Long, straight claws simplify removal of electrical fixtures
- Comfortable, perforated anti-vibe grips



Description	Part No.
18 oz. x 12-1/2 in. Drop-Forged Handled Hammer	35-210

## Measuring Tapes



**Magnetic-tipped end hook**

- Measurement marks on both sides of tape
- Blade automatically stays out when extended
- Push button for smooth blade retraction
- Comfortable, shock-resistant rubber grip


Description	Tape Width	Part No.
Auto-Lock Tape Measure - 25 ft.	1 in.	35-242
Auto-Lock Tape Measure w/Magnetic Tip - 30 ft.		35-238

## Precision Levels

- Integrated Thumb Winder™ conduit wheel and contoured screw prevents doglegs
- Rare earth magnets provide maximum holding strength
- V-groove bottom surface for stable mounting to conduit



**3.5 in. Precision Level is handy for tight spaces**



Description	Part No.
3.5 in. Precision Level	35-206
6 in. Precision Level	35-207
8 in. Precision Level	35-208

## Torpedo Level

- 9 in. aluminum frame with magnetic and V-grooved edges
- Windows provide easy reading of plumb level and 45° angle
- Three rare earth magnets for strong cling to conduit



Description	Part No.
9 in. Torpedo Level	35-205

## SirNickless™ Cutter

- Handles all common BX, MCAP®, MC and Flex cables
- Blade cuts armor without damage to internal conductors
- Splices cleanly through casings with only a few turns
- Handle knob stores up to six replacement blades (Cutter comes with one blade installed.)



Description	Quantity	Part No.
Rotary Armored Cable Cutter	—	<b>35-782</b>
Replacement Blades	Card of 5	<b>35-781</b>
	Card of 1	<b>35-781-1</b>

MCAP® is a registered trademark of Southwire Company.

## IDEAL Wipes Multi-Purpose Towels

- Durable pre-moistened fabric scrubs without tearing
- Cleans dirt, grease, lube and grime from most surfaces
- Infused with natural hand moisturizers and Vitamin E, orange citrus scent
- Meets California C.A.R.B. standards



Description	Part No.
IDEAL Wipes, 12 in. x 9 in. (Can of 82 wipes)	<b>38-500</b>
IDEAL Wipes Canister Bracket	<b>38-500BR</b>

## Aviation Tin Snips

- Labor-saving design cuts straight, left and right, with one tool
- Chrome-molybdenum steel forged blades for strength and durability
- Serrated edges provide a stable hold when cutting



Description	Part No.
Aviation Tin Snips	<b>35-001</b>

## Ratchet Crimp Tool

- Crimps insulated or bare terminals and splices on 10-22 AWG wire
- Ratchet action prevents release prior to crimp connection – helps ensure uniform crimps
- Vinyl-coated handles provide a solid, comfortable grip



Description	Part No.
Ratchet Crimp Tool	<b>83-001</b>

## Four-Way Crimp Tool

- Design ensures even compression and reliable connections
- Spring-loaded, cam-actuated plungers
- Fingertip adjustment for two connector sizes



Description	Part No.
Four-Way Crimp Tool for use with Buchanan 2006S and 2011S Crimp Connectors	<b>C24</b>

## Mechanical Indentor and Crimp Tool

- Use with aluminum (6 AWG to 4/0) and copper (8 AWG to 250 KCMIL) wires
- Adjustable crimping nests with clearly marked gauges
- Lightweight and easy to operate
- Rugged cast steel construction for long-term durability





Description	Part No.
Mechanical Indentor & Crimp Tool	<b>88-843</b>

## Electric Engraving Tool

- Engraves metal, glass, stone, ceramics, plastics, hard rubber, wood and many other hard materials
- Unique design reduces bouncing and provides smooth, easy writing; operating at 7,200 strokes per minute
- Stroke adjusts to vary depth of mark
- Includes carbide-tipped point for normal markings
- Diamond point available for engraving extra-hard materials (50 to 64 Rockwell, scale C)



Description	Part No.
Engraver w/carbide-tipped point & 3-conductor grounded cord (7 ft.) & plug – 120V, 60 Hz	<b>11-113</b>
Carbide-Tipped replacement point 	<b>11-200</b>
Diamond replacement point 	<b>11-201</b>

# CABLE CUTTERS

The IDEAL focus on innovation is demonstrated by the PowerBlade™ line of cable cutters. Chucked into virtually any drill these robust cutters save time and money for utilities and commercial electricians.

## Big Kahuna™ Cable Cutter



(Drill not included)

- Fits most standard power drills
- Jaw opening of 3-1/2 in.
- Cuts copper cable up to 1250 MCM and aluminum cable up to 1250 MCM
- Specially hardened, rounded blades minimize cable distortion for professional quality

## PowerBlade™ 750 Cable Cutter



(Drill not included)

- Fits most standard power drills
- Jaw opening of 1-1/2 in.
- Cuts copper cable up to 750 MCM and aluminum cable up to 1000 MCM
- Specially hardened, rounded blades minimize cable distortion for professional quality

Description	Replacement Blade*	Part No.
Big Kahuna™ Cable Cutter	<b>KB-0276R</b>	<b>35-076</b>

\*Two blades per package, 1 upper blade and 1 lower blade.

Description	Replacement Blade*	Part No.
PowerBlade™ 750 Cable Cutter	<b>K-8906R</b>	<b>35-078</b>

\*Two blades per package, 1 upper blade and 1 lower blade.

## PowerBlade™ Cable Cutter Replacement Parts



**H-3400**



**H-3507**



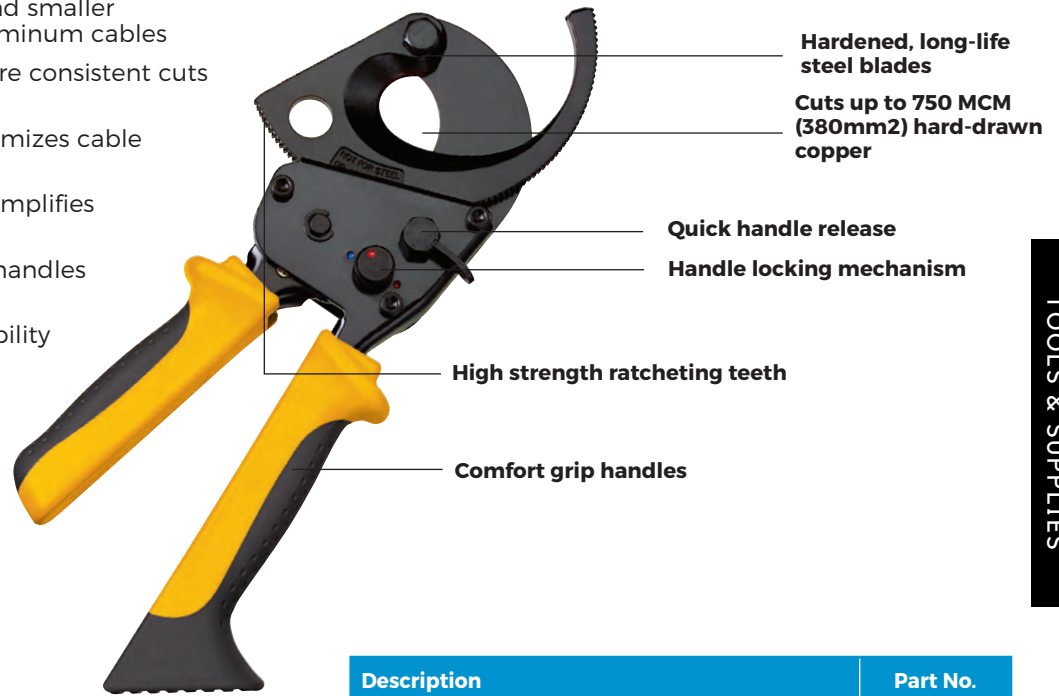
**K-8909**

Replacement Parts	Part No.
Gearbox Assembly	<b>H-3400</b>
PowerBlade™ Replacement Folding Assembly	<b>H-3507</b>
PowerBlade™ Replacement Torque Arm Assembly	<b>K-8909</b>



## BigFoot™ Ratcheting Cable Cutter

- Designed to cut 750 MCM and smaller hard-drawn copper and aluminum cables
- Hardened steel blades ensure consistent cuts and long-term durability
- Rounded blade design minimizes cable distortion during cutting
- Quick release mechanism simplifies blade back-out
- Locking mechanism keeps handles closed for easy storage
- Molded-in foot provides stability and leverage when making multiple cuts



**Molded foot for stability and leverage.**

Description	Part No.
750 MCM Ratcheting Cable Cutter*	<b>35-053</b>
Replacement blade (movable side only)	<b>35-057</b>

\*Max. Jaw Opening - 2 in. Not for cutting steel or ACSR.

## Ratcheting Cable Cutter

- Cuts hard drawn copper up to 400 MCM and soft copper, aluminum and multiple conductor cable up to 600 MCM
- Hardened steel blades ensure consistent cuts and long-term durability
- Rounded blade design minimizes cable distortion during cutting
- Quick release mechanism simplifies blade back-out
- Locking mechanism keeps handles closed for easy storage



Description	Part No.
400 MCM Ratcheting Cable Cutter*	<b>35-056</b>

\*Max. Jaw Opening - 2 in. Not for cutting steel or ACSR.

## Long-Arm Cable Cutters

- High strength forged blades for ultimate durability
- Precision-ground jaws make clean cuts with minimal cable distortion
- Replaceable blades
- For copper and aluminum only.
- Not designed for steel or ACSR.



Description	Length	Replacement Head	Part No.
250 MCM Long-Arm Cable Cutter	14 in.	<b>35-031B</b>	<b>35-031</b>
500 MCM Long-Arm Cable Cutter	22 in.	<b>35-032B</b>	<b>35-032</b>
1000 MCM Long-Arm Cable Cutter	32 in.	<b>35-033B</b>	<b>35-033</b>

**CAUTION: Comfort-grip handles are not designed for protection against electrical shock. Do not use on live circuits.**

# SCREWDRIVERS | NUT DRIVERS

## Specialty

- Multi-Bit
- Top quality screwdrivers designed especially for the professional electrician
- Multi-functional for all your fastening needs

## Cushioned-Grip

- Cushioned-grip provides comfort and maximum torque
- Blasted tip helps prevent plate chipping
- Nickel chrome steel shank for maximum strength and durability
- Mini cushioned-grip tightens small fasteners easily and accurately

## Nut Drivers

- Hollow shanks handle longer bolts
- Available in long lengths to accommodate extra long bolts
- Cushioned-gripped for comfort and maximum torque



TOOLS & SUPPLIES

## Screwdriver Advanced Features

### Specialty



Patented Wire Connector Wrench in handle



Accu-Loop™ Wire Looping Holes make perfect loops!

### Cushioned-Grip



FastFinder™ icon shows tip type on handle end



Combo Head™ tip ensures full fastener engagement



## 12-in-1 Multi-Bit Screwdriver & Nut Driver w/Combo Head™

- 3/16 in., 1/4 in. slotted
- #1, #2 Phillips
- 3/16 in., 1/4 in., 5/16 in., 3/8 in. hex
- T10, T15 Torx®
- #1, #2 square



Description	Part No.
12-in-1 Multi-Bit Screwdriver & Nut Driver w/ Combo Head™	<b>35-939</b>

*Torx® is a registered trademark of Acument Intellectual Properties, LLC.*

## 6-in-1 Multi-Bit Screwdriver & Nut Driver

- 3/16 in., 1/4 in. slotted
- #1, #2 Phillips
- 1/4 in., 5/16 in. hex



Description	Part No.
6-in-1 Multi-Bit Screwdriver & Nut Driver	<b>35-949</b>

## 6-in-1 Stubby Multi-Bit Screwdriver & Nut Driver

- 3/16 in., 1/4 in. slotted
- #1, #2 Phillips
- 1/4 in., 5/16 in. hex



Description	Part No.
6-in-1 Stubby Multi-Bit Screwdriver & Nut Driver	<b>35-945</b>

## 12-in-1 Multi-Bit Screwdriver & Nut Driver

- 3/16 in., 1/4 in. slotted
- #1, #2 Phillips
- 3/16 in., 1/4 in., 5/16 in., 3/8 in. hex
- T10, T15 Torx®
- #1, #2 square



Description	Part No.
12-in-1 Multi-Bit Screwdriver & Nut Driver	<b>35-946</b>

*Torx® is a registered trademark of Acument Intellectual Properties, LLC.*

## Replacement Tips

Description	Part No.
#1 & #2 Combo-Head™	<b>35-685</b>
1/4 in. Slotted - #2 Phillips	<b>35-940</b>
3/16 in. Slotted - #1 Phillips	<b>35-941</b>
#1 Square - #2 Square	<b>35-942</b>
#10 & #15 Star	<b>35-943</b>

## 6-in-1 Stubby & 6-in-1 Multi-Bit Screwdriver & Nut Driver Combo

- 6-in-1 Stubby
  - 3/16 in., 1/4 in. slotted
  - #1, #2 Phillips
  - 1/4 in., 5/16 in. hex
- 6-in-1 Multi-Bit
  - 3/16 in., 1/4 in. slotted
  - #1, #2 Phillips
  - 1/4 in., 5/16 in. hex



Description	Part No.
6-in-1 Stubby & 6-in-1 Multi-Bit Screwdriver & Nut Driver Combo	<b>35-954</b>

## 6-in-1 Stubby & 12-in-1 Multi-Bit Screwdriver & Nut Driver Combo

- 6-in-1 Stubby
  - 3/16 in., 1/4 in. slotted
  - #1, #2 Phillips
  - 1/4 in., 5/16 in. hex
- 12-in-1 Multi-Bit
  - 3/16 in., 1/4 in. slotted
  - #1, #2 Phillips
  - 3/16 in., 1/4 in., 5/16 in., 3/8 in. hex
  - T10, T15 Torx®
  - #1, #2 square



Description	Part No.
6-in-1 Stubby & 12-in-1 Multi-Bit Screwdriver & Nut Driver Combo	<b>35-953</b>

*Torx® is a registered trademark of Acument Intellectual Properties, LLC.*



## Extendable Length Screwdriver

- 1/4 in. slotted
- #2 Phillips
- #1, #2 Square
- Pull up to retract, push down to extend
- Collar spins for ease of use
- Comes with two double-sided blades







Description	Part No.
Extendable Length Screwdriver	<b>35-947</b>

## 11-in-1 Screwdriver/Nut Driver



- Includes: 1/4 in. Slotted, 3/16 in. Slotted, #2 Phillips, #1 Phillips, #1 Square, #2 Square, #15 Star, #10 Star, 5/16 in. Nut Driver & 1/4 in. Nut Driver
- Cushioned grip for comfort and performance
- Accu-Loop™ Wire looping holes

Description	Part No.
11-in-1 Screwdriver/Nut Driver	<b>35-910</b>
Replacement Bits	Part No.
1/4 in. Slotted - #2 Phillips (2/pack) 	<b>35-940</b>
3/16 in. Slotted - #1 Phillips (2/pack) 	<b>35-941</b>
#1 & #2 Square (2/pack) 	<b>35-942</b>
#15 & #10 Star (2/pack) 	<b>35-943</b>

## 7-in-1 Twist-a-Nut™ Screwdriver



- Patented Wire Connector Wrench accepts a wide variety of connectors and reduces finger fatigue
- Ergonomic, slip-free textured grip provides excellent torque and is impervious to perspiration, gas, oil and chemicals
- Handle is interchangeable with conduit deburrer head (#35-096) and 6-in-1 Tap Tool (#35-922)
- Bits included: 1/4 in. Slotted, 3/16 in. Slotted, #1 Phillips, #2 Phillips, 1/4 in. Nut Driver and 5/16 in. Nut Driver

Description	Part No.
7-in-1 Twist-a-Nut™ Screwdriver/Nut Driver	<b>35-908</b>
Replacement Handle	<b>K-8964</b>

## 9-in-1 Ratch-a-Nut™ Screwdriver



- Patented Wire Connector Wrench accepts a wide variety of connectors and reduces finger fatigue
- Pro-quality, 28 tooth, all metal ratchet can handle 225 lbs. of torque without failure
- Ergonomic, slip-free textured grip provides excellent torque and is impervious to perspiration, gas, oil and chemicals
- Accepts Twist-a-Nut™ replacement bits
- Bits included: 1/4 in. Slotted, 3/16 in. Slotted, #1 Phillips, #2 Phillips, 1/4 in. Nut Driver, 5/16 in. Nut Driver, and 7/16 in. Nut Driver

Description	Part No.
9-in-1 Ratch-a-Nut™ Screwdriver	<b>35-988</b>






## 21-in-1 Twist-a-Nut™ Ratcheting Screwdriver



- Patented Wire Connector Wrench accepts a wide variety of connectors and reduces finger fatigue
- Pro-quality, 28 tooth, all metal ratchet can handle 225 lbs. of torque without failure
- Ergonomic, slip-free textured grip provides excellent torque and is impervious to perspiration, gas, oil and chemicals
- Multiple bit storage unit in handle
- Bits included: #1 Phillips, #2 Phillips, #3 Phillips, 3/16 in. Slotted, 1/4 in. Slotted, 5/16 in. Slotted, #1 Square, #2 Square, #15 Star, #20 Star, #25 Star, #30 Star, 3/32" Hex, 1/8" Hex, 3/16" Hex, 5/32" Hex, 1/4" Nut Driver, 5/16" Nut Driver and 7/16" Nut Driver

Description	Part No.
21-in-1 Twist-a-Nut™ Screwdriver	<b>35-688</b>

## Replacement Tips (for 7-in-1 Twist-a-Nut™ and 9-in-1 Ratch-a-Nut™ Screwdrivers)

Description	Part No.
1/4 in. Slotted - #2 Phillips 	<b>35-911</b>
3/16 in. Slotted - #1 Phillips 	<b>35-912</b>
1/4 in. Slotted - #2 Square 	<b>35-913</b>
3/16 in. Slotted - #1 Square 	<b>35-914</b>
#15 & #10 Star 	<b>35-915</b>



## Twist-a-Nut™ Conduit Deburring Tools



- Deburrs inside and outside edges of 1/2 in., 3/4 in. and 1 in. thin wall conduit
- Hooded tip tightens EMT fitting set screws without slipping
- Square tip “seats” much more quickly on fitting screws than slotted version
- Head removes and is interchangeable with IDEAL 7-in-1 Twist-a-Nut™ Screwdriver shaft (#35-908)
- Head can be used at low speed setting in drill or cordless screwdriver

Description	Tip Type	Part No.
Conduit Deburring Tool	Slotted	<b>35-083</b>
Conduit Deburring Tool	#2 Square	<b>35-075</b>
Replacement Handle	—	<b>K-8964</b>
Conduit Deburring Tool (head only)	Slotted	<b>35-096</b>
Conduit Deburring Replacement Blade	—	<b>35-097</b>
Conduit Deburring Tool (head only)	#2 Square	<b>35-098</b>

## Twist-a-Nut™ Conduit Wiring Kit



- Includes:
  - Twist-a-Nut™ Screwdriver (35-908)
  - Twist-a-Nut™ Deburring Head - Square Tip (35-098)
  - Twist-a-Nut™ Tap Tool Shaft (35-923)
  - Three Spare Bits - 1/4 in. Slotted & #2 Square, 3/16 in. Slotted & #1 Square, #10 & #15 Star
  - 8-Pocket Carrying Pouch (35-927)
- Nylon carrying pouch with metal belt clip holds all three Twist-a-Nut™ tools plus room for four replacement bits or taps

Description	Part No.
Twist-a-Nut™ Conduit Wiring Kit	<b>35-926</b>
Twist-a-Nut™ Carrying Pouch only	<b>35-927</b>

## Twist-a-Nut™ Pro Electrician's Screwdrivers



- Vapor-blasted tip improves screw grip
- Tough, chrome vanadium steel shank

Description	Part No.
#2 x 6 in. Square Twist-a-Nut™ Pro Electrician's Screwdriver	<b>30-330</b>
1/4 in. x 4 in. Slotted Twist-a-Nut™ Pro Electrician's Screwdriver	<b>30-331</b>
1/4 in. x 6 in. Slotted Cabinet Tip Twist-a-Nut™ Pro Electrician's Screwdriver	<b>30-333</b>

## 6-in-1 Twist-a-Nut™ Tap Tool

- Forms new threads, re-forms burred threads and cleans out obstructions
- Reversible, high-carbon tap with three clearly marked thread sizes on each end
- Handle is interchangeable with 7-in-1 Screwdriver (#35-908) and Conduit Deburrer (#35-083)
- Includes: 6-32, 8-32 & 10-32 on one tapping side and 10-24, 12-24 & 1/4-20 on other side



Description	Part No.
6-in-1 Twist-a-Nut™ Tapping Tool	<b>35-922</b>
Replacement Handle	<b>K-8964</b>
Replacement collar and six taps	<b>35-923</b>

## Phillips Cushioned-Grip Screwdrivers



Description	Blade Length	Handle Length	Overall Length	Part No.
#1 Phillips	3 in.	3-3/4 in.	6-3/4 in.	<b>35-193</b>
#2 Phillips	1-1/2 in.	1-15/16 in.	3-7/16 in.	<b>35-191</b>
#2 Phillips	4 in.	4-5/16 in.	8-5/16 in.	<b>35-194</b>
#2 Phillips	6 in.	4-5/16 in.	10-5/16 in.	<b>35-195</b>
#3 Phillips	6 in.	5-23/64 in.	11-23/64 in.	<b>35-196</b>

## Combo Head™ Cushioned-Grip Screwdriver



Patented Combo Head™ tip ensures full fastener engagement



- Designed to accurately and securely fit most fasteners
- Patented design

Description	Blade Length	Handle Length	Overall Length	Part No.
Combo Head™ Cushioned-Grip Screwdriver	4 in.	4-5/16 in.	8-5/16 in.	<b>35-204</b>

## Square Cushioned-Grip Screwdrivers



Description	Blade Length	Handle Length	Overall Length	Part No.
#0 Square	4 in.	4-5/16 in.	8-5/16 in.	<b>35-690</b>
#1 Square	4 in.		8-5/16 in.	<b>35-691</b>
#1 Square	8 in.		12-5/16 in.	<b>35-692</b>
#2 Square	4 in.		8-5/16 in.	<b>35-693</b>
#2 Square	8 in.		12-5/16 in.	<b>35-694</b>
#3 Square	4 in.		8-5/16 in.	<b>35-695</b>

## Cabinet Cushioned-Grip Screwdrivers



Description	Blade Length	Handle Length	Overall Length	Part No.
3/16 in. shank and tip	3 in.	3-3/4 in.	6-3/4 in.	<b>35-183</b>
	4 in.		7-3/4 in.	<b>35-184</b>
	6 in.		9-3/4 in.	<b>35-186</b>
	8 in.		11-3/4 in.	<b>35-188</b>
	10 in.		13-3/4 in.	<b>35-190</b>

## Heavy-Duty Cabinet Cushioned-Grip Screwdrivers



Description	Blade Length	Handle Length	Overall Length	Part No.
1/4 in. shank and tip	4 in.	4-5/16 in.	8-3/8 in.	<b>35-150</b>
	6 in.		10-3/8 in.	<b>35-151</b>
	8 in.		12-3/8 in.	<b>35-152</b>

## Heavy-Duty Round Shaft Keystone Cushioned-Grip Screwdrivers



Round Shank	Blade Length	Handle Length	Overall Length	Part No.
1/4 in. shank and tip	1-1/2 in.	1-15/16 in.	3-7/16 in.	<b>35-161</b>
	4 in.	4-5/16 in.	8-5/16 in.	<b>35-164</b>
5/16 in. shank and tip	6 in.	5-11/32 in.	11-11/32 in.	<b>35-166</b>
3/8 in. shank and tip	8 in.		13-11/32 in.	<b>35-168</b>

## Heavy-Duty Square Shaft Keystone Cushioned-Grip Screwdrivers



Square Shank	Blade Length	Handle Length	Overall Length	Part No.
1/4 in. shank and tip	4 in.	4-5/16 in.	8-5/16 in.	<b>35-154</b>
5/16 in. shank and tip	6 in.	5-11/32 in.	11-11/32 in.	<b>35-156</b>
3/8 in. shank and tip	8 in.		13-11/32 in.	<b>35-158</b>

### 8-Piece Cushioned-Grip Screwdriver Set



Description	Part No.
8-Piece Screwdriver Set	<b>35-298</b>
<b>Set Includes:</b>	
#1 Phillips	<b>35-193</b>
3/16 in. Slotted	<b>35-183</b>
#2 Phillips	<b>35-194</b>
1/4 in. Heavy-Duty Round Keystone	<b>35-164</b>
1/4 in. Heavy-Duty Square Keystone	<b>35-154</b>
3/16 in. Cabinet	<b>35-186</b>
1/4 in. Heavy-Duty Cabinet	<b>35-151</b>
5/16 in. Heavy-Duty Keystone	<b>35-166</b>

### 5-Piece Cushioned-Grip Screwdriver Set



Description	Part No.
5-Piece Screwdriver Set	<b>35-297</b>
<b>Set Includes:</b>	
#2 Phillips	<b>35-194</b>
1/4 in. Heavy-Duty Square Keystone	<b>35-154</b>
3/16 in. Cabinet	<b>35-186</b>
1/4 in. Heavy-Duty Cabinet	<b>35-151</b>
5/16 in. Heavy-Duty Keystone	<b>35-166</b>

### 7-Piece Cushioned-Grip Screwdriver Set



Description	Part No.
7-Piece Screwdriver Set	<b>35-1298</b>
<b>Set Includes:</b>	
#1 Phillips	<b>35-193</b>
1/4 in. Heavy-Duty Cabinet	<b>35-150</b>
#2 Phillips	<b>35-194</b>
1/4 in. Heavy-Duty Square Keystone	<b>35-154</b>
3/16 in. Cabinet	<b>35-183</b>
5/16 in. Heavy-Duty Square Keystone	<b>35-156</b>
3/16 in. Cabinet	<b>35-186</b>

### 4-Piece Mini Cushioned-Grip Screwdriver Set

- Set Includes: #0 Phillips, 1/16 in. Keystone, 3/32 in. Cabinet and 1/8 in. Cabinet



Description	Part No.
4-Piece Screwdriver Set <b>SOLD ONLY AS A SET</b>	<b>35-1301</b>

### 2-Piece Stubby Cushioned-Grip Screwdriver Set

- Set Includes: #2 Phillips and 1/4 in. Keystone



Description	Part No.
2-Piece Stubby Screwdriver Set <b>SOLD ONLY AS A SET</b>	<b>35-1300</b>

## Quick Rotating Screwdriver



- Ideal for threading screws in switches, fixtures and anchors
- Quick and easy crank action

Description	Blade Length	Handle Length	Overall Length	Part No.
Cabinet Quick Rotating Screwdriver	5-9/16 in.	3-3/4 in.	9-3/8 in.	<b>35-200</b>
Phillips Quick Rotating Screwdriver	5-5/8 in.	4-5/16 in.	9-15/16 in.	<b>35-203</b>

## Awl



- Heavy-duty construction for piercing, punching and scribing

Description	Blade Length	Handle Length	Overall Length	Part No.
Awl	3 in.	3-3/4 in.	6-3/4 in.	<b>35-202</b>

## Grip-n-Screw™ Screwdriver




- Holds screw when collar is extended
- Non-magnetic screw-holding screwdriver

Description	Blade Length	Handle Length	Overall Length	Part No.
3/16 in. Slotted Grip-n-Screw™ Screwdriver	5-7/8 in.	3-3/4 in.	9-5/8 in.	<b>35-406</b>
#2 Phillips Grip-n-Screw™ Screwdriver	6-7/8 in.	4-15/16 in.	11-1/4 in.	<b>35-404</b>

## Off-Set Screwdriver Set

- 1/4 in. x 1/4 in. Slotted tips and #1 Phillips x #2 Phillips tips
- Designed to tighten fasteners in hard to reach places



Description	Overall Length	Part No.
Off-Set Screwdriver Set	4 in.	<b>35-219</b>

## Slim Electronics Screwdrivers

- Designed for maximum handling comfort when working in tight areas
- Tough, chrome vanadium steel shank
- Phosphate tip for long life
- Color-coded cap for easy identification



Description	Blade Length	Handle Length	Overall Length	Part No.
Cabinet, 3/32 in.	2-1/2 in.	3-9/16 in.	6-1/16 in.	<b>36-240</b>
	3 in.		6-9/16 in.	<b>36-241</b>
Cabinet, 1/8 in.	4 in.		7-9/16 in.	<b>36-242</b>
	6 in.		9-9/16 in.	<b>36-243</b>
Cabinet, 5/32 in.	4 in.		7-9/16 in.	<b>36-244</b>
	6 in.		9-9/16 in.	<b>36-245</b>
Phillips, #0	2-1/2 in.		6-1/16 in.	<b>36-246</b>
7-Piece Set includes one each of 36-240 thru 36-246				<b>36-248</b>
4-Piece Set includes one each of 36-240, 36-241, 36-242, & 36-246				<b>36-249</b>

Phillips



Square



Cabinet



Heavy-Duty Cabinet




Keystone



Heavy-Duty Keystone



Combo





## 7-in-1 Nut Driver



**NEW**

- Includes: 3/16 in., 5/16 in., 3/8 in., 9/16 in., 1/4 in., 11/32 in. & 7/16 in. Nut Driver bits

Description	Handle Length	Overall Length	Part No.
7-in-1 Nut Driver	5.125 in.	7-1/2 in.	<b>35-919</b>


## Nut Drivers



- Model 35-292 fits tan Twister® Wire Connector and 35-295 fits gray Twister® Wire Connectors

Description	Shank Length	Handle Length	Overall Length	Part No.
3/16 in.	3 in.	4-5/16 in.	7-5/16 in.	<b>35-290</b>
1/4 in.				<b>35-291</b>
5/16 in.				<b>35-292</b>
11/32 in.				<b>35-293</b>
3/8 in.				<b>35-294</b>
7/16 in.				<b>35-295</b>
1/2 in.				<b>35-296</b>

## 2-Piece Hollow-Shaft Nut Driver Set



- Includes: 1/4 in. Nut Driver & 5/16 in. Nut Driver
- Long shanks useful in deep electrical boxes

Description	Shank Length	Handle Length	Overall Length	Part No.
2-Piece Nut Driver Set	5-15/16 in.	4-5/16 in.	10-1/4 in.	<b>35-1302</b>


## 2-Piece Stubby Nut Driver Set

- Includes: 1/4 in. Nut Driver & 5/16 in. Nut Driver
- For use in tight spaces



Description	Blade Length	Handle Length	Overall Length	Part No.
2-Piece Nut Driver Stubby Set	1-1/2 in.	2-1/8 in.	3-5/8 in.	<b>35-1299</b>

## 7-Piece Nut Driver Set



Description	Part No.
7-Piece Nut Driver Set	<b>35-299</b>
<b>Set Includes:</b>	
3/16 in.	<b>35-290</b>
1/4 in.	<b>35-291</b>
5/16 in.	<b>35-292</b>
11/32 in.	<b>35-293</b>
3/8 in.	<b>35-294</b>
7/16 in.	<b>35-295</b>
1/2 in.	<b>35-296</b>

## Quick-Change Screwdriver


- Patented Sure-Loc™ Quick Change chuck securely holds bits
- Built-in bit storage container in handle holds up to five extra insert bits
- Bits fit most standard multi-bit screwdrivers
- E-Z Spin™ high torque rotating flip cap



Description	Blade Length	Handle Length	Overall Length	Part No.
Quick Change Screwdriver (Driver only)	3-1/16 in.	4-3/16 in.	7-1/4 in.	<b>35-932</b>
33-Piece Quick Change Screwdriver Set - Quick Change Screwdriver and 32-Piece Tamper-Proof Bit Block				<b>35-933</b>
33-Piece Quick Change Screwdriver Set - Quick Change Screwdriver and 32-Piece Standard Bit Block				<b>35-934</b>
32-Piece Tamper-Proof Bit Block				<b>35-933TP</b>
32-Piece Standard Bit Block				<b>35-933STD</b>

## Adjustable Torque Screwdriver

- Includes adjustable torque range of up to 36 in. lbs. (bi-directional accuracy, +/- 6%)
- Used for assembly and maintenance applications in accordance to 2017 NEC
- Unique torque limiting clutch disengages once preset torque is reached
- Kit contains: -  
Torque Screwdriver  
#1, #2 Phillips Bits  
#1 and #2 Square Bits  
1/4 in., 3/16 in. Slotted Bits



Description	Part No.
Adjustable Torque Screwdriver Kit, 0-36 in. lbs.	<b>35-936</b>
Adjustable Torque Screwdriver, 36 in. lbs.	<b>35-937</b>

# INDUSTRIAL SCREWDRIVER BITS & ACCESSORIES


- S2M tool steel, custom heat treated for strength and durability
- All tips are manufactured to tight tolerances to ensure accurate fit and full fastener engagement
- Insert bits have a retaining ring notch
- Power bits have a power locking groove
- 1/4 in. hex body
- Fit most standard multi-bit screwdrivers and power drills



DESIGNED FOR  
**PRECISION  
FIT  
AND LASTING  
PERFORMANCE**


## Power Bits

Power Locking Groove




1/4 in. Hex Body

## Insert Bits



Retaining Ring Notch

All tips are manufactured to tight tolerances to ensure accurate fit and full fastener engagement



Combo Head™

Slotted

Double Ended

Phillips

Square

Torx®

Torx® is a registered trademark of Acument Intellectual Properties, LLC.

## Combo Head™ Bits

- Patented design tip fits most Phillips screws

Description	Part No. (Carded)	Part No. (Bulk)
Combo Drive #2, 1 in. Insert Bit	<b>78-0105</b>	<b>78-0105-25</b>
Combo Drive #2, 2 in. Power Bit	<b>78-0106</b>	<b>78-0106-25</b>

## Slotted Bits

Description	Part No. (Carded)	Part No. (Bulk)
Slotted 1/4 in., 1 in. Insert Bit	<b>78-0209</b>	—
Slotted 1/4 in., 2 in. Power Bit	<b>78-0210</b>	—
Slotted 1/8 in., 1 in. Insert Bit	<b>78-0211</b>	—
Slotted 1/8 in., 2 in. Power Bit	<b>78-0212</b>	—
Slotted 3/16 in., 1 in. Insert Bit	<b>78-0213</b>	<b>78-0213-25</b>
Slotted 3/16 in., 2 in. Power Bit	<b>78-0214</b>	<b>78-0214-25</b>
Slotted 7/32 in., 1 in. Insert Bit	—	<b>78-0215-25</b>
Slotted 7/32 in., 2 in. Power Bit	—	<b>78-0216-25</b>

## Double-Ended Bits

Description	Part No. (Carded)	Part No. (Bulk)
DE Slotted 1/4 in. x #2 Phillips	<b>78-0102</b>	<b>78-0102-25</b>
DE Slotted 1/4 in. x #2 Square	<b>78-0103</b>	—
DE Square #2 Square x #2 Phillips	—	<b>78-0104-25</b>

## Magnetic Bit Holder

- Slender extension with powerful magnet to grasp and hold bits

Description	Part No. (Carded)	Part No. (Bulk)
Magnetic Bit Holder, 4 in.	<b>78-0107</b>	—
Magnetic Bit Holder, 6 in.	<b>78-0108</b>	<b>78-0108-10</b>

## Socket Adapter

Description	Part No. (Carded)	Part No. (Bulk)
Socket Adapter, 1 in. Insert Bit	<b>78-0217</b>	<b>78-0217-25</b>
Socket Adapter, 2 in. Power Bit	<b>78-0218</b>	—

## Magnetic Nut Setter

- Variety of sizes for multiple applications

Description	Part No. (Carded)	Part No. (Bulk)
Magnetic Nut Setter, 1/4 in.	<b>78-0111</b>	<b>78-0111-10</b>
Magnetic Nut Setter, 3/8 in.	<b>78-0113</b>	<b>78-0113-10</b>
Magnetic Nut Setter, 5/16 in.	<b>78-0114</b>	<b>78-0114-10</b>
Magnetic Nut Setter 3 pk. 1/4 in., 3/8 in., 5/16 in.	<b>78-0112</b>	—

## Torx® Bits

- Manufactured to tight tolerances to ensure accurate fit and full fastener engagement

Description	Part No. (Carded)	Part No. (Bulk)
Torx® 20, 1 in. Insert Bit	<b>78-0226</b>	—
Torx® 25, 1 in. Insert Bit	<b>78-0227</b>	—
Torx® 27, 1 in. Insert Bit	<b>78-0228</b>	—
Torx® 30, 1 in. Insert Bit	<b>78-0229</b>	—
7 pc. Torx® Bit Set in Holder	<b>78-0100</b>	—

Torx® is a registered trademark of Acument Intellectual Properties, LLC.

## Tamper-Proof Torx® Bits

Description	Part No. (Carded)	Part No. (Bulk)
TP Torx® T20, 1 in. Insert Bit	<b>78-0230</b>	—
TP Torx® T25, 1 in. Insert Bit	<b>78-0231</b>	—
TP Torx® T27, 1 in. Insert Bit	<b>78-0232</b>	—
TP Torx® T30, 1 in. Insert Bit	<b>78-0233</b>	—
7 pc. Tamper-Proof Torx® Bit Set in Holder	<b>78-0101</b>	—

Torx® is a registered trademark of Acument Intellectual Properties, LLC.

## Phillips Bits

Description	Part No. (Carded)	Part No. (Bulk)
Phillips #1, 1 in. Insert Bit	<b>78-0200</b>	<b>78-0200-25</b>
Phillips #1, 2 in. Power Bit	<b>78-0201</b>	<b>78-0201-25</b>
Phillips #2, 1 in. Insert Bit	<b>78-0202</b>	<b>78-0202-25</b>
Phillips #2, 2 in. Power Bit	<b>78-0203</b>	<b>78-0203-25</b>
Phillips #3, 1 in. Insert Bit	<b>78-0205</b>	<b>78-0205-25</b>
Phillips #3, 2 in. Power Bit	<b>78-0206</b>	<b>78-0206-25</b>

## Square Bits

Description	Part No. (Carded)	Part No. (Bulk)
Square #1, 1 in. Insert Bit	<b>78-0219</b>	<b>78-0219-25</b>
Square #1, 2 in. Power Bit	<b>78-0220</b>	<b>78-0220-25</b>
Square #2, 1 in. Insert Bit	<b>78-0221</b>	<b>78-0221-25</b>
Square #2, 2 in. Power Bit	<b>78-0222</b>	<b>78-0222-25</b>
Square #2, 6 in. Power Bit	<b>78-0223</b>	—
Square #3, 1 in. Insert Bit	<b>78-0224</b>	<b>78-0224-25</b>
Square #3, 2 in. Power Bit	<b>78-0225</b>	<b>78-0225-25</b>



# INSULATED TOOLS

- Double insulated, 1,000V certified
- Meets ASTM F1505-01 and IEC 60 900 standards
- Complies with OSHA 1910.335 regulations and NFPA 70E standards
- UL and VDE classified and certified (Pliers and Wire Strippers)
- Serrated jaws provide secure gripping surface
- Cutting jaws and edges laser hardened for strength and durability
- High carbon tool steel for precision durability
- Non-slip guard for added safety
- High visibility ergonomic handles for maximum comfort and control
- Textured handles provide a sure grip and are resistant to perspiration, water, oil and chemicals

Serrated jaws provide secure gripping surface

High carbon tool steel for precision durability

Cutting jaws and edges are laser hardened for greater strength and durability

Non-slip guard for added safety

High visibility ergonomic handles for maximum comfort and control

Textured handles provide a sure grip and are resistant to perspiration, water, oil and chemicals

Permanently bonded double insulated handles for added safety



Pliers & Wire Stripper only



Our insulated pliers and wire stripper are the first to have successfully passed UL classification requirements. Recognized as the undisputed leader in product safety and certification, UL has developed rigorous safety standards for 1000V insulated tools. In order to carry the UL classified mark, tools must be tested by UL to met these standards.



**Warning**


Whenever possible, always de-energize lines and equipment prior to working on or around them. 1000V insulated tools are designed only to reduce the chance of injury where the tool may make contact with an energized source. Work around energized circuits should only be done when absolutely necessary and only by qualified technicians. Property damage, personal injury or death may result if the following warnings are not heeded:

- Do not use any insulated tool if the insulation cracks, breaks or becomes damaged in any way. Destroy all dual-layer tools if the inner yellow layer shows through the orange outer layer.
- Do not touch the uninsulated portion of an insulated tool or any conductive object when either might contact an energized source.
- Tools must be kept clean and dry for proper insulating properties.
- Always inspect insulated tools before use.
- Use additional protection by wearing protective clothing and approved eye protection.
- Always use tools that are specifically designed for the task.
- These tools meet UL 22PP, ASTM F1505-01 and IEC 60 900 standards for insulated tools.
- Always follow OSHA 1910 S and NFPA 70E safety requirements when doing electrical work.

# INSULATED SCREWDRIVERS & NUT DRIVERS

IDEAL insulated screwdrivers and nut drivers are VDE certified to 1000V AC. Each one is designed to meet ASTM F1505-01, EN, DIN and IEC 60 900 test standards.

- Tempered blades are finished with black oxide and super hardened for maximum quality
- Precision ground tips provide secure fit for less spin-out
- Meets OSHA requirements for insulated tools (29 CFR 1910)



**Precision-ground tips provide secure fit for less spin-out**

**Molded-on insulation provides permanent bonding**



**Tempered chrome vanadium tool steel blades are super hardened for maximum quality**

# INSULATED HAND TOOLS

### Cutting Jaws

Induction hardened cutting edges for precise cuts and long life.



### Impact-Resistant

Designed for the most rugged job site conditions.



### Safety Finger Guard

Reduces chance of accidental contact with exposed metal tool parts.



### Insulated Multi-Crimp Tool



Description	Part No.
9-3/4 in. Insulated Multi-Crimp Tool	<b>30-9429</b>

### Insulated Cable Cutter



Description	Part No.
9-1/2 in. Insulated Cable Cutter	<b>35-9052</b>

### Insulated Linesman Pliers



Description	Part No.
9-1/4 in. Insulated Linesman Pliers	<b>30-9430</b>

### Insulated Tongue and Groove Pliers



Description	Part No.
10 in. Insulated Tongue and Groove Pliers	<b>35-9420</b>

### Insulated Diagonal-Cutting Pliers



Description	Part No.
8 in. Insulated Diagonal Cutting Pliers w/angled head	<b>35-9029</b>

### Insulated T<sup>®</sup>-5 Wire Stripper



Description	Part No.
Insulated T <sup>®</sup> -Stripper Wire Stripper 10-18 AWG solid or 12-20 AWG stranded.	<b>45-9120</b>

### Insulated Long-Nose Pliers



Description	Part No.
8-1/2 in. Insulated Long-Nose Pliers	<b>35-9038</b>

### Insulated Skinning Knife




Description	Part No.
Insulated Electrician's Skinning Knife	<b>35-9340</b>

## Insulated Screwdrivers



Description	Blade Length	Part No.
7/32 in. Slotted Insulated Screwdriver	5 in.	<b>35-9147</b>
3/32 in. Slotted Insulated Screwdriver	3 in.	<b>35-9148</b>
1/8 in. Slotted Insulated Screwdriver	4 in.	<b>35-9149</b>
1/4 in. Slotted Insulated Screwdriver	4 in.	<b>35-9150</b>
1/4 in. Slotted Insulated Screwdriver	6 in.	<b>35-9151</b>
5/16 in. Slotted Insulated Screwdriver	7 in.	<b>35-9166</b>
3/8 in. Slotted Insulated Screwdriver	8 in.	<b>35-9168</b>
#0 Phillips Insulated Screwdriver	2-3/8 in.	<b>35-9169</b>
#1 Phillips Insulated Screwdriver	3-3/16 in.	<b>35-9193</b>
#2 Phillips Insulated Screwdriver	4 in.	<b>35-9194</b>
#3 Phillips Insulated Screwdriver	6 in.	<b>35-9196</b>
#0 Square Insulated Screwdriver	6 in.	<b>35-9690</b>
#1 Square Insulated Screwdriver	6 in.	<b>35-9691</b>
#2 Square Insulated Screwdriver	6 in.	<b>35-9693</b>
#3 Square Insulated Screwdriver	6 in.	<b>35-9695</b>

## 7-Piece Insulated Nut Driver Set



Description	Part No.
7-Piece Insulated Nut Driver Set (Case included)	<b>35-9104</b>
<b>Set Includes:</b>	
3/16 in. x 5 in. Insulated Nut Driver	<b>35-9290</b>
1/4 in. x 5 in. Insulated Nut Driver	<b>35-9291</b>
5/16 in. x 5 in. Insulated Nut Driver	<b>35-9292</b>
3/8 in. x 5 in. Insulated Nut Driver	<b>35-9294</b>
7/16 in. x 5 in. Insulated Nut Driver	<b>35-9295</b>
1/2 in. x 5 in. Insulated Nut Driver	<b>35-9296</b>
9/16 in. x 5 in. Insulated Nut Driver	<b>35-9297</b>

## Insulated Tool Kit Cases



Description	Part No.
Soft Zipper Case for Basic Kit (35-9100 & 35-9108)	<b>35-9350</b>
Soft Zipper Case for Standard Kit (35-9101)	<b>35-9351</b>
Soft Zipper Case for Journeyman Kit (35-9102)	<b>35-9352</b>

## Insulated Nut Drivers



Description	Blade Length	Part No.
3/16 in. Insulated Nut Driver	5 in.	<b>35-9290</b>
1/4 in. Insulated Nut Driver		<b>35-9291</b>
5/16 in. Insulated Nut Driver		<b>35-9292</b>
11/32 in. Insulated Nut Driver		<b>35-9293</b>
3/8 in. Insulated Nut Driver		<b>35-9294</b>
7/16 in. Insulated Nut Driver		<b>35-9295</b>
1/2 in. Insulated Nut Driver		<b>35-9296</b>
9/16 in. Insulated Nut Driver		<b>35-9297</b>



## 9-Piece Insulated Tool Kit



Description	Part No.
9-Piece Insulated Tool Kit (Case Included)	<b>35-9108</b>
<b>Kit Includes:</b>	
9-1/4 in. Insulated Linesman Pliers	<b>30-9430</b>
8 in. Insulated Diagonal Cutting Pliers w/angled head	<b>35-9029</b>
8-1/2 in. Insulated Long-Nose Pliers	<b>35-9038</b>
Insulated T <sup>®</sup> -Stripper Wire Stripper	<b>45-9120</b>
Slotted 7/32 in. x 5 in. Insulated Screwdriver	<b>35-9147</b>
Slotted 1/4 in. x 4 in. Insulated Screwdriver	<b>35-9150</b>
Slotted 1/4 in. x 6 in. Insulated Screwdriver	<b>35-9151</b>
Phillips #1 x 3-3/16 in. Insulated Screwdriver	<b>35-9193</b>
Phillips #2 x 4 in. Insulated Screwdriver	<b>35-9194</b>

## Basic Insulated Tool Kit



Description	Part No.
Basic Insulated Tool Kit (Case Included)	<b>35-9100</b>
<b>Kit Includes:</b>	
9-1/4 in. Insulated Linesman Pliers	<b>30-9430</b>
Safe-T-Grip <sup>®</sup> Fuse Puller, Medium	<b>34-002</b>
8 in. Insulated Diagonal Cutting Pliers w/angled head	<b>35-9029</b>
8-1/2 in. Insulated Long-Nose Pliers	<b>35-9038</b>
9-1/2 in. Insulated Cable Cutter	<b>35-9052</b>
Slotted 1/4 in. x 4 in. Insulated Screwdriver	<b>35-9150</b>
Slotted 1/4 in. x 6 in. Insulated Screwdriver	<b>35-9151</b>
Phillips #2 x 4 in. Insulated Screwdriver	<b>35-9194</b>
1-1/2 in. Red Lockout Padlock	<b>44-916</b>
Circuit Breaker Lockout	<b>44-956</b>
Circuit Breaker Lockout	<b>44-957</b>
Insulated T <sup>®</sup> -Stripper Wire Stripper	<b>45-9120</b>

## Standard Insulated Tool Kit




Description	Part No.
Standard Insulated Tool Kit (Case Included)	<b>35-9101</b>
<b>Kit Includes:</b>	
9-1/4 in. Insulated Linesman Pliers	<b>30-9430</b>
Safe-T-Grip <sup>®</sup> Fuse Puller, Medium	<b>34-002</b>
8 in. Insulated Diagonal Cutting Pliers w/angled head	<b>35-9029</b>
8-1/2 in. Insulated Long-Nose Pliers	<b>35-9038</b>
9-1/2 in. Insulated Cable Cutter	<b>35-9052</b>
Slotted 1/4 in. x 4 in. Insulated Screwdriver	<b>35-9150</b>
Slotted 1/4 in. x 6 in. Insulated Screwdriver	<b>35-9151</b>
Slotted 5/16 in. x 7 in. Insulated Screwdriver	<b>35-9166</b>
Slotted 3/8 in. x 8 in. Insulated Screwdriver	<b>35-9168</b>
Phillips #1 x 3-3/16 in. Insulated Screwdriver	<b>35-9193</b>
Insulated Skinning Knife	<b>35-9340</b>
10 in. Insulated Tongue & Groove Pliers	<b>35-9420</b>
1-1/2 in. Red Lockout Padlock	<b>44-916</b>
Circuit Breaker Lockout	<b>44-956</b>
Circuit Breaker Lockout	<b>44-957</b>
Insulated T <sup>®</sup> -Stripper Wire Stripper	<b>45-9120</b>
VoltSensor <sup>™</sup> Non-Contact Voltage Tester	<b>61-063</b>

## Journeyman Insulated Tool Kit



Description	Part No.
Journeyman Insulated Tool Kit (Case Included)	<b>35-9102</b>
<b>Kit Includes:</b>	
9-3/4 in. Insulated Multi-Crimp Tool	<b>30-9429</b>
9-1/4 in. Insulated Linesman Pliers	<b>30-9430</b>
Safe-T-Grip® Fuse Puller, Medium	<b>34-002</b>
8 in. Insulated Diagonal Cutting Pliers w/angled head	<b>35-9029</b>
8-1/2 in. Insulated Long-Nose Pliers	<b>35-9038</b>
9-1/2 in. Insulated Cable Cutter	<b>35-9052</b>
Slotted 1/4 in. x 4 in. Insulated Screwdriver	<b>35-9150</b>
Slotted 1/4 in. x 6 in. Insulated Screwdriver	<b>35-9151</b>
Slotted 5/16 in. x 7 in. Insulated Screwdriver	<b>35-9166</b>
Slotted 3/8 in. x 8 in. Insulated Screwdriver	<b>35-9168</b>
Phillips #1 x 3-3/16 in. Insulated Screwdriver	<b>35-9193</b>
Phillips #2 x 4 in. Insulated Screwdriver	<b>35-9194</b>
Phillips #3 x 6 in. Insulated Screwdriver	<b>35-9196</b>
3/16 in. x 5 in. Insulated Nut Driver	<b>35-9290</b>
1/4 in. x 5 in. Insulated Nut Driver	<b>35-9291</b>
5/16 in. x 5 in. Insulated Nut Driver	<b>35-9292</b>
3/8 in. x 5 in. Insulated Nut Driver	<b>35-9294</b>
7/16 in. x 5 in. Insulated Nut Driver	<b>35-9295</b>
1/2 in. x 5 in. Insulated Nut Driver	<b>35-9296</b>
Insulated Skinning Knife	<b>35-9340</b>
10 in. Insulated Tongue & Groove Pliers	<b>35-9420</b>
Safety Lockout Padlock, Red	<b>44-916</b>
Circuit Breaker Lockout	<b>44-956</b>
Circuit Breaker Lockout	<b>44-957</b>
Insulated T®-Stripper Wire Stripper	<b>45-9120</b>
VoltSensor™ Non-Contact Voltage Tester	<b>61-063</b>

## 9-Piece Insulated Screwdriver Set



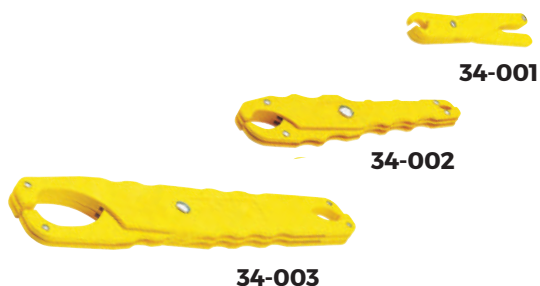
Description	Part No.
9-Piece Insulated Screwdriver Set (Case included)	<b>35-9103</b>
<b>Set Includes:</b>	
Slotted 7/32 in. x 5 in. Insulated Screwdriver	<b>35-9147</b>
Slotted 1/4 in. x 4 in. Insulated Screwdriver	<b>35-9150</b>
Slotted 1/4 in. x 6 in. Insulated Screwdriver	<b>35-9151</b>
Slotted 5/16 in. x 7 in. Insulated Screwdriver	<b>35-9166</b>
Slotted 3/8 in. x 8 in. Insulated Screwdriver	<b>35-9168</b>
Phillips #1 x 3-3/16 in. Insulated Screwdriver	<b>35-9193</b>
Phillips #2 x 4 in. Insulated Screwdriver	<b>35-9194</b>
Phillips #3 x 6 in. Insulated Screwdriver	<b>35-9196</b>
Square #0 x 4 in. Insulated Screwdriver	<b>35-9690</b>

## 2-Piece Insulated Screwdriver Set



Description	Part No.
2-Piece Insulated Screwdriver Set	<b>35-9305</b>
<b>Set Includes:</b>	
Slotted 1/4 in. x 4 in. Insulated Screwdriver	<b>35-9150</b>
Phillips #2 x 4 in. Insulated Screwdriver	<b>35-9194</b>

## Safe-T-Grip® Fuse Pullers



- Maximum efficiency and convenience for removing or replacing cartridge-type fuses
- Three sizes handle fuses ranging from 0 to 600A
- Fully insulated, high-dielectric, glass-filled polypropylene construction
- Notched handles provide safe, no-slip grip
- Clearly marked amperage ranges
- Exceed MIL specifications

Description	Overall Length	Part No.
Small Puller for 250V, 9/32 in. to 1/2 in. dia. fuses	5 in.	<b>34-001</b>
Medium Puller for 0 to 100A/250V & 600V, 1/2 in. to 1 in. dia. fuses	7-1/2 in.	<b>34-002</b>
Large Puller for 31 to 600A/250V & 31 to 400A/600V, 3/4 in. to 2-1/2 in. dia. fuses	11-3/4 in.	<b>34-003</b>

## Fuse Puller & Test Light



- Convenient pocket-sized tool safely pulls cartridge fuses and checks electrical connections
- Test prods fit parallel and tandem slot receptacles
- Built-in resistors limit current flow to eliminate false indication
- For 9/16 in. to 1 in. fuses, 100A/250V and 60A/600V
- Test capacity from 100V to 600V AC/DC

Description	Part No.
Fuse Puller & Test Light	<b>34-012</b>

## Fuse Pullers



- Molded of tough, high-impact nylon for strength
- No-slip gripping surface and protective finger stops for added safety

Description	Overall Length	Part No.
Small Puller for 0 to 30A/250V, 1/4 in. to 1/2 in. dia. fuses	5 in.	<b>34-015</b>
Large Puller for 0 to 100A/250V & 0 to 60A/600V, 9/16 in. to 1 in. dia. fuses	7-1/4 in.	<b>34-016</b>

## Fuse Puller Cross Reference

Fuse Size	Current	Voltage	IDEAL	Bussmann	Littlefuse
Ferrule Type	Amps	Volt a.c.			
1/4 x 1-1/4	1/500 to 30	250	<b>34-015</b>	FP-A3	97023
13/32 x 1-1/2	1/10 to 30	250	<b>34-001, 34-015</b>	FP-2	MFP
9/16 x 2	1/10 to 30	250	<b>34-002, 34-012, 34-016</b>	FP-2	LPFP
13/16 x 3	35 to 60	250	<b>34-016, 34-003, 34-012</b>	FP-2	LPFP
Knife Blade	Amps	Volt a.c.			
1 x 5-7/8	70 to 100	250	<b>34-012, 34-002, 34-016</b>	FP-3	LPFP
1-1/2 x 7-1/8	110 to 200	250	<b>34-003</b>	FP-3	LPFP
2 x 8-5/8	225 to 400	250	<b>34-003</b>	FP-4	GFP
2-1/2 x 10-3/8	450 to 600	250	<b>34-003</b>	FP-4	GFP
Ferrule Type	Amps	Volt a.c.			
13/32 x 1-1/2	1/10 to 30	600	<b>34-001, 34-012, 34-016</b>	FP-2	MFP
3/4 x 5	1/10 to 30	600	<b>34-002</b>	FP-2	MFP
1 x 5-1/2	35 to 60	600	<b>34-012, 34-002, 34-016</b>	FP-3	MFP
Knife Blade	Amps	Volt a.c.			
1-1/4 x 7-1/8	70 to 100	600	<b>34-003</b>	FP-3	LPFP
1-3/4 x 9-5/8	110 to 200	600	<b>34-003</b>	FP-4	LPFP
2-1/2 x 11-5/8	225 to 400	600	<b>34-003</b>	FP-4	LPFP
3 x 13-3/8	450 to 600	600	<b>NONE</b>	NONE	NONE

Please visit our website at [idealind.com](http://idealind.com) for more safety products from IDEAL!

- Insulated Tools
- Lockout/Tagout
- Fish Tapes
- Streetlight Kits
- Testers
- Safety Tapes & Signs

# TOOL CARRIERS | POUCHES | BACKPACKS

## Premium Leather Line

Top of the line tool carriers are handcrafted from top-grain cowhide and slow tanned in natural oils to enhance the leather's inherent strength. Each bag is hand waxed for lasting protection against stains and moisture and is warranted for life. Available in natural or black leather.

- Rust-resistant, plated-steel hardware and heavy, lock-stitched nylon thread for long-term durability



## Standard Leather Line

Leather that stands up to the job like no other material, these tool carriers are constructed of top-grain, natural cowhide and tanned for added strength and durability. Color ages to a deep tan over the years.

- Rust-resistant, plated-steel hardware and heavy, lock-stitched nylon thread for long-term durability

## Fabric Line

IDEAL® Pro Series line of tool backpacks, totes, pouches and bags are versatile carriers that are perfect for storing, organizing and transporting your vital tools and supplies.

Durable, functional, portable line of fabric carriers provide the perfect tool storage.





# IDEAL® Pro Series Dual Compartment Backpack

**NEW**

The Dual Compartment Tool Backpack provides a storage and transport solution for any tradesperson. The versatile design includes two compartments that can open to a lay-flat position for flexible use on the floor, bench or hoist. The backpack has an abundance of interior and exterior organizational pockets, an integrated drill holster as well as dedicated space for a laptop and/or tablet. The protective phone/glasses case safeguards your most vulnerable items while on the job and the removable tool pouch and bit holder allow for extra versatility and storage. Exterior pockets include a large double slotted front pocket that easily accommodates fish tapes, a water bottle carrier and a nickel-plated tape measure clip. The interior includes a wide variety of tiered pockets to hold screwdrivers, meters, bit holders, power drills, etc. The rugged molded bottom is designed to hold up in harsh environments.

## Features:

- 18 total pockets
- Molded plastic bottom for durability
- Fish tape holder
- Hard protective phone/sunglasses case
- Padded straps for added comfort
- Includes tape chain and tape measure clip
- Drill holster, removable tool pouch and dedicated laptop/tablet pocket
- Dimensions: 16 in. x 19 in. x 10-1/2 in.

Description	Part No.
IDEAL® Pro Series Dual Compartment Backpack	<b>37-000</b>

TOOLS & SUPPLIES



## IDEAL® Pro Series Single Compartment Backpack

- 18 total pockets
- Molded plastic bottom for durability
- Fish tape holder
- Hard protective phone/sunglasses case
- Padded straps for added comfort
- Includes tape chain and tape measure clip
- Drill holster, removable tool pouch and dedicated laptop/tablet pocket available on 37-000 model only
- Dimensions: 14-1/2 in. x 18-1/2 in. x 9 in.



Description	Part No.
IDEAL® Pro Series Single Compartment Backpack	<b>37-001</b>

## IDEAL® Pro Large Mouth Bags

- Total pockets: 37-012 26 pockets  
37-011 26 pockets  
37-010 20 pockets
- Top opens completely for easy access to large tools
- Reinforced to hold itself open
- Hard protective phone/sunglasses case
- Models 37-011 & 37-012 feature side pull straps for ease of transport
- Includes shoulder strap
- Includes tape chain and tape measure clip
- Dimensions: 37-012 18 in. x 11-1/2 in. x 11-1/2 in.  
37-011 16 in. x 11 in. x 9 in.  
37-010 13 in. x 9 in. x 9-1/2 in.



**37-012**

Description	Part No.
IDEAL® Pro Series Large Mouth Bag, 18 in.	<b>37-012</b>
IDEAL® Pro Series Large Mouth Bag, 16 in.	<b>37-011</b>
IDEAL® Pro Series Large Mouth Bag, 13 in.	<b>37-010</b>

**NEW LINE**

## IDEAL® Pro Series Premium Tool Carriers

- Total pockets: 37-031 34 pockets  
37-030 32 pockets
- Model 37-030 features a protective phone/sunglasses case
- Shoulder strap
- Molded carrying handle
- Removable drill bit pouch for versatility
- Includes tape chain and tape measure clip
- Easy access supply tool pocket
- Dimensions: 37-031 11 in. x 12 in. x 16 in.  
37-030 12 in. x 12 in. x 15 in.



**37-031**

Description	Part No.
IDEAL® Pro Series Premium Tool Carrier	<b>37-031</b>
IDEAL® Pro Series Molded Bottom Premium Tool Carrier	<b>37-030</b>

## IDEAL® Pro Series Premium Tool Pouch

- Two deep pockets to hold a variety of tools
- Designed to comfortably fit on hip
- Carry as a hand pouch, shoulder pouch or tool belt
- Includes both adjustable web belt with metal buckle and removable shoulder strap
- Includes tape chain and tape measure clip
- Dimensions: 10 in. x 6-1/2 in. x 11 in.



Description	Part No.
IDEAL® Pro Series Premium Tool Pouch	<b>37-020</b>

## IDEAL® Pro Series Electrical Supply Pouch

- Hook and loop divider allows for 1 or 2 compartments
- Easy carry of essential electrical supplies
- Wide open pockets for easy access of accessories
- Dimensions: 7 in. x 9-1/2 in. x 3 in.



Description	Part No.
IDEAL® Pro Series Electrical Supply Pouch	<b>37-024</b>

## IDEAL® Pro Series Compact Tool Pouch

- includes belt clip
- Compact, lightweight, low profile design
- Dimensions: 5-1/2 in. x 10-1/2 in. x 2 in.



Description	Part No.
IDEAL® Pro Series Compact Tool Pouch	<b>37-023</b>

## IDEAL® Pro Series Service Pouch

- Interior divider allows for 1 or 2 deep compartments
- Includes tape measure clip and tape chain
- Includes web tool belt
- Six external pockets
- Dimensions: 5-1/2 in. x 11 in. x 4 in.



Description	Part No.
IDEAL® Pro Series Service Pouch	<b>37-022</b>

## IDEAL® Pro Series Tool Belt

- Adjustable web tool belt with metal buckle
- Compatible with all IDEAL® Pro Series Tool Pouches
- Length can be adjusted from 26 in. to 40 in. waist size



Description	Part No.
IDEAL® Pro Series Tool Belt	<b>37-025</b>

**NEW LINE**

## IDEAL® Pro Series Flat Zipper Pouches

- Convenient storage for electrical tools
- Reflective strip for high visibility and labeling
- Light colored lining allows for easier identification of contents
- Grommet hole for hanging or combining with carabiner
- Dimensions: 37-052 14 in. x 4-1/2 in.  
37-050 12-1/2 in. x 7 in.  
37-051 10 in. x 5-1/2 in.  
37-055 12-1/2 in. X 7 in.



**37-055**

Description	Part No.
IDEAL® Pro Series Flat Zipper Pouch, 14 in.	<b>37-052</b>
IDEAL® Pro Series Flat Zipper Pouch, 12-1/2 in.	<b>37-050</b>
IDEAL® Pro Series Flat Zipper Pouch, 10 in.	<b>37-051</b>
IDEAL® Pro Series Flat Zipper Pouch, 3-Pack (Includes one each: 37-052, 37-050, 37-051)	<b>37-053</b>
IDEAL® Pro Series Flat Zipper Pouch, 4-Pack (Includes one each: Black, Blue, Red & Gray)	<b>37-055</b>

## IDEAL® Pro Series Stand Up Supply Zipper Pouches

- Stand up configuration allows for easy reach and access of supplies
- Convenient storage for electrical tools
- Reflective strip for high visibility and labeling
- Light colored lining allows for easier identification of contents
- Made of durable 1680D Ballistic material and includes carabiner for easy carry & storage (not for human support)
- Dimensions: 37-056 12-1/2 in. x 7-1/2 in.  
37-057 12-1/2 in. x 7-1/2 in.  
37-058 9 in. x 8 in. & 8-1/2 in. x 7 in.



**37-056**

Description	Part No.
IDEAL® Pro Series Stand Up Supply Zipper Pouch	<b>37-056</b>
IDEAL® Pro Series Stand Up Supply Zipper Pouch, 3-Pack (Includes: Black, Blue & Gray Pouches)	<b>37-057</b>
IDEAL® Pro Series Stand Up Supply Zipper Pouch, 2-Pack (Includes: Blue & Black Pouches)	<b>37-058</b>

## Large Mouth Bags

- Top opens completely for easy access to large tools — reinforced to hold itself open
- Measures 9 in. wide x 12 in. deep with outside and inside pockets for convenient hand tool storage
- Rugged zipper closure helps prevent tool loss
- Removable shoulder strap
- Durable multi-ply construction



Description	Part No.
Large Mouth Bag - 13 in. long	<b>35-410</b>
Large Mouth Bag - 16 in. long	<b>35-418</b>
Large Mouth Bag - 18 in. long	<b>35-427</b>

## Journeyman Electrician's Tote™ Tool Bag

- Compact and versatile design
- Carry as a hand-tote, shoulder-tote or tool-belt
- Includes removable shoulder strap and belt
- Durable multi-ply construction



Description	Part No.
Journeyman Electrician's Tote™ Tool Bag	<b>35-462</b>

## Master Electrician's Tote™

- Spacious and durable design
- Organizes and displays tools for fast access
- Includes removable shoulder strap
- Durable multi-ply construction



Description	Part No.
Master Electrician's Tote™	<b>35-441</b>

## Mechanic's Tool Bag

- Eight narrow inside pockets designed to hold small tools
- Two side pockets with closeable snaps for large tools or loose items
- Double inside liner and rigid bottom prevent bag distortion
- Durable nylon polyester construction



Description	Part No.
Mechanic's Tool Bag	<b>35-535</b>

## Zipper Pouches

- Durable, water resistant material
- Heavy duty, self-repairing zippers



Description	Part No.
10-1/2 in. Zipper Pouch	<b>35-402</b>
12-1/2 in. Zipper Pouch	<b>35-403</b>

## Divider Pouch™ Small Parts Bag

- Designed to provide perfect small parts storage — keeps parts separate and organized
- Six internally divided 5-in. deep pockets
- Convenient drawstring protects contents from spillage
- Convenient handle loop
- Sized to stack in 5-gallon buckets
- Durable nylon polyester construction



Note: Wire connectors sold separately.

Description	Part No.
Divider Pouch™ Small Parts Bag	<b>35-655</b>

## Supplies Apron

- Two pockets for connectors and fasteners, each 8 in. x 15 in.
- Natural duck construction



Description	Part No.
Supplies Apron	<b>35-474</b>

## Pocket Pal® Tool Holster

- Protects pocket from sharp tools
- Doubles tool carrying capacity
- Can be worn in pocket or on belt



Description	Part No.
Pocket Pal® Tool Holster	<b>35-505</b>



## Tuff-Tote® Ultimate Tool Carriers



- 8 in. square tool carrier features 2 divided inside compartments with 6 screwdriver loops, 1 large center compartment, 4 outside pockets and 8 outside tool loops for easy identification and access
- Oil and moisture-resistant reinforced bottom

Description	Part No.
Premium Leather Carrier w/shoulder strap	<b>35-975</b>
Premium Black Leather Carrier w/shoulder strap	<b>35-975BLK</b>
Standard Leather Carrier w/shoulder strap	<b>35-325</b>

## Tuff-Tote® Tool Carrier

- Convenient 6 in. x 8 in. tool carrier with 4 center screwdriver slots, 2 interior compartments, 2 divided outside pockets and 4 outside tool loops
- Unique stand-alone design keeps tool standing upright for easy identification and access
- Oil and moisture-resistant reinforced bottom



Description	Part No.
Premium Leather Carrier w/shoulder strap	<b>35-969</b>

## Ergo Tool Pouch

- Compact ergonomic design for versatility and superior comfort
- Large tool holding capacity
- Rust-resistant, plated-steel hardware and heavy, lock-stitched nylon thread for long-term durability



Description	Part No.
Standard Natural Leather Ergo Tool Pouch	<b>35-312</b>

## Hip Holster Tool Pouch

- Compact, 6-pocket holster
- Heavy-duty leather construction
- Riveted corners for long life
- Tape measure holder



Description	Part No.
Premium Hip Holster Tool Pouch	<b>35-784BLK</b>

## Tuff-Tote® Tool Pouches



- 8-pocket, belt-mounted pouch features large Utility compartment with 2 dividers and 6 screwdriver loops, 7 outside pockets, release snaps and tape chain and removable shoulder strap
- Tunnel belt loop accommodates belts up to 2-1/4 in. wide

Description	Part No.
Premium Leather Pouch w/shoulder strap	<b>35-950</b>
Premium Black Pouch w/shoulder strap	<b>35-950BLK</b>
Standard Leather Pouch w/shoulder strap	<b>35-311</b>

## Electrician's Tool Pouch

- Seven-pocket tool pouch
- Full length belt tunnel
- Chain tape lanyard



Description	Part No.
Standard Leather Electrician's Tool Pouch	<b>10-466</b>

## Shoulder Straps



**35-965**      **35-338**

- Nickel-plated hardware for long-term durability and corrosion resistance
- 2-in. wide shoulder pad for added comfort

Description	Part No.
Premium Leather Strap	<b>35-965</b>
Standard Leather Strap	<b>35-338</b>

## Belts



**35-995**      **35-316**      **10-398**

- Nickel-plated hardware for long-term durability and corrosion resistance

Description	Part No.
Leather Belt - 2 in. x 48 in.	<b>35-995</b>
Leather Belt - 1-3/4 in. x 46 in.	<b>35-316</b>
Web Belt	<b>10-398</b>

# TOOL KITS

## 6-Piece Tool Kit



Description	Part No.
6-Piece Hand Tool Kit	<b>30-727</b>
<b>Kit Includes:</b>	
9-1/2 in. Linesman Plier	<b>30-430</b>
8 in. Diagonal Cutting Plier	<b>35-029</b>
8-1/2" Long-Nose Plier	<b>35-038</b>
1/4" Heavy-Duty Cabinet Screwdriver	<b>35-150</b>
#2 Phillips Screwdriver	<b>35-194</b>
T <sup>®</sup> -Stripper Wire Stripper	<b>45-120</b>

## 7-Piece Tool Kit



Description	Part No.
7-Piece Hand Tool Kit	<b>30-728</b>
<b>Kit Includes:</b>	
9-1/2 in. Linesman Plier	<b>30-430</b>
8-1/2 in. Long-Nose Plier	<b>35-038</b>
1/4" Heavy-Duty Cabinet Screwdriver	<b>35-150</b>
3/16 in. Cabinet Screwdriver	<b>35-186</b>
#2 Phillips Screwdriver	<b>35-194</b>
T <sup>®</sup> -Stripper Wire Stripper	<b>45-120</b>
600A AC Clamp Meter	<b>61-744</b>

## 11-Piece Tool Kit



Description	Part No.
11-Piece Hand Tool Kit	<b>30-729</b>
<b>Kit Includes:</b>	
9-1/2 in. Linesman Plier	<b>30-430</b>
8 in. Diagonal-Cutting Plier	<b>35-029</b>
8-1/2 in. Long-Nose Plier	<b>35-038</b>
1/4 in. Heavy-Duty Cabinet Screwdriver	<b>35-150</b>
3/16 in. Cabinet Screwdriver	<b>35-186</b>
#1 Phillips Screwdriver	<b>35-193</b>
#2 Phillips Screwdriver	<b>35-194</b>
9-1/2 in. Tongue & Groove Plier	<b>35-420</b>
T®-Stripper Wire Stripper	<b>45-120</b>
Journeyman Electrician's Tote™ Tool Bag & Removable Shoulder Strap	<b>35-462</b>

## 14-Piece Tool Kit



Description	Part No.
14-Piece Hand Tool Kit	<b>30-730</b>
<b>Kit Includes:</b>	
9-1/2 in. Linesman Plier w/Smart-Grip™ Handle	<b>30-3430</b>
1/4 in. Heavy-Duty Cabinet Screwdriver	<b>35-150</b>
3/16 in. Cabinet Screwdriver	<b>35-186</b>
#1 Phillips Screwdriver	<b>35-193</b>
#2 Phillips Screwdriver	<b>35-194</b>
1/4 in. Nut Driver	<b>35-291</b>
5/16 in. Nut Driver	<b>35-292</b>
#2 Square Screwdriver	<b>35-693</b>
8 in. Diagonal-Cutting Plier w/Smart-Grip™ Handle	<b>35-3029</b>
8-1/2 in. Long-Nose Plier w/Smart-Grip™ Handle	<b>35-3038</b>
9-1/2 in. Tongue & Groove Plier w/Smart-Grip™ Handle	<b>35-3420</b>
Reflex™ Premium T®-Stripper Wire Stripper	<b>45-615</b>
Journeyman Electrician's Tote™ Tool Bag w/ Removable Shoulder Strap & Belt	<b>35-462</b>

## 17-Piece Master Electrician's Kit w/Tool Carrier



Description	Part No.
17-Piece Master Electrician's Kit	<b>35-809</b>
<b>Kit Includes:</b>	
9-1/2 in. Linesman Plier w/New England nose and crimping die	<b>30-3430</b>
8-1/2 in. Long-Nose Pliers w/cutter	<b>35-3038</b>
9-1/2 in. Cable Cutter	<b>35-3052</b>
9-1/2 in. Tongue & Groove Pliers	<b>35-3420</b>
7-in-1 Twist-a-Nut™ Screwdriver	<b>35-908</b>
1/4 in. x 4 in. Cushioned-Grip Slotted round shank Screwdriver	<b>35-164</b>
3/16 in. x 6 in. Cushioned-Grip Slotted Cabinet Tip Screwdriver	<b>35-186</b>
Phillips #1 x 3 in. Cushioned-Grip Screwdriver	<b>35-193</b>
Phillips #2 x 4 in. Cushioned-Grip Screwdriver	<b>35-194</b>
Torpedo Level	<b>35-205</b>
Electrician's Hammer	<b>35-210</b>
25' Auto-Lock Tape Measure	<b>35-242</b>
Electrician's Knife	<b>35-285</b>
3/16 in. x 6 in. Cushioned-Grip Screw holding Slotted Screwdriver	<b>35-406</b>
Kinetic™ Reflex™ T®-Stripper Wire Stripper	<b>45-915</b>
Vol-Con® Voltage/Continuity Tester	<b>61-076</b>
Tuff-Tote® Premium Leather Tool Carrier	<b>35-975</b>

## 16-Piece Master Electrician's Kit w/Pouch



Description	Part No.
16-Piece Master Electrician's Kit	<b>35-800</b>
<b>Kit Includes:</b>	
9-1/4 in. Linesman Plier w/fish tape puller	<b>30-430</b>
8 in. Diagonal-Cutting Pliers w/angled head	<b>35-029</b>
8-1/2 in. Long-Nose Plier	<b>35-038</b>
9-1/2 in. Cable Cutter	<b>35-052</b>
Twist-a-Nut™ Conduit Deburring Tool	<b>35-083</b>
1/4 in. x 4 in. Cushioned-Grip Slotted round shank Screwdriver	<b>35-164</b>
#2 x 4 in. Cushioned-Grip Phillips Screwdriver	<b>35-194</b>
Electrician's Hammer	<b>35-210</b>
25' Auto-Lock Tape Measure	<b>35-242</b>
Electrician's Knife	<b>35-285</b>
Standard Leather Pouch w/shoulder strap	<b>35-311</b>
10-1/2 in. Tongue and Groove Plier	<b>35-430</b>
7-in-1 Twist-a-Nut™ Screwdriver	<b>35-908</b>
T®-Stripper Wire Stripper	<b>45-120</b>
Vol-Con® Voltage/Continuity Tester	<b>61-076</b>
Replacement Battery	<b>61-201</b>



## 16-Piece Master Electrician's Kit w/Large Mouth Bag



Description	Part No.
16-Piece Master Electrician's Kit	<b>35-808</b>
<b>Kit Includes:</b>	
Combo Crimp/Strip Tool	<b>30-428</b>
Pocket Fuse Puller	<b>34-002</b>
9-1/2 in. Linesman Plier w/New England nose, crimping die and fish tape puller	<b>30-430</b>
8-1/2 in. Long-Nose Pliers w/cutter	<b>35-038</b>
9-1/2 in. Cable Cutter	<b>35-052</b>
1/4 in. x 4 in. Cushioned-Grip Slotted round shank Screwdriver	<b>35-164</b>
3/16 in. x 6 in. Cushioned-Grip Slotted Cabinet Tip Screwdriver	<b>35-186</b>
#1 x 3 in. Cushioned-Grip Phillips Screwdriver	<b>35-193</b>
#2 x 4 in. Cushioned-Grip Phillips Screwdriver	<b>35-194</b>
Electrician's Hammer	<b>35-210</b>
25' Auto-Lock Tape Measure	<b>35-242</b>
Ergonomic Hacksaw	<b>35-261</b>
Electrician's Knife	<b>35-285</b>
10-1/2 in. Tongue and Groove Plier	<b>35-430</b>
Reflex™ T®-5 T®-Stripper Wire Stripper	<b>45-415</b>
18 in. Large Mouth Bag	<b>35-427</b>

## 13-Piece Journeyman Electrician's Kit w/Electrician's Tote



Description	Part No.
13-Piece Journeyman Electrician's Kit	<b>35-790</b>
<b>Kit Includes:</b>	
9-1/2 in. Linesman Plier w/New England nose and crimping die	<b>30-3430</b>
Fuse Puller, Medium	<b>34-002</b>
1/4 in. x 4 in. Cushioned-Grip Slotted round shank Screwdriver	<b>35-164</b>
3/16 in. x 4 in. Cushioned-Grip Slotted Cabinet Tip Screwdriver	<b>35-186</b>
#1 x 3 in. Cushioned-Grip Phillips Screwdriver	<b>35-193</b>
#2 x 4 in. Cushioned-Grip Phillips Screwdriver	<b>35-194</b>
Torpedo Level	<b>35-205</b>
25' Auto-Lock Tape Measure	<b>35-242</b>
Electrician's Knife	<b>35-285</b>
8-1/2 in. Long-Nose Pliers w/cutter	<b>35-3038</b>
9-1/2 in. Tongue & Groove Plier	<b>35-3420</b>
Kinetic™ Reflex™ T®-Stripper Wire Stripper	<b>45-915</b>
Journeyman Electrician's Tote®	<b>35-462</b>

## 12-Piece Journeyman Electrician's Kit w/Tool Pouch



Description	Part No.
12-Piece Journeyman Electrician's Kit	<b>35-5805</b>
<b>Kit Includes:</b>	
Web Belt	<b>10-398</b>
Electrician's Leather Tool Pouch	<b>10-466</b>
9-1/2 in. Linesman Plier w/New England nose, crimping die and fish tape puller	<b>30-430</b>
8 in. Diagonal-Cutting Pliers	<b>35-028</b>
8-1/2 in. Long-Nose Plier	<b>35-038</b>
1/4 in. x 4 in. Cushioned-Grip Slotted round shank Screwdriver	<b>35-164</b>
3/16 in. x 4 in. Cushioned-Grip Slotted Cabinet Tip Screwdriver	<b>35-184</b>
#1 x 3 in. Cushioned-Grip Phillips Screwdriver	<b>35-193</b>
#2 x 4 in. Cushioned-Grip Phillips Screwdriver	<b>35-194</b>
25' Auto-Lock Tape Measure	<b>35-242</b>
8-1/2 in. Tongue & Groove Pliers	<b>35-420</b>
Premium T <sup>®</sup> -5 T <sup>®</sup> -Stripper Wire Stripper	<b>45-120</b>

## 4-Piece Electrician's Holster Kit

Description	Part No.
4-Piece Electrician's Holster Kit	<b>35-5799</b>
<b>Kit Includes:</b>	
9-1/2 in. Linesman Plier w/New England nose and crimping die	<b>30-430</b>
Pocket Pal <sup>®</sup> Tool Holster	<b>35-505</b>
11-in-1 Screwdriver/Nut Driver	<b>35-910</b>
Premium T <sup>®</sup> -5 T <sup>®</sup> -Stripper Wire Stripper	<b>45-120</b>

## 6-Piece Electrician's Holster Kit



Description	Part No.
6-Piece Electrician's Holster Kit	<b>35-794</b>
<b>Kit Includes:</b>	
9-1/4 in. Linesman Plier w/fish tape puller	<b>30-430</b>
25' Auto-Lock Tape Measure	<b>35-242</b>
Utility Knife	<b>35-300</b>
Pocket Pal <sup>®</sup> Tool Holster	<b>35-505</b>
7-in-1 Twist-a-Nut <sup>™</sup> Screwdriver	<b>35-908</b>
T <sup>®</sup> -5 T <sup>®</sup> -Stripper Wire Stripper	<b>45-120</b>

## 5-Piece Electrician's Holster Kit



Description	Part No.
5-Piece Electrician's Holster Kit	<b>35-5792</b>
<b>Kit Includes:</b>	
9-1/4 in. Linesman Plier w/fish tape puller	<b>30-430</b>
3/16 in. x 6 in. Cushioned-Grip Slotted Cabinet Tip Screwdriver	<b>35-186</b>
#2 x 4 in. Cushioned-Grip Phillips Screwdriver	<b>35-194</b>
Pocket Pal <sup>®</sup> Tool Holster	<b>35-505</b>
Premium T <sup>®</sup> -5 T <sup>®</sup> -Stripper Wire Stripper	<b>45-120</b>



# POWER TOOL ACCESSORIES

With great durability and high accuracy, the IDEAL® line of power tool accessories makes cutting jobs quick and easy. This power tool accessories line includes high quality metals, enhanced coatings, and value added features to meet the professional electrician's varying needs. Experience less down time and get a superior cost-per-cut advantage with IDEAL.

## Carbide-Tipped Hole Cutters

Sheet Metal  
Stainless Steel  
Aluminum  
Brass



## Step Drills

Brass  
Carbon Steel  
Cast Iron  
Stainless Steel



## Drill Taps

Sheet Metal  
Cast Iron  
Fiberglass  
Wood



## Bi-Metal Hole Saws

Metal  
Plastics  
Wood



## Multi-Purpose Hole Saws

Composite Enclosures  
Ceiling Tile  
Cement Board  
Wood



## Auger Bits

Wood  
Nail-Embedded Wood



## Band Saw Blades

Sheet Metal      Rebar  
Angle Iron      Stainless Steel Tubing  
Structural Iron



## Reciprocating Blades

Metal      General Purpose  
Ceramic Tile      Wood  
Drywall      Steel  
Fiberglass



## Flexible Drill Bits

Steel  
Wood




## Spade Bits

Wood



## TKO™ Carbide-Tipped Hole Cutters

TKO™ Hole Cutters offer the most efficient and clean cutter replacement for traditional knockouts, by making smooth holes in a fraction of the time at a fraction of the cost. Specifically designed to cut sheet metal, TKO cutters will even cut **stainless steel** with fine grained, carbide tips. The innovative design includes the exclusive SmoothStart™ replaceable pilot drill, which guides the cutter to the surface, avoiding cutter damage and providing smoother holes. An integral overdrill flange prevents cutter penetration beyond the sheet metal. When it comes to quality, performance and durability, IDEAL is the professional's choice for carbide tipped hole cutters.



**IDEAL TKO™**

**Competitor**

IDEAL provides smooth, precise holes (holes cut with 1-1/8 in. cutters)

Hole Size	Conduit & Pipe Size	Part No.
3/4 in. (19mm)	—	<b>36-300</b>
7/8 in. (22mm)	1/2 in. (22mm) - push button	<b>36-301</b>
1 in. (25mm)	—	<b>36-302</b>
1-1/8 in. (29mm)	3/4 in. (19mm)	<b>36-303</b>
1-1/4 in. (32mm)	—	<b>36-304</b>
1-3/8 in. (35mm)	1 in. (25mm)	<b>36-305</b>
1-7/32 in. (30mm)	1-7/32 in. (30mm) - push button	<b>36-313</b>
1-7/16 in. (37mm)	—	<b>36-306</b>
1-1/2 in. (38mm)	—	<b>36-307</b>
1-3/4 in. (44mm)	1-1/4 in. (32mm)	<b>36-308</b>
2 in. (51mm)	1-1/2 in. (38mm)	<b>36-309</b>
2-1/2 in. (64mm)	2 in. (50mm)	<b>36-310</b>
2-7/8 in. (73mm)	2-1/2 in. (64mm)	<b>36-315</b>
3-1/2 in. (89mm)	3 in. (76mm)	<b>36-316</b>
4 in. (102mm)	3-1/2 in. (89mm)	<b>36-317</b>
4-1/2 in. (114mm)	4 in. (102mm)	<b>36-318</b>

3/8 in. Shank on all hole cutters. Max. material thickness is 1/8 in.

### SmoothStart™ Replacement Pilot Drill

- Guides cutter to surface providing a smoother start and cleaner holes



Fits Hole Saws:	Diameter	Drill Depth	Overall Length	Part No.
3/4 in. to 3-1/2 in.	1/4 in. (6mm)	3/4 in. (19mm)	2 in. (51mm)	<b>36-312</b>
4 in. and 4-1/2 in.	5/16 in. (8mm)	3/4 in. (19mm)	2-3/8 in. (60mm)	<b>36-369*</b>

Drilling depth: 3/16 in. (5mm); Effective length: 1/2 in. (12mm)  
\*For use with 36-317 and 36-318.



### 4-Piece TKO™ Carbide-Tipped Hole Cutter Kit



Description	Part No.
4-Piece Carbide Hole Cutter Kit	<b>36-311</b>
<b>Kit Includes:</b>	<b>Part No.</b>
7/8 In. Hole Cutter	<b>36-301</b>
1-1/8 in. Hole Cutter	<b>36-303</b>
1-3/8 in. Hole Cutter	<b>36-305</b>
SmoothStart™ Pilot Bit	<b>36-312</b>

Convenient carrying case included. Hex key size is 3mm.

### 8-Piece TKO™ Carbide-Tipped Hole Cutter Master Electrician's Kit




Description	Part No.
8-Piece Carbide Hole Cutter Kit	<b>36-314</b>
<b>Kit Includes:</b>	<b>Part No.</b>
7/8 In. Hole Cutter	<b>36-301</b>
1-1/8 in. Hole Cutter	<b>36-303</b>
1-3/8 in. Hole Cutter	<b>36-305</b>
1-3/4 in. Hole Cutter	<b>36-308</b>
2 in. Hole Cutter	<b>36-309</b>
2-1/2 in. Hole Cutter	<b>36-310</b>
SmoothStart™ Pilot Bit	<b>36-312</b>

Convenient carrying case included. Hex key size is 3mm.



# TKO™ Carbide-Tipped Hole Cutters



DO NOT ROCK

**BEST  
CHOICE FOR  
LONG LIFE**



Integrated arbor provides less vibration for smooth, accurate holes

Integrated overdrill flange prevents penetration beyond the sheet metal

Carbide tips cut up to 1/8 in. thick steel and outperforms HSS cutters and bi-metal hole saws in sheet steel

Ejection spring effortlessly ejects slug


Exclusive SmoothStart™ pilot drill guides cutter

Low RPM recommended for longer life.

TOOLS & SUPPLIES

## See how IDEAL® TKO™ can save time...

Total time using the  
IDEAL TKO™  
**30 Seconds**



Chuck cutter

00:10

Drill hole  
& store



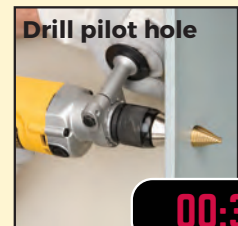
00:30

Total time using the  
competitors' knockout tool  
**More than 6 Minutes**



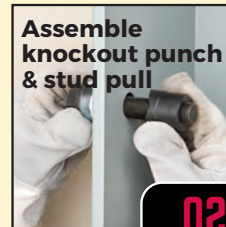
Chuck step drill

00:10



Drill pilot hole

00:30



Assemble knockout punch & stud pull

02:00



Ratchet

04:20



Slug removed, disassemble & store


06:20

## Step Bits

IDEAL® Step Drill Bits are a quality choice for precise, repetitive drilling through the toughest materials including brass, carbon steel, cast iron, stainless steel, and more. These tough and reliable tools feature gradually blended steps to ease through the most common hole sizes saving time and money. All step bits include a split point tip design offering a quick start with minimal vibration. From advanced coatings to spiral flutes and quick change options, IDEAL step bits offer a full range line with advanced features to get the job done right the first time.

### Spiral Flute Step Bits


- Made from M35 High Speed Steel with Cobalt for added strength and durability
- 1/4" hex shank for quick changing in cordless drill and impact drivers
- Titanium Nitride coating minimizes cooling time and extends bit life
- Laser engraved markings for easy identification of step size
- Spiral cut dual flute cutting edges allow for a faster cut and easy chip removal



#	Drill Diameter Sizes (In.)	No. of Steps	Step Increments (In.)	Step Thickness (In.)	Part No.
1	1/8 to 1/2	13	1/32	1/8	<b>36-701</b>
3	1/4 to 3/4	9	1/16	1/8	<b>36-702</b>
4	3/16 to 7/8	12	1/16	1/16	<b>36-703</b>
5	1/4 to 1	13	1/16	1/8	<b>36-704</b>
9	1/4 to 1-1/8	15	1/16	1/16	<b>36-705</b>
6	1/4 to 1-3/8	15	1/8	1/16 to 1/4	<b>36-706</b>
Spiral Step Bit Kit (36-701, 36-703, 36-705, 36-706)					<b>36-700</b>

### Straight Flute Step Bits

- Split-point tip lasts longer and starts faster than competition
- Radius blended, multi-diameter steps for smooth drilling
- Titanium Nitride coating minimizes cooling time and extends bit life



Drill Diameter Sizes (In.)	No. of Hole Sizes	Step Increments (In.)	Step Thickness (In.)	Shank Dia. (In.)	Part No.
1/8 to 1/2	13	1/32	1/8	5/16	<b>35-511</b>
1/4 to 3/4	9	1/16	1/8	3/8	<b>35-512</b>
1/4 to 7/8	11	1/16	1/16	3/8	<b>35-513</b>
1/2 to 1	8	1/16	1/8	3/8	<b>35-514*</b>
1/4 to 1-1/8	16	1/16	1/16	3/8	<b>35-515</b>
3/16 to 1/2	6	1/16	3/8	5/16	<b>35-516</b>
1/4 to 1-3/8	10	1/32	1/16 to 1/4	3/8	<b>35-517</b>
Electrician's Step Bit Kit (35-511, 35-513, 35-515, 35-517)					<b>35-520</b>

\*Requires pilot holes.

### Quick Change Step Bits

- Split-Point tip lasts longer and starts faster than competition
- High speed tool steel, double-tempered for superior tip life
- Double fluted and blended radius steps for smooth drilling
- 1/4" Quick change shank



Drill Diameter Sizes (In.)	No. of Hole Sizes	Step Increments (In.)	Step Thickness (In.)	Shank Dia. (In.)	Part No.
1/8 to 1/2	13	1/32	1/8	1/4	<b>35-521</b>
1/4 to 7/8	11	1/16	1/16		<b>35-522</b>
1/4 to 1-1/8	16				<b>35-523</b>
3-Piece Quick-Change Step Bit Kit (35-521, 35-522, 35-523)					<b>35-524</b>

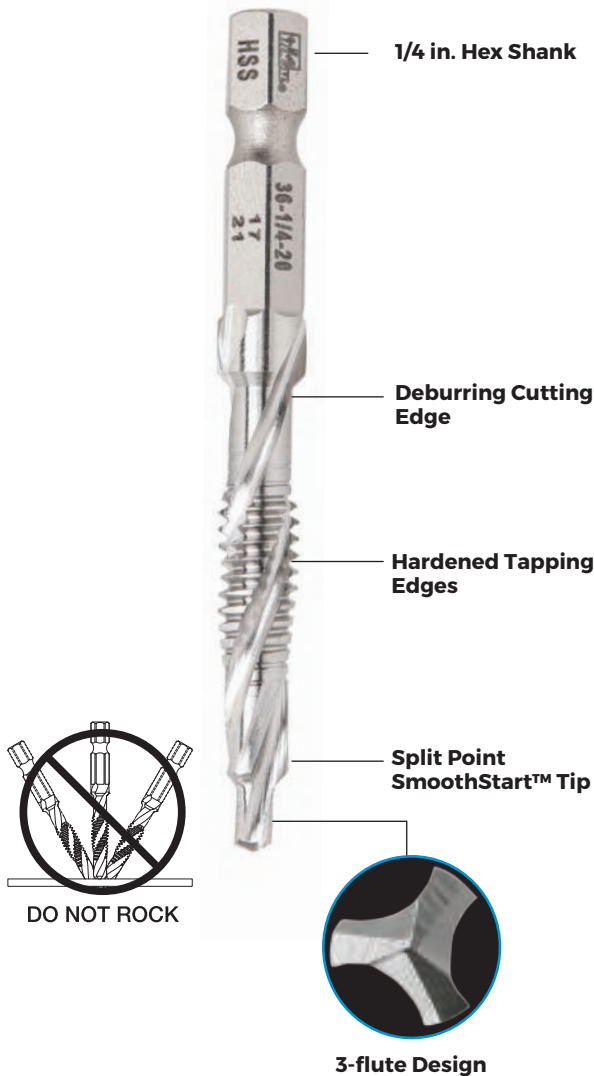
## Drill Taps with SmoothStart™ Tip

The IDEAL® line of combination drill taps combines the tasks of drilling, tapping and deburring all into one. Providing an economical way to save you valuable time on the project.

Constructed out of High Speed Steel (HSS), the bit has balanced hardened tapping edges with 1/4" hex shank that makes it compatible not only with cordless drills but also impact drivers.

Similar to the IDEAL® TKO™ Carbide Tipped Hole Cutters we have incorporated the SmoothStart™ tip reducing vibration and minimizing thread damage for increased accuracy and long bit life.

While traditional drill taps have single or double flute design, IDEAL® Drill taps come with 3-flute design providing faster chip removal and minimized binding while drilling. The deburring cutting edge provides a clean hole and prevents over drilling. Rated for drilling and tapping up to 10 gauge mild steel, aluminum, copper, brass and even plastic. When it comes to quality, performance and durability, IDEAL is the professional's choice for drill tap needs.



Description	Part No.	
8-Piece Drill Tap Kit (Case included)	<b>36-600</b>	
<b>Kit Includes:</b>	<b>Qty.</b>	<b>Part No.</b>
6-32 NC Drill Tap/Bit	1	<b>36-6/32</b>
8-32 NC Drill Tap/Bit	2	<b>36-8/32</b>
10-24 NC Drill Tap/Bit	1	<b>36-10/24</b>
10-32 NC Drill Tap/Bit	1	<b>36-10/32</b>
12-24 NC Drill Tap/Bit	1	<b>36-12/24</b>
1/4-20 NC Drill Tap/Bit	2	<b>36-1/4-20</b>



**36-6/32 36-8/32 36-10/24 36-10/32 36-12/24 36-1/4-20**

Description	Part No.
6-32 NC Drill Tap/Bit	<b>36-6/32</b>
8-32 NC Drill Tap/Bit	<b>36-8/32</b>
10-24 NC Drill Tap/Bit	<b>36-10/24</b>
10-32 NC Drill Tap/Bit	<b>36-10/32</b>
12-24 NC Drill Tap/Bit	<b>36-12/24</b>
1/4-20 NC Drill Tap/Bit	<b>36-1/4-20</b>

Hex key size is 3mm.

## Bi-Metal Hole Saws

- Constructed from M42 high speed steel with 8% premium cobalt content for added strength and wear resistance
- Unique fleam ground teeth design results in improved performance and efficient chip removal
- 4/6 variable pitch geometry cuts down on harmonic noise to minimize tooth stripping
- Diamond cutouts provide quick plug removal, available on 7/8 in. to 6 in. hole saws
- Cats eye openings on solid back plate provide line of sight and aid in plug removal, available in 2 in. to 6 in. hole saws



Bi-Metal Hole Saw Diameter		Pipe Tap Size		Pipe Entrance Size		Part No.
Inches	MM	Inches	MM	Inches	MM	
<b>Compatible with 1/4 in. Round Arbor 36-570, 3/8 in. Hex Arbor 36-571, 7/16 in. Hex Arbor 36-572.</b>						
9/16	14					<b>36-511</b>
5/8	16					<b>36-512</b>
11/16	17					<b>36-513</b>
3/4	19	1/2	13	3/8	10	<b>36-514</b>
13/16	21					<b>36-515</b>
7/8	22	3/4	19	1/2	13	<b>36-516</b>
15/16	24					<b>36-517</b>
1	25					<b>36-518</b>
1-1/8	27	1	25	3/4	19	<b>36-520</b>
1-3/16	29					<b>36-521</b>
<b>Compatible with 7/16 in. Hex Arbor 36-573, 3/8 in. Quick Change Arbor 36-574.</b>						
1-1/4	32					<b>36-522</b>
1-5/16	33					<b>36-523</b>
1-3/8	35			1	25	<b>36-524</b>
1-7/16	37					<b>36-525</b>
1-1/2	38	1-1/4	32			<b>36-526</b>
1-9/16	40					<b>36-527</b>
1-5/8	41					<b>36-528</b>
1-11/16	43					<b>36-529</b>
1-3/4	44	1-1/2	38	1-1/4	32	<b>36-530</b>
1-13/16	46					<b>36-531</b>
1-7/8	48					<b>36-532</b>
2	51			1-1/2	38	<b>36-533</b>
2-1/16	52					<b>36-534</b>

Bi-Metal Hole Saw Diameter		Pipe Tap Size		Pipe Entrance Size		Part No.
Inches	MM	Inches	MM	Inches	MM	
2-1/8	54					<b>36-535</b>
2-1/4	57	2	51			<b>36-536</b>
2-5/16	59					<b>36-537</b>
2-3/8	60					<b>36-538</b>
2-1/2	64			2	51	<b>36-539</b>
2-9/16	65					<b>36-540</b>
2-5/8	67	2-1/2	64			<b>36-541</b>
2-3/4	70					<b>36-542</b>
2-7/8	73					<b>36-543</b>
3	76			2-1/2	64	<b>36-544</b>
3-1/8	79					<b>36-545</b>
3-1/4	83	3	76			<b>36-546</b>
3-3/8	86					<b>36-547</b>
3-1/2	89					<b>36-548</b>
3-5/8	92			3	76	<b>36-549</b>
3-3/4	95	3-1/2	89			<b>36-550</b>
3-7/8	98					<b>36-551</b>
4	102					<b>36-552</b>
4-1/8	104			3-1/2	89	<b>36-553</b>
4-1/4	108	4	102			<b>36-554</b>
4-3/8	111					<b>36-555</b>
4-1/2	114					<b>36-556</b>
4-3/4	121	4-1/2	114	4	102	<b>36-557</b>
5	127					<b>36-558</b>
5-1/2	140			5	127	<b>36-559</b>
5-3/4	146					<b>36-560</b>
6	152					<b>36-561</b>

## Bi-Metal Hole Saw Bulk Packs

Hole Size	Conduit & Pipe Size	Qty.	Part No.
7/8 in. (22mm)	1/2 in. (22mm) - push button	10	<b>36-562</b>
1-1/8 in. (29mm)	3/4 in. (19mm)	10	<b>36-563</b>
1-3/8 in. (35mm)	1 in. (25mm)	10	<b>36-564</b>



## Bi-Metal Hole Saw Kits



**36-500**  
8-Piece Bi-Metal Hole Saw Kit



**36-501**  
14-Piece Bi-Metal Hole Saw Kit



**36-502**  
19-Piece Bi-Metal Hole Saw Kit

Part No.	Hole Saws Included in Kits																	
	Hole Saws (in.)														Hole Saw Arbors			
	3/4	7/8	1	1-1/8	1-3/8	1-1/2	1-3/4	2	2-1/4	2-1/2	3	3-5/8	4-1/8	4-1/2	36-573	36-570	36-572	36-577
	36-514	36-516	36-518	36-520	36-524	36-526	36-530	36-533	36-536	36-539	36-544	36-549	36-553	36-556				
<b>36-500</b>		•		•	•		•	•		•					•		•	
<b>36-501</b>		•		•	•		•	•		•	•	•	•	•	•	•	•	•
<b>36-502*</b>	•	•	•	•	•	•	•	•	•	•	•	•	•	•	•	•	•	•

\*Includes two 3-1/4 in. x 1/4 in. Pilot Bits (36-576).

## Bi-Metal Hole Saw Replacement Pilot Bits



With split point design, replacement pilot drill bits constructed out of high speed steel will start on initial contact for faster penetration and less walking for a smooth, fast, cutting experience.

Description	Part No.
4-1/8 in. x 1/4 in. - Fits 36-570 Arbor	<b>36-575</b>
3-1/4 in. x 1/4 in. - Fits 36-571, 36-572, 36-573 and 36-574 Arbors	<b>36-576</b>

## Arbor Extensions



For boring jobs that require a longer reach arbor extension adds up to 12 in. of usable length and can easily be connected to the IDEAL® line of Bi-Metal Hole Saw Arbors.

Description	Part No.
12 in. Extension for 7/16 in. Arbors	<b>36-577</b>

Not for use with TKO™ Hole Cutters, Step Drills or Augers.

## Bi-Metal Hole Saw Arbors



**36-570 36-571 36-572 36-573 36-574**

Durable, solid steel construction provides years of long life performance. Flat head set screw in body allows easy replacement of the pilot drill bit. Save valuable time through versatile design with the quick change arbor. Instantly change hole saws without tools and without having to remove the arbor from the chuck.

Description	Part No.
1/4 in. Round Arbor for 9/16 in. - 1-3/16 in.	<b>36-570</b>
3/8 in. Hex Arbor for 9/16 in. - 1-3/16 in.	<b>36-571</b>
7/16 in. Hex Arbor for 9/16 in. - 1-3/16 in.	<b>36-572</b>
7/16 in. Hex Arbor for 1-1/4 in. - 6 in.	<b>36-573</b>
3/8 in. Quick Change Arbor for 1-1/4 in. - 6 in.	<b>36-574</b>

## Tri-Bore™ Multi-Purpose Hole Saw

- Massive carbide tips designed to cut wood with nails, cement board, composite enclosures, ceiling tile and more
- Faster than self-feed bits in wood and carbide grit in abrasive materials

Hole Size (in.)	Application	Part No.
1-3/8		<b>36-350</b>
2-1/8	1-1/2" Pipe and lock installation	<b>36-351</b>
2-1/4	1-1/2" Pipe with couplings	<b>36-352</b>
2-9/16	2" Pipe	<b>36-353</b>
3	2" Pipe with couplings	<b>36-354</b>
3-3/8		<b>36-355</b>
3-5/8	3" Pipe	<b>36-356</b>
4		<b>36-357</b>
4-1/4	3" Pipe with couplings, 4" dryer vent	<b>36-358</b>
4-1/8		<b>36-359</b>
4-3/8	Capri®, Halo®, Marco, Mini Juno	<b>36-360</b>
4-5/8	4" pipe	<b>36-361</b>
5-3/8	Capri®, Juno®, Lightolier, Prescolite, Progress	<b>36-362</b>
6-1/4	6" Duct	<b>36-363</b>
6-3/8	Capri®, Halo®	<b>36-364</b>
6-5/8	Juno® and Progress	<b>36-365</b>
6-7/8	Capri®, Lightolier, Lithonia, Prescolite, Progress	<b>36-366</b>



**NOTE:** Great for adding holes to most pre-cast polymer concrete underground utility vaults.



## Spade & Carbide Pilot Bits for Tri-Bore™ Hole Saws

- Deep-cup design on Tri-Bore™ Hole Saws require the use of a longer pilot bit.



Description	Application	Part No.
Spade Bit	Wood boring	<b>36-367</b>
Carbide Pilot	Abrasive material boring	<b>36-368</b>

## RESI-MASTER™ Auger Bits



- Reinforced cutting edge for added durability
- Secondary angle for fast cuts & efficient chip removal
- Hardened and tempered for extended tool life

RESI-MASTER™ Auger Size	Hole Diameter	Overall Length	Twist Length	Part No.
1/2 in.	1/2 in.	18 in.	15 in.	<b>35-726</b>
5/8 in.	5/8 in.			<b>35-971</b>
11/16 in.	11/16 in.			<b>35-727</b>
3/4 in.	3/4 in.			<b>35-972</b>
13/16 in.	13/16 in.			<b>35-728</b>
7/8 in.	7/8 in.			<b>35-976</b>
15/16 in.	15/16 in.			<b>35-977</b>
1 in.	1 in.			<b>35-978</b>
1-1/8 in.	1-1/8 in.			<b>35-979</b>
1-1/4 in.	1-1/4 in.	<b>35-729</b>		
5/8 in.	5/8 in.	7-1/2 in.	5 in.	<b>35-892</b>
3/4 in.	3/4 in.			<b>35-893</b>
13/16 in.	13/16 in.			<b>35-731</b>
7/8 in.	7/8 in.			<b>35-896</b>
15/16 in.	15/16 in.			<b>35-897</b>
1 in.	1 in.			<b>35-898</b>
1-1/8 in.	1-1/8 in.			<b>35-899</b>
1-1/4 in.	1-1/4 in.			<b>35-732</b>

## Auger Bit Extension

- Dual locking screws
- Allen wrench included
- Compatible with Nailbiter™ and RESI-MASTER™ Ship Augers



Auger Bit Extensions, 18"; Six flats to fit drill chuck	Part No.
Auger Bit Extension for 7/16 in. shank	<b>35-819</b>

## Nailbiter™ Premium Auger Bits



- Hardened, dual face with 30° rake angle design, a staggered cutting edge which enhances chip removal and provides a harden cutting edge to break through nails.
- Non-stick, polished and black oxide coated flutes for enhanced chip removal
- Heavy-duty lead screw designed for quick gripping power, superior penetration and extra-long life
- Re-sharpenable for extended tool life

Nailbiter™ Auger Size:	Hole Diameter	Overall Length	Twist Length	Part No.
1/2 in.	1/2 in.	18 in.	15 in.	<b>35-820</b>
5/8 in.	5/8 in.			<b>35-821</b>
11/16 in.	11/16 in.			<b>35-822</b>
3/4 in.	3/4 in.			<b>35-823</b>
13/16 in.	13/16 in.			<b>35-824</b>
7/8 in.	7/8 in.			<b>35-825</b>
15/16 in.	15/16 in.			<b>35-826</b>
1 in.	1 in.			<b>35-827</b>
1-1/8 in.	1-1/8 in.			<b>35-828</b>
1-1/4 in.	1-1/4 in.	<b>35-829</b>		
5/8 in.	5/8 in.	7-1/2 in.	5 in.	<b>35-810</b>
11/16 in.	11/16 in.			<b>35-811</b>
3/4 in.	3/4 in.			<b>35-812</b>
13/16 in.	13/16 in.			<b>35-813</b>
7/8 in.	7/8 in.			<b>35-814</b>
1 in.	1 in.			<b>35-815</b>
1-1/8 in.	1-1/8 in.			<b>35-816</b>
1-1/4 in.	1-1/4 in.			<b>35-817</b>

## Mini™ Utility Bit Augers



- Designed to fit between wall studs when used with common drills
- Eliminates the need for expensive right angle drills

Bit Length = 4-3/4 in., Twist = 2-1/2 in., Shank = 5/16 in.	Hole Diameter	Part No.
5/8 in. Mini™ Auger	5/8 in.	<b>35-862</b>
3/4 in. Mini™ Auger	3/4 in.	<b>35-864</b>
7/8 in. Mini™ Auger	7/8 in.	<b>35-866</b>
1 in. Power Ship Auger	1 in.	<b>35-868</b>

## Reciprocating Blades

- Bi-metal blades last up to ten times longer than carbon steel blades
- Flexible spring-back provides long blade life
- Super-hard, high speed steel teeth for a sharp, long-lasting cutting edge
- Shatterproof for tough applications
- Fits reciprocating saws using 1/2 in. universal shank



L/W/TH (In.)	TPI	Material	Blade Back	Qty.	Application	Part No.
<b>Metal Cutting</b>						
6 x 3/4 x .035	14	Bi-metal	Straight	5	Pipe, structural steel, stainless steel: 3/32 in. - 1/4 in., Non-ferrous metal: 3/32 in. - 3/8 in.	<b>36-059</b>
4 x 3/4 x .035	18				Structural steel, pipe, conduit, stainless steel: 1/16 in. - 3/16 in. thick, Non-ferrous metal: 1/16 in. - 5/16 in. thick	<b>36-055</b>
6 x 3/4 x .035					<b>36-057</b>	
8 x 3/4 x .035					<b>36-060</b>	
6 x 3/4 x .035	24				All metal less than 1/8 in. thick: Tubing conduit, trim	<b>36-058</b>
<b>Heavy-Duty Metal Cutting</b>						
6 x 3/4 x .050	18	Bi-metal	Straight	2	Heavy-duty blade for cutting structural steel, pipe, conduit, stainless steel: 1/16 in. to 3/16 in. thick	<b>36-085</b>
8 x 3/4 x .050	10/14				Heavy-duty blade for cutting structural steel, pipe, conduit, stainless steel: 1/8 in. to 1/2 in. thick	<b>36-086</b>
12 x 3/4 x .050			Taper	5	<b>36-087</b>	
<b>Wood w/Nails</b>						
6 x 3/4 x .050	6	Bi-metal	Taper	5	Fast cutting, roughing-in work, nail-embedded wood, remodeling	<b>36-065</b>
9 x 3/4 x .050						<b>36-066</b>
12 x 3/4 x .050						<b>36-067</b>
<b>Demolition</b>						
9 x 7/8 x .062	6	Bi-metal	Taper	2	Demolition work in nail-embedded wood, remodeling	<b>36-095</b>
	10				Demolition work in wood, metal, pipe and fire and rescue	<b>36-096</b>
<b>General Purpose</b>						
6 x 3/4 x .035	10	Bi-metal	Straight	5	Nail embedded wood, metal and non-ferrous metal composition materials & plastics 1/8 in. - 1/2 in.	<b>36-075</b>
<b>Specialty Cutting</b>						
8 x 3/4 x .050	Grit	Tung. Grit	Straight	2	Iron pipe, fiberglass, reinforced plastics, ceramic tile, stone, slate and brick.	<b>36-090</b>
3 x 5/16 x .035	18	Bi-metal	Scroll	5	Scroll cutting wood, cast aluminum and non-ferrous metals	<b>36-054</b>
<b>Plaster/Drywall</b>						
6 x 3/4 x .050	6	Bi-metal	Taper	2	For plaster, drywall, plaster board & lath. Bi-directional cutting	<b>36-088</b>



# Long-Life Metal Cutting Reciprocating Blades



- Engineered to be the longest lasting metal cutting blades available with up to three times as many cuts as similar metal cutting blades
- 8% cobalt cutting edge for extreme durability
- Shatterproof bi-metal design

L/W/TH (In.)	TPI	Material	Blade Back	Qty.	Application	Part No.
6 x 3/4 x .035	18	Bi-metal	Straight	5	Long-Life blade for cutting structural steel, pipe, conduit, stainless steel, sheet metal: 1/6 in. - 3/16 in. thick	<b>36-043</b>
8 x 3/4 x .035						<b>36-044</b>
6 x 1 x .042	14				Long-Life blade for cutting rebar, barstock, angle iron and other heavy gauge metals: 1/8 in. and thicker	<b>36-046</b>
12 x 1 x .050						<b>36-048</b>

## Portable Band Saw Blades

- Bi-metal construction
- Fit all standard portable band saw machines
- For pipe, tubing and solids
- Cut any machinable metal, including conduit, angle iron, structural, rebar and stainless steel tubing



L/W/TH (In.)	TPI	Qty.	Part No.
44-7/8 x 1/2 x .020	10	3	<b>36-070</b>
	14		<b>36-071</b>
	18		<b>36-072</b>
	24		<b>36-073</b>

## Application Guide

6 TPI	10 TPI	14 TPI	18 TPI	24 TPI	Carbide Grit
<b>Fast</b> CUT SPEED <b>Slow</b>					
<b>Rough</b> CUT QUALITY <b>Smooth</b>					
Demolition/nail embedded wood					
Wood/nail embedded wood					
Nail embedded wood/composites plastics/non-ferrous metals					
		Metals over 1/8 in. thick/angle iron			
			Metal 18 AWG - 1/8 in. conduit/pipe/angle		
				Metal under 18 AWG trim/tubing	
					Ceramic/abrasives/fiber-glass/metal

Select teeth per inch to allow at least three teeth to be in the cut at all times.

TOOLS & SUPPLIES

## Adjustable Can Light Hole Saw

- Cuts drywall and ceiling tile
- Self-sharpening carbide-coated cutting blades
- Includes two dust shields to minimize clean up




**Dust shield included**

Description	Part No.
Adjustable Can Light Hole Saw - 10 sizes from 2-1/2 in. to 7 in. in increments of 3/8 in.	<b>35-598</b>
Adjustable Can Light Hole Saw - 13 sizes from 6-1/4 in. to 10-3/8 in. in increments of 3/8 in.	<b>35-599</b>

## Screw Point Flexible Drill Bits, Type B

- Fast and aggressive, self-starting bit
- Ultra-sharp ground threads provide increased pulling power through obstructions
- Designed for easy to tough wood drilling



Description	Length	Shank	Part No.
3/8 in. Screw Point Flexible Bit	54 in.	3/16 in.	<b>90-082</b>
1/2 in. Screw Point Flexible Bit			<b>90-085</b>
9/16 in. Screw Point Flexible Bit			<b>90-088</b>
3/4 in. Screw Point Flexible Bit		1/4 in.	<b>90-091</b>

## Serrated Combination Flexible Drill Bits, Type C

- Fast and aggressive, self-starting bit
- Ultra-sharp ground threads provide increased pulling power through obstructions
- Designed for easy to tough wood and light metal drilling



Description	Length	Shank	Part No.
1/4 in. Serrated Combination Flexible Bit	54 in.	3/16 in.	<b>90-063</b>
1/2 in. Serrated Combination Flexible Bit			<b>90-070</b>
9/16 in. Serrated Combination Flexible Bit			<b>90-073</b>

## Power Spade Bits

- The most innovative and fastest spade bit
- Smooth and effortless drilling
- Max. operating speed 1500 RPM
- Available in a variety of sizes
- Offers less vibration than other bits



Description	Part No.
1/2 in.	<b>36-413</b>
5/8 in.	<b>36-415</b>
3/4 in.	<b>36-417</b>
7/8 in.	<b>36-419</b>
1 in.	<b>36-421</b>
1-1/8 in.	<b>36-422</b>
1-1/4 in.	<b>36-423</b>
4-Piece Kit with Pouch (5/8 in., 3/4 in., 7/8 in., 1 in.)	<b>36-432</b>

## Installer Bits

- Hole in fluted head for pulling wires through walls, ceiling and floors
- Flutes designed for quick chip removal – no clogging or binding
- Premium quality, extra-hard 52-100 carbon bearing steel



Description	Length	Part No.
Installer Bit - 1/4 in.	18 in.	<b>35-870</b>
Installer Bit - 3/8 in.		<b>35-871</b>
Installer Bit - 1/2 in.		<b>35-872</b>

## Flexible Bit Extensions

- Connect to chuck end of shaft to increase the length of the bit



Description	Length	Shank	Part No.
3/16 in. Flexible Bit Extension	36 in.	3/16 in.	<b>90-170</b>
1/4 in. Flexible Bit Extension		1/4 in.	<b>90-173</b>

## Flexible Bit Placement Tool



Description	Part No.
Flexible Bit Placement Tool	<b>90-176</b>

# ELECTRICAL TAPE & SEALANT

Whether protecting splices and wires, sealing from weather and contaminants, or identifying and organizing wires, IDEAL has the right solution. Offering a wide portfolio of electrical tapes and mastics, barricade and underground tapes, and a new innovation in ArmourBand™, IDEAL Electrical provides exceptional performance and great value across most applications.

## Premium Electrical Tape



## General Purpose Electrical Tape



## Linerless Rubber Tape



## Rubber Mastic Tape



## Mastic Pads



## Corrosion Tape



## ArmourBand™ Insulating Wrap



## Barricade Tapes



## Duct Seal



## Underground Tapes



# WIRE ARMOUR™

## ELECTRICAL TAPE

### Premium Professional Vinyl Electrical Tape

- For primary installation up to 600V
- Cold and weather resistant from 0°F-221°F (-18°C-105°C)
- High elasticity up to 300% for easy application and added protection
- Flame retardant and UV resistant
- Impervious to water, oil, acids, alkalis, and corrosive chemicals



Color	Thickness	Dimension	Qty.	Part No.
Black	7 mil	3/4" x .007" x 66'	10	<b>46-33</b>
Blue				<b>46-35-BLU</b>
Brown				<b>46-35-BRN</b>
Gray				<b>46-35-GRY</b>
Green				<b>46-35-GRN</b>
Orange				<b>46-35-ORN</b>
Red				<b>46-35-RED</b>
Violet				<b>46-35-VIO</b>
White				<b>46-35-WHT</b>
Yellow				<b>46-35-YLW</b>
Black				8.5 mil



### Contractor Pro Vinyl Electrical Tape

- For primary installation up to 600V
- Cold and weather resistant from 14°F-221°F (-10°C-105°C)
- High elasticity up to 220% for easy application and added protection
- Flame retardant and UV resistant
- Impervious to water, oil, acids, alkalis, and corrosive chemicals



Color	Thickness	Dimension	Qty.	Part No.
Black	7 mil	3/4" x .007" x 66'	10	<b>46-PRO</b>





## General Purpose Vinyl Electrical Tape

- For primary insulation up to 600V
- Cold and weather resistant from 32°F-176°F (0°C-80°C)
- Good elasticity up to 200% for ease of application
- Flame retardant

Color	Size	Qty.	Part No.
Black	3/4" x .007" x 60'	10	<b>46-1700</b>
Blue	3/4" x .007" x 66'		<b>46-1700C-BLU</b>
Brown			<b>46-1700C-BRN</b>
Gray			<b>46-1700C-GRY</b>
Green			<b>46-1700C-GRN</b>
Orange			<b>46-1700C-ORN</b>
Red			<b>46-1700C-RED</b>
Violet			<b>46-1700C-VIO</b>
White			<b>46-1700C-WHT</b>
Yellow			<b>46-1700C-YLW</b>

**NEW**



TOOLS & SUPPLIES

## Linerless Rubber Tape

- Primary insulation up to 69kV
- Linerless ethylene rubber
- Excellently conforms to complex shapes
- Moisture, corrosion, and chemical resistant
- High thermal conductivity allowing heat to dissipate from joint
- Overload temperature: 266°F
- Elongation: 890%



Dimensions	Part No.
3/4" x 0.03" x 30'	<b>46-130C-3/4x30</b>
1" x 0.03" x 30'	<b>46-130C-1x30</b>
1-1/2" x 0.03" x 30'	<b>46-130C-1.5x30</b>
2" x 0.03" x 30'	<b>46-130C-2x30</b>

## Mastic Pads

- Primary insulation up to 1kV
- Superior adhesion and dielectric strength
- Sealing and insulating for buried, submerged or overhead electrical connections
- Resistant to UV rays and impermeable to ozone, water, soil, dirt and corrosive chemicals
- Overload temperature: 266°F



Dimensions	Qty.	Part No.
6-1/2" x 0.13" x 4"	10	<b>46-2200-6.5x4</b>

## Rubber Mastic Tape

- Primary insulation up to 2kV
- Insulating and moisture sealing splices and terminations
- Moisture, corrosion and chemical resistant
- Suitable for direct burial and overhead applications
- Overload Temperature: 266°F
- Elongation: 890%



Dimensions	Part No.
1" x 0.065" x 10'	<b>46-2228-1x10</b>

## Corrosion Protection Tape

- Protects pipe, joints, conduit and couplings in overhead or direct burial applications
- Highly resistant to sun, water, oil, acids, alkalis, and corrosive chemicals
- Bacteria and fungus resistant
- Pressure sensitive
- Thickness: 10 mil











































Dimensions	Part No.
2" x 0.01" x 100'	<b>46-50-UNPRINT-2</b>

## When is the last time you looked at your tape?

With so many options available, making the right choice for your application can be difficult. Use the below selection guide to quickly compare and contrast our offering and determine which option is best suited to your needs.



TOOLS & SUPPLIES

	<b>Heavy-Duty</b> 46-88 	<b>Premium Professional</b> 46-33 	<b>Premium Professional Color Coding</b> 46-35-XXX* 	<b>Mid-Grade Contractor Pro</b> 46-PRO 	<b>General Purpose</b> 46-1700C-XXX 
Thickness	8.5 MIL	7.0 MIL	7.0 MIL	7.0 MIL	7.0 MIL
Low Temperature Rating	0°F (-18°C) 	0°F (-18°C) 	14°F (-10°C) 	14°F (-10°C) 	32°F (0°C) 
High Temperature Rating	221°F (105°C) 	221°F (105°C) 	221°F (105°C) 	221°F (105°C) 	176°F (80°C) 
Flame Retardant	Yes 	Yes 	Yes 	Yes 	Yes 
Adhesion Strength	20 oz./in. 	20 oz./in. 	20 oz./in. 	17 oz./in. 	16 oz./in. 
Elongation	300%	260%	200%	220%	200%
Tensile Strength	 20 lb./in.	 17 lb./in.	 17 lb./in.	 17 lb./in.	 16 lb./in.
Dielectric Strength (Standard)	 10,000 V	 9,000 V	 7,500 V	 7,500 V	 7,000 V
Available Colors					

\*XXX for color coding, replace with three-digit color abbreviation.

# ARMOURBAND™ Insulating Wraps

insulates and protects devices while providing a quick, clean, reusable solution to the traditional tape application. It fits most receptacles while offering a re-positionable wrap with a non-slip finish, allowing for excellent grip that leaves no residue behind.



## Reusable

- Clean, reusable solution to traditional electrical tape application.

## Quick

- 2X faster installation than electrical tape.
- Thickness is equivalent to 6 wraps of premium electrical tape.
- 33% wider than standard electrical tape.
- Non-slip finish and exceptional elongation for easy installation.

## Durable

- Improved performance for extreme temperatures.
- Decreases risk of stray strands causing electrical shock.
- Exceeds flame retardant properties of electrical tape.
- Superior silicone construction for improved coverage.

Description	Qty.	Part No.
ArmourBand™ Insulating Wraps	Jar of 100	<b>47-110J</b>
	Bag of 10	<b>47-100</b>
	Pack of 1,000	<b>47-120</b>



File Number E507261



LR 20859



## Detectable Underground Tapes

42-201



42-251



42-252



- Solid aluminum foil core tapes for protection, location and identification of underground utility installations
- Meets or exceeds industry standards including the American Public Works Association (APWA) color code
- Formulated to resist degradation from acid and alkali found in soils
- Lead-free pigments and organic lead-free ink

Description	Color	Size	Part No.
Detectable Underground Tape - Caution Buried Electric Line Below	Red	3 in. x 1,000 ft.	<b>42-201</b>
Detectable Underground Tape - Caution Buried Electric Line Below		6 in. x 1,000 ft.	<b>42-251</b>
Detectable Underground Tape - Caution Buried Fiber Optic Line Below	Orange	6 in. x 1,000 ft.	<b>42-252</b>

Specifications:		
Property	Method	Value
Thickness	ASTMD2103	5.0 Mills
Elongation	ASTMD882-75B	80%
Composition	IDEAL Specs.	Bottom Layer PE; Top layer PET; Foil industry standard
Tensile Strength	ASTMD882	32 lbs./in. (15,000 PSI)

## Non-Detectable Underground Tapes



42-102



42-103



42-104



42-101

- For protection, location and identification of underground utility installations
- Formulated to resist degradation from acid and alkali found in soils
- Lead-free pigments and organic lead-free ink
- Recommended Burial Depth: 3 in. Tape - 4 to 6 in.  
6 in. Tape - less than 12 in.



42-151

Description	Color	Size	Part No.
Non-Detectable Underground Tape - Caution Buried Electric Line Below	Red	3 in. x 1,000 ft.	<b>42-101</b>
Non-Detectable Underground Tape - Caution Buried Electric Line Below	Yellow		<b>42-102</b>
Non-Detectable Underground Tape - Caution Buried Telephone Line Below	Orange		<b>42-103</b>
Non-Detectable Underground Tape - Caution Buried Fiber Optic Line Below			<b>42-104</b>
Non-Detectable Underground Tape - Caution Buried Electric Line Below	Red	6 in. x 1,000 ft.	<b>42-151</b>
Non-Detectable Underground Tape - Caution Buried Electric Line Below	Yellow		<b>42-152</b>

Specifications:		
Property	Method	Value
Thickness	ASTMD2103	4.0 Mills
Elongation	ASTMD882-75B	500%
Composition	IDEAL Specs.	LDPE
Tensile Strength	ASTMD882	2,750 PSI



## Barricade Tapes

42-002



42-003



42-052



- High-visibility safety yellow or red polyethylene construction with bold black letters
- Meets OSHA specifications Section 1010.144 for marking physical hazards

Description	Color	Size	Thickness	Part No.
Barricade Tape - Caution	Yellow	3 in. x 1,000 ft.	4.0 Mils	42-001
Barricade Tape - Caution Do Not Enter				42-002
Barricade Tape - Caution High Voltage				42-003
Barricade Tape - Danger	Red			42-051
Barricade Tape - Danger High Voltage				42-052
Barricade Tape - Caution Do Not Enter	Yellow		2.0 Mils	42-012

Specifications:		
Property	Method	Value
Elongation	ASTMD882-75B	≥ 400%
Composition	IDEAL Specs.	LDPE
Tensile Strength	ASTMD882	2,350 PSI TD; 1,893 PSI MD

## Duct Seal

- Seals around junction boxes, flashings and service entrances
- Permanently soft, non-toxic compound can be painted immediately after application
- Won't adversely affect other plastic materials or corrode metals

Description	Quantity	Part No.
1 lb. Block	Carton of 10	31-601
5 lb. Block	Carton of 10	31-605



# WIRE MANAGEMENT

## Cable Ties

- Tools
- Identification Ties
- Plenum, Powr-Tie™, Multi-Purpose
- Miniature, Standard, Heavy Duty
- Mounting Pads
- Screw Mounting Bases
- Cable Clamps

## Supplies

- Grommets
- Bushings
- Spacer Shims
- Anchor Kits
- Quick Snap

## Staples


- Plastic Insulated
- Carbon Steel
- Cable Stacker

## Wire Markers

- Booklets
- Cards
- Dispenser

## Switches

- Toggle
- Rocker
- Lever/Pull Chain
- Door



# Cable Tie Numbering System

**IT - 2 - S - MH - C - 0**

IT	2	S	MH	CC	O
<b>IT = IDEAL Powr-Tie™ Cable Ties</b>	<b>Size</b> Approximate Bundle Diameter for ties	<b>Tensile Strength</b> M = Miniature (18 lbs.) I = Intermediate (40 lbs.) S = Standard (50 lbs.) LH = Light-Heavy Duty (120 lbs.) H = Heavy Duty (175 lbs.) EH = Extra Heavy-Duty (250 lbs.)	<b>Style</b> = Standard Tie MH = Mounting ID = Identification MB = Mounting Base LPMB = Low Profile Mounting Base MP = Mounting Pad CCL = Cable Clamp	<b>Qty. Per Package</b> L = 50 C = 100 D = 500 M = 1000	<b>Color</b> = Natural 0 = UV Black 35 = Burgundy

TOOLS & SUPPLIES

## Powr-Tie™ Cable Ties

### Quality Construction

- One-piece design for added strength
- Superior locking mechanism
- Exceeds industry tensile strength ratings



### Low Insertion Force

- Tapered thin tip reduces initial friction
- Lowest insertion force with high tensile strength
- Reduces installation fatigue



### No Burrs or Sharp Edges

- Smooth corners provide added safety
- Rounded edges eliminate insulation damage



**Stepped Tail Grip** for easier grabbing and tightening once engaged



### Angled Tail

- Provides quicker initial insertion
- Lowers installation costs

### Material Selection

- **RoHS Compliant**
- **Natural General Purpose 6/6 Nylon**
  - Suitable for most applications
  - Meets UL 94V-2 flammability ratings
  - 85°C/185°F working temperature
- **UV Black Nylon 6/6**
  - Suitable for most applications with continuous or extended exposure to outdoor elements
  - Weather-resistant grade, able to endure ultraviolet (UV) light
  - Meets UL 94V-2 flammability ratings
  - 85°C/185°F working temperature



## Miniature (18 lbs.) Natural & UV Black Cable Ties

Description	Length	Width	Thickness	Max. Bundle	Tensile Strength	Mil-Spec Reference	UL/CSA Type	Plenum Approval	Qty./ Bag	Part No.
Natural Nylon	4.1 in. 104mm	.095 in. 2.41mm	.042 in. 1.06mm	1/16 - 7/8 in.	18 lbs.	MS3367-4-9	21	AH-2	100	<b>IT1M-C</b>
Natural Nylon									1000	<b>IT1M-M</b>
UV Black Nylon									100	<b>IT1M-CO</b>
Natural Nylon	6.1 in. 154mm	.095 in. 2.41mm	.042 in. 1.06mm	1/16 - 1-1/2 in.	18 lbs.	-	21	AH-2	100	<b>IT1_5M-C</b>
UV Black Nylon									100	<b>IT1_5M-CO</b>
Natural Nylon	8.1 in. 207mm	.095 in. 2.41mm	.042 in. 1.06mm	1/16 - 2-3/16 in.	18 lbs.	-	21	AH-2	100	<b>IT2M-C</b>
Natural Nylon									1000	<b>IT2M-M</b>
UV Black Nylon									100	<b>IT2M-CO</b>

AH-2 UL Listed for Air Handling Spaces



## Intermediate (40 lbs.) Natural & UV Black Cable Ties

Description	Length	Width	Thickness	Max. Bundle	Tensile Strength	Mil-Spec Reference	UL/CSA Type	Plenum Approval	Qty./ Bag	Part No.
Natural Nylon	5.8 in. 148mm	.140 in. 3.55mm	.049 in. 1.24mm	1/16 - 1-7/16 in.	40 lbs.	MS3367-5-9	21	AH-2	100	<b>IT1_5I-C</b>
Natural Nylon						1000			<b>IT1_5I-M</b>	
UV Black Nylon						100			<b>IT1_5I-CO</b>	
UV Black Nylon						1000			<b>IT1_5I-MO</b>	
Natural Nylon	8.8 in. 225mm	.140 in. 3.55mm	.049 in. 1.24mm	1/16 - 2-3/8 in.	40 lbs.	MS53367-5-9			100	<b>IT2I-C</b>
Natural Nylon						1000			<b>IT2I-M</b>	
UV Black Nylon						100			<b>IT2I-CO</b>	
UV Black Nylon						1000			<b>IT2I-MO</b>	
Natural Nylon	10.9 in. 278mm	.140 in. 3.55mm	.049 in. 1.24mm	1/16 - 3-3/8 in.	40 lbs.	—			100	<b>IT3I-C</b>
UV Black Nylon									100	<b>IT3I-CO</b>
Natural Nylon	14.2 in. 361mm	.140 in. 3.55mm	.049 in. 1.24mm	1/16 - 4 in.	40 lbs.	—			100	<b>IT4I-C</b>
UV Black Nylon									100	<b>IT4I-CO</b>

AH-2 UL Listed for Air Handling Spaces



## Standard (50 lbs.) Natural & UV Black Cable Ties

Description	Length	Width	Thickness	Max. Bundle	Tensile Strength	Mil-Spec Reference	UL/CSA Type	Plenum Approval	Qty./ Bag	Part No.
Natural Nylon	7.5 in. 190mm	.180 in. 4.57mm	.053 in. 1.34mm	1/16 - 1-7/8 in.	50 lbs.	MS3367-1-9	21S	AH-2	100	<b>IT2S-C</b>
Natural Nylon						1000			<b>IT2S-M</b>	
UV Black Nylon						100			<b>IT2S-CO</b>	
UV Black Nylon						1000			<b>IT2S-MO</b>	
Natural Nylon	11.2 in. 285mm	.180 in. 4.57mm	.053 in. 1.34mm	1/16 - 3-1/16 in.	50 lbs.	MS3367-7-9			100	<b>IT3S-C</b>
Natural Nylon						500			<b>IT3S-D</b>	
UV Black Nylon						100			<b>IT3S-CO</b>	
UV Black Nylon						500			<b>IT3S-DO</b>	
Natural Nylon	14.2 in. 361mm	.180 in. 4.57mm	.053 in. 1.34mm	1/16 - 4 in.	50 lbs.	MS3367-2-9			100	<b>IT4S-C</b>
Natural Nylon						500			<b>IT4S-D</b>	
UV Black Nylon						100			<b>IT4S-CO</b>	
UV Black Nylon						500			<b>IT4S-DO</b>	
Natural Nylon	17.0 in. 434mm	.180 in. 4.74mm	.053 in. 1.34mm	1/16 - 4-1/2 in.	50 lbs.	—	21	100	<b>IT5S-C</b>	
UV Black Nylon							AH-1	100	<b>IT5S-CO</b>	

UL Listed Nylon 6/6 cable ties are suitable for use in Air Handling Spaces (Plenum) in accordance with Section 300-22(C) & (D) of the National Electrical Code and Rules 12-010 (3), (4) & (5) and 12-020 of the Canadian Electrical Code, Part 1.





# Light Heavy-Duty, Heavy-Duty and Extra Heavy-Duty Natural, UV Black Cable Ties

Description	Length	Width	Thickness	Max. Bundle	Tensile Strength	Mil-Spec Reference	UL/CSA Type	Plenum Approval	Qty./ Bag	Part No.
Natural Nylon	8.7 in. 220.9mm	.300 in. 7.62mm	.076 in. 1.93mm	3/16 - 1/16 in.	120 lbs.	—	21S	AH-2	100	<b>IT2LH-C</b>
UV Black Nylon									100	<b>IT2LH-CO</b>
Natural Nylon	15.1 in. 383mm	.300 in. 7.62mm	.076 in. 1.93mm	3/16 - 4-1/16 in.	120 lbs.	MS3367-3-9			50	<b>IT4LH-L</b>
UV Black Nylon						MS3367-3-0			50	<b>IT4LH-LO</b>
Natural Nylon	18.2 in. 465mm	.300 in. 7.67mm	.083 in. 2.1mm	3/16 - 5 in.	120 lbs.	—			50	<b>IT5LH-L</b>
UV Black Nylon									50	<b>IT5LH-LO</b>
Natural Nylon	24.5 in. 622mm	.300 in. 7.67mm	.083 in. 2.1mm	3/16 - 7 in.	120 lbs.	—			50	<b>IT7LH-L</b>
UV Black Nylon									50	<b>IT7LH-LO</b>
Natural Nylon	25.5 in. 641mm	.340 in. 8.63mm	.090 in. 2.29mm	1-1/2 - 7-3/16 in.	175 lbs.	MS3367-10-9			50	<b>IT7H-L</b>
UV Black Nylon						MS3367-10-0			50	<b>IT7H-LO</b>
Natural Nylon	37.2 in. 946mm	.340 in. 8.63mm	.090 in. 2.29mm	1-1/2 - 11 in.	175 lbs.	MS3367-13-9			50	<b>IT11H-L</b>
UV Black Nylon						MS3367-13-0			50	<b>IT11H-LO</b>
Natural Nylon	48.5 in. 1231mm	.340 in. 8.63mm	.090 in. 2.29mm	1-1/2 - 14-1/2 in.	175 lbs.	MS3367-16-9	50	<b>IT14H-L</b>		
UV Black Nylon						MS3367-16-0	50	<b>IT14H-LO</b>		
UV Black Nylon	21.73 in. 552mm	.49 in. 12.5mm	.077 in. 1.96mm	1/2 - 5-3/4 in.	250 lbs.	—	21	AH-2	100	<b>IT6EH-CO</b>


6EH UL only. AH-2 UL Listed for Air Handling Spaces.



TOOLS & SUPPLIES

## Plenum Cable Ties

- UL Listed nylon 6/6 cable ties are suitable for use in Air Handling Spaces (Plenum) in accordance with Section 300-22(C) & (D) of the National Electrical Code and Rules 12-010 (3), (4) and (5) and 12-020 of the Canadian Electrical Code, Part 1



**PLENUM RATED**  
Suitable for Air-Space Handling

### Standard Ties

Description	Length	Width	Thickness	Max. Bundle	Tensile Strength	Mil-Spec Reference	UL/CSA Type	Plenum Approval	Qty./ Bag	Part No.
Burgundy Nylon	7.5 in. 190mm	.180 in. 4.57mm	.053 in. 1.34mm	1/16 - 1-7/8 in.	50 lbs.	—	21S	AH-2	100	<b>IT2S-C35</b>
Natural Nylon						100			<b>IT2S-C</b>	
Natural Nylon						1000			<b>IT2S-M</b>	
UV Black Nylon						100			<b>IT2S-CO</b>	
UV Black Nylon						1000			<b>IT2S-MO</b>	
Burgundy Nylon	11.2 in. 285mm	.180 in. 4.57mm	.053 in. 1.34mm	1/16 - 3-1/16 in.	50 lbs.	—			100	<b>IT3S-C35</b>
Natural Nylon						100			<b>IT3S-C</b>	
Natural Nylon						500			<b>IT3S-D</b>	
UV Black Nylon						100			<b>IT3S-CO</b>	
UV Black Nylon						500			<b>IT3S-DO</b>	
Natural Nylon	14.2 in. 361mm	.180 in. 4.57mm	.053 in. 1.34mm	1/16 - 4 in.	50 lbs.	MS3367-2-9			100	<b>IT4S-C</b>
Natural Nylon						500			<b>IT4S-D</b>	
UV Black Nylon						100	<b>IT4S-CO</b>			
UV Black Nylon						500	<b>IT4S-DO</b>			
UV Black Nylon						500	<b>IT4S-DO</b>			



# Multi-Purpose Cable Ties

- General purpose cable tie for building and cable management
- UL recognized and Plenum rated

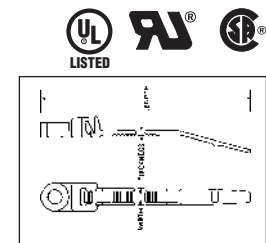


TOOLS & SUPPLIES

Size	Thickness x Width	Color	Tensile Strength (lbs.)	UL/CSA Type	Plenum Approval	Qty.	Part No.	
Miniature	4 in.	Natural	18	21		100	<b>B-4-18-9-C</b>	
		UL Black				100	<b>B-4-18-0-C</b>	
Intermediate	6 in.	Natural	40			100	<b>B-6-40-9-C</b>	
		Natural				1,000	<b>B-6-40-9-M</b>	
		UV Black				100	<b>B-6-40-0-C</b>	
	8 in.	.053 in. x .180 in.	Burgundy	50		100	<b>B-8-50-35-C</b>	
11 in.	100					<b>B-11-50-35-C</b>		
Standard	8 in.	Natural	50	21S	AH-2	100	<b>B-8-50-9-C</b>	
		Natural				1,000	<b>B-8-50-9-M</b>	
		UV Black				100	<b>B-8-50-0-C</b>	
		UV Black				1,000	<b>B-8-50-0-M</b>	
	11 in.	Natural	50			100	<b>B-11-50-9-C</b>	
		Natural				500	<b>B-11-50-9-D</b>	
		UV Black				100	<b>B-11-50-0-C</b>	
		UV Black				500	<b>B-11-50-0-D</b>	
	14 in.	Natural	50			100	<b>B-14-50-9-C</b>	
		Natural				500	<b>B-14-50-9-D</b>	
		UV Black				100	<b>B-14-50-0-C</b>	
		UV Black				500	<b>B-14-50-0-D</b>	
Heavy-Duty	14 in.	.076 in. x .300 in.	120	21		100	<b>B-14-120-9-C</b>	
	UV Black					50	<b>B-14-120-0-L</b>	
	24 in.		Natural			175	50	<b>B-24-175-9-L</b>
	UV Black		50				<b>B-24-175-0-L</b>	
36 in.	Natural	50	<b>B-36-175-9-L</b>					
48 in.	Natural	50	<b>B-48-175-9-L</b>					
Mounting Ties	8 in.	.052 in. x .177 in.	50	21	AH-2	100	<b>B-8-50MT-9-C</b>	
	UV Black	100				<b>B-8-50MT-0-C</b>		
Mounting Pads	14 in.	.053 in. x .178 in.	50	21	AH-2	100	<b>B-14-50MT-9-C</b>	
	Natural	100				<b>B-14-50MT-0-C</b>		
Mounting Pads	3/4 in. x 3/4 in.	.189 Max. Tie Width	9	11	—	100	<b>BMP-750-9-C</b>	
	1 in. x 1 in.	.142 in. Max Tie Width	11	11	—	100	<b>BMP-1000-9-C</b>	

# Mounting Head, Natural & UV Black Cable Ties

- Secures and positions wire bundles, cables, hoses, etc. to panels or other surfaces with one fastener to reduce time and cost
- Allows bundling before and after mounting




Description	Length	Width	Thickness	Max. Bundle	Tensile Strength	Screw Size	UL/CSA Type	Plenum Approval	Qty./ Bag	Part No.
Natural Nylon	6.0 in.	.138 in.	.045 in.	1/16 - 1-1/4 in.	40 lbs.	No. 8	11		100	<b>IT1_5IMH-C</b>
UV Black Nylon	152mm	3.50mm	.14mm						100	<b>IT1_5IMH-CO</b>
Natural Nylon	8.1 in. 206mm	.177 in. 4.49mm	.052 in. 1.32mm	1/16 - 1-3/4 in.	50 lbs.	No. 10		AH-2	100	<b>IT2SMH-C</b>
Natural Nylon									1000	<b>IT2SMH-M</b>
UV Black Nylon									100	<b>IT2SMH-CO</b>
UV Black Nylon									100	<b>IT2SMH-M</b>
Natural Nylon	11.8 in. 363mm	.177 in. 4.49mm	.053 in. 1.34mm	1/16 - 3 in.	50 lbs.	No. 10		AH-2	100	<b>IT3SMH-C</b>
UV Black Nylon									100	<b>IT3SMH-CO</b>
Natural Nylon	14.5 in.	.177 in.	.053 in.	1/16 - 4 in.	50 lbs.	No. 10			100	<b>IT4SMH-C</b>
Natural Nylon	15.7 in. 398mm	.248 in. 7.56mm	.075 in. 1.90mm	3/16 - 4-1/16 in.	120 lbs.	1/4 in.	21		100	<b>IT4LHMH-C</b>
UV Black Nylon									100	<b>IT4LHMH-CO</b>

UL Listed Nylon 6/6 cable ties are suitable for use in air handling spaces in accordance with Section 300-22(C) & (D) of the National Electrical Code.



## Mounting Pads

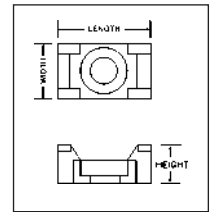
- Lead-N-Feature allows easy insertion for hard to reach applications
- Four-sided entry slots save time during placement orientation
- Smooth radius cradle eliminates possible damage to cable while providing stable support
- Low Profile is essential in confined spaces
- UL recognized, rubber adhesive fixing device



Description	Width	Height	Slot Height	Slot Width	Screw Size	UL/CSA Type	Qty./Bag	Part No.
Natural Nylon	.74 in.	.19 in.	.05 in.	.20 in.	No. 4	11	100	IT750MP-C
UV Black Nylon	19mm	4.8mm	1.2mm	5.1mm			100	IT750MP-CO
Natural Nylon	.99 in.	.20 in.	.06 in.	.20 in.	No. 6		100	IT1000MP-C
UV Black Nylon	25mm	5.0mm	1.5mm	5.1mm			100	IT1000MP-CO

## Screw Mounting Bases – Standard

- Deep cradle design provides support for larger bundles and tubing
- Recessed screw hole allows cable ties to easily pass over screw head

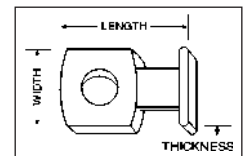


Description	Length	Width	Height	Slot Height	Slot Width	Screw Size	UL/CSA Type	Plenum Approval	Qty./Bag	Part No.
Natural Nylon	.60 in.	.380 in.	.270 in.	.062 in.	.200 in.	No. 6	21	AH-2	100	IT1SMB-C
UV Black Nylon	15mm	9.60mm	6.86mm	1.59mm	5.05mm				100	IT1SMB-CO
Natural Nylon	.90 in.	.630 in.	.380 in.	.125 in.	.350 in.	1/4 in.			100	IT2SMB-C
UV Black Nylon	22mm	16.00mm	9.65mm	3.18mm	8.89mm				100	IT2SMB-CO



## Screw Mounting Bases – Low Profile

- Perfect for confined space, control panels or other areas where space is limited



Description	Length	Width	Height	Slot Height	Slot Width	Screw Size	Qty./Bag	Part No.
Low Profile Mount	.750 in.	.500 in.	.120 in.	.062 in.	.180 in.	No. 8	100	IT1LPMB-C
	19mm	12.70mm	3.04mm	1.57mm	4.57mm			

## Self-Aligning Cable Clamps

- Secures the routing of cables, harnesses and hoses
- Rounded edges protect against insulation abrasion and cutting hoses
- Saddle washer allows for quick and secure alignment
- Manufactured from durable and flexible Nylon 66
- Indoor use



Description	Closed Diameter	Center to Center	Width	Thickness	Mounting Hole	Qty./Bag	Part No.
Natural Nylon	.125 in. 3.18mm	.343 in. 8.71mm	3/8 in.	.050 in. 1.27mm	.203 in. 5.16mm	100	<b>IT125CCL-C</b>
Natural Nylon	.250 in. 6.35mm	.421 in. 10.69mm	3/8 in.	.050 in. 1.27mm	.203 in. 5.16mm	100	<b>IT250CCL-C</b>
Black Nylon						100	<b>IT250CCL-CO</b>
Natural Nylon	.375 in. 9.52mm	.500 in. 12.70mm	1/2 in.	.060 in. 1.52mm	.203 in. 5.16mm	100	<b>IT375CCL2-C</b>
Black Nylon						100	<b>IT375CCL2-CO</b>
Natural Nylon	.500 in. 12.70mm	.553 in. 14.05mm	1/2 in.	.060 in. 1.52mm	.203 in. 5.16mm	100	<b>IT500CCL2-C</b>
Natural Nylon	.625 in. 15.88mm	.625 in. 15.88mm	1/2 in.	.060 in. 1.52mm	.203 in. 5.16mm	100	<b>IT625CCL2-C</b>
Natural Nylon	.750 in. 19.05mm	.699 in. 17.75mm	1/2 in.	.060 in. 1.52mm	.203 in. 5.16mm	100	<b>IT750CCL2-C</b>
Natural Nylon	1.000 in. 25.40mm	.825 in. 20.96mm	1/2 in.	.060 in. 1.52mm	.203 in. 5.16mm	100	<b>IT1000CCL2-C</b>

## Cable Tie Installation Tool

- Consistent, positive tension
- Flush cut-off leaves no projections to damage nearby wires or components
- Lightweight economy model for smaller jobs
- Heavy-duty model features rugged construction with comfortable, cushioned grip



**41-990**

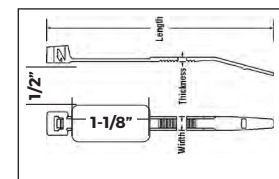
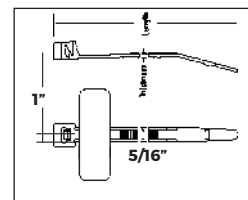


**41-995**

Description	Part No.
Economy - use w/standard & heavy-duty ties	<b>41-990</b>
Heavy-Duty - use w/standard & heavy-duty ties	<b>41-995</b>
Replacement Cutter Blade	<b>L-9148</b>
Replacement Cutter Bar	<b>K-5405</b>

## Identification Ties

- Write-on surface
- Bundle and identify at the same time



Description	Length	Width	Thickness	Max. Bundle	Tensile Strength	Pad Size (H X L)	UL/CSA Type	Qty./Bag	Part No.
Natural Nylon	4.0 in. 103mm	.094 in. 2.40mm	.044 in. 1.12mm	1/16 - 7/8 in.	18 lbs.	5/16 in. x 1 in.	21	100	<b>ITIMID-C</b>
Natural Nylon	7.9 in. 201mm	.180 in. 4.58mm	.055 in. 1.40mm	1/16 - 1-7/8 in.	50 lbs.	1-1/8 in. x 1/2 in.		100	<b>IT2SID-C</b>





## Wire Marker Booklets

- Convenient pocket-size booklets
- Plastic, cloth construction for long-lasting durability
- Resists abrasion, moisture, dirt and oil
- Perforated 1/4 in. x 1-1/2 in. markers can be separated into half-length sizes
- Non-smear black legend ensures high visibility
- Self-sticking on wire and cable
- For applications above or below ground
- Specifications: Temperature Range: -40°F to 180°F (-40°C to 82°C)  
Adhesion: 45 oz./in. width ultimate



Legend Assortments	Quantity	Buchanan Part No.	IDEAL Part No.
0-9	45 Markers each	<b>775101</b>	<b>44-101</b>
A-Z, 0-15, +, -, /	10 Markers each	<b>775102</b>	<b>44-102</b>
1-45		<b>775103</b>	—
1-48		—	<b>44-103</b>
46-90		<b>775104</b>	<b>44-104</b>
1, 2, 3	150 Markers each	—	<b>44-105</b>
A, B, C		—	<b>44-106</b>
A-Z	45 Markers each	—	<b>44-148**</b>
T1, T2, T3	150 Markers each	—	<b>44-107</b>
L1, L2, L3		—	<b>44-108</b>
1-15 16-90 A-Z +, -, /, 0	6 Markers each 4 Markers each 2 Markers each 2 Markers each	—	<b>44-109</b>
1, 2, 3 A, B, C T1, T2, T3 L1, L2, L3	45 Markers each 45 Markers each 30 Markers each 30 Markers each	—	<b>44-110</b>
+, -, AC, DC POS, NEG, CND NEUT SPARE, BLANK	45 Markers each 33 Markers each 27 Markers each 21 Markers each	—	<b>44-111*</b>

Ten pages per booklet with each page bearing the legend assortment indicated. All booklets (except 44-111 & 45-148) contain 450 wire markers and 450 terminal markers.

\*Booklet 44-111 includes 348 wire markers and 348 terminal markers.

\*\*Booklet 44-148 contains 26 pages, one page of 45 markers per letter, 1170 total markers.

## Marking Pen

- Fast-drying, permanent ink will not smear
- Use on write-on marker cards and write-on cable-tie marker plates



Description	Part No.
Marking Pen with black ink	<b>41-697</b>

## Wire Marker Dispenser

- Convenient pocket-size case holds ten wire marker rolls
- Dispenser tab holds tapes firmly in place — allows removal of proper tape length without waste
- Flip top for easy access and refill
- Built-in hook for hanging from belt or tool pouch
- High-quality adhesive and 3 mil. thickness provide long-lasting, low-profile application
- Each plastic reel holds Tyvek® tape
- Specifications: Temperature Range: -40°F to 180°F (-40°C to 82°C)  
Adhesion: 45 oz./in. width ultimate



Description	Part No.
Dispenser with 0-9 legend rolls	<b>42-301</b>
Refill pack with one each of 0-9 legend rolls	<b>42-399</b>

Tyvek® is a registered trademark of E. I. du Pont de Nemours and Company.

## Write-On Marker Cards

- Use for developing personal identification systems
- Cloth write-on surface
- Accepts most writing instruments



Marker Size	Quantity	Part No.
5/8 in. x 1-1/2 in.	Card of 14	<b>44-753</b>

## Write-On Marker Booklets

- Use for developing personal identification systems
- Surface accepts pen, pencil or rubber stamp
- Specification: Adhesion — .25 oz./in. ultimate width



Marker Size* (In.)	Markers per page	Pages per book	Part No.
1 x 2-1/2	6	10	<b>44-151</b>
1 x 5	3	10	<b>44-152</b>

\*Write-on area for 2-1/2 in. markers is 3/4 in. x 1 in. Write-on area for 5 in. markers is 1 in. x 1 in.

## Load Center

- Contains common household legends — bedroom, living room, dryer, water heater, security system, etc.



Description	Part No.
Load Center Wire Marker Booklet	<b>44-154</b>

## Plastic Insulated Staples

- Use with wider cable such as NM
- Plastic material is UV resistant
- Smooth plastic saddle prevents damage to cable
- Zinc-plated nails resist rust and corrosion



Description	Quantity	Part No.
1/2 in. Insulated Staple	Bag of 50	<b>BPS2-50</b>
	Bag of 100	<b>BPS2-1</b>
	Jar of 225	<b>BPS2-JRL</b>
	Jar of 400	<b>BPS2B-JR</b>
	Bag of 500	<b>BPS2-5</b>
	Bucket of 5,000	<b>BPS2-5M</b>
3/4 in. Insulated Staple	Bag of 100	<b>BPS3-1</b>
	Jar of 200	<b>BPS3-JRL</b>
	Bag of 250	<b>BPS3-2</b>

## Carbon Steel Staples

- Use with wider cable such as NM
- High-grade carbon steel construction
- Sharp-point legs drive straight without splitting wood
- Resist rust and corrosion



Description	Quantity	Part No.
1/2 in. x 1 in. Carbon Steel Staples	Box of 100	<b>BCS1-1</b>
	Jar of 500	<b>BCS1-JR</b>
	Box of 500	<b>BCS1-5</b>
	Bucket of 5,000	<b>BCS1-5M</b>
9/16 in. x 1-1/4 in. Carbon Steel Staples	Box of 100	<b>BCS2-1</b>
	Jar of 400	<b>BCS2-JR</b>
	Box of 500	<b>BCS2-5</b>
	Bucket of 5,000	<b>BCS2-5M</b>

## Cable Stackers


- Used to route, fasten, and support CATV, telephone, security and instrumentation cables
- Organize lengthy cable runs, eliminating tangled wires and excessive heating that can occur when too many cables are fastened tightly together
- Angled nail allows it to be installed from any direction, regardless of the spacing or positioning of the studs



Description	Quantity	Part No.
Cable Stacker	Bag of 25	<b>BPSTCKR-25</b>
Cable Stacker	Bag of 100	<b>BPSTCKR-100</b>
Cable Stacker	Bucket of 300	<b>BPSTCKR-300</b>

## Plastic Insulated Cable Stacker

- Use with wider cable such as NM
- Plastic material is UV resistant
- High-grade carbon steel construction
- Smooth plastic saddle prevents damage to cable
- Zinc-plated nails resist rust and corrosion



Description	Quantity	Part No.
1/2 in., 2-Wire Cable Stacker	Bag of 50	<b>BPS2/2-50</b>

## Plastic Insulated Service Entrance Straps

- Use with service entrance cable and conduit
- Smooth plastic saddle prevents damage to cable
- Zinc-plated nails resist rust and corrosion



Description	Quantity	Part No.
#6 SER & 1/2 in. EMT Plastic Insulated Service Entrance Strap	Bag of 50	<b>BSER6-50</b>
#6 & #8 SEU Plastic Insulated Service Entrance Strap		<b>BSEU6-50</b>
#2 SER & 3/4 in. EMT Plastic Insulated Service Entrance Strap	Bag of 25	<b>BSER2-25</b>
#2 SEU Plastic Insulated Service Entrance Strap		<b>BSEU2-25</b>
4/0 SER Plastic Insulated Service Entrance Strap	Bag of 5	<b>BSER4/0-5</b>
4/0 SEU Plastic Insulated Service Entrance Strap		<b>BSEU4/0-5</b>

## Carbon Steel Service Entrance Staples

- Use with service entrance cable and conduit
- High-grade carbon steel construction
- Sharp-point legs drive straight without splitting wood
- Resist rust and corrosion

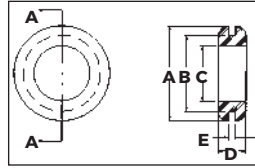


Description	Quantity	Part No.
1-5/16 in. x 3/4 in.	Box of 100	<b>BMSE150-1</b>
1-1/2 in. x 1-1/6 in.		<b>BMSE175-1</b>

## Grommets



- Installs instantly! Flexible PVC grommets side slotted 1/16 in. for quick installation
- Snap into holes in electrical boxes, sheet metal, auto firewalls and more
- Prevents steel and other sharp edge chafing of wire insulation or cording
- Black, PVC, flexible, 60 durometer



Description	A	B	C	D	E	Qty.	Part No.
1/2" Grommets	55/64	.69	1/2	.25	1/16	Bag of 25	<b>774113</b>
3/4" Grommets	15/64	1.0	3/4	.31	1/16	Bag of 10	<b>774136</b>

## Spacer Shims

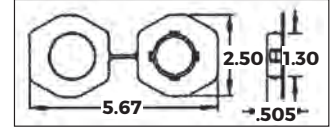


- Eliminates the need to cut plate screws for "GFCI" decorator devices when installing on tile, marble, etc.
- Supports loose outlets
- Prevents broken face plates
- Snaps over #6, #8, #10 screws

Description	Quantity	Part No.
Caterpillar	Bag of 5	<b>772453</b>
Caterpillar	Box of 25	<b>172451L</b>
Caterpillar	Box of 500	<b>772451</b>

## Universal Metal Stud Bushings

- Non-metallic stud bushing fits all hole configurations you are likely to encounter in pre-punched steel studs
- Long pulls of cable slide smoothly through the bushing, make a difficult job easier
- Protects wire without falling out of the hole



Description	Quantity	Part No.
Stud Bushing	Bag of 25	<b>772271</b>

## Flange-Type Plastic Anchor Kits

- Kit includes: Flange-type anchors, Slotted/Phillips head screws and masonry bit
- Convenient plastic storage container

Contents	Part No.
100 #6-8-10 x 7/8 in. Flange-type anchors (yellow), 100 #8 x 1 in. combo-combo-head, sheet-metal screws & one 3/16 in. masonry bit (carbide-tipped)	<b>90-051</b>
100 #10-12 x 1-1/4 in. Flange-type anchors (blue), 100 #10 x 1-1/4 in. combo-combo-head, sheet-metal screws & one 1/4 in. masonry bit (carbide-tipped)	<b>90-052</b>
100 #10-12 x 1-1/4 in. Flange-type anchors (blue), 100 #12 x 1 in. combo-combo-head, sheet-metal screws & one 1/4 in. masonry bit (carbide-tipped)	<b>90-053</b>
40 #14-16 x 1-1/2 in. Flange-type anchors (green), 40 #14 x 1-1/2 in. combo-combo-head, sheet-metal screws & one 5/16 in. masonry bit (carbide-tipped)	<b>90-054</b>

## Quick Snap Snap-In Connector

- Simply push in - no tools required
- Protects and secures cable
- Snap connector into 1/2" or 3/4" knockout
- Insert from the outside
- Push non-metallic sheathed cable through connector
- Securely holds cable while protecting from rough edges of knockouts.

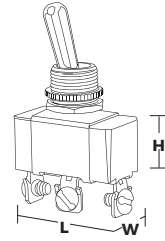


Description	Qty.	Part No.
Quick Snap 1/2" Snap-In Connector	Jar of 50	<b>46-050</b>
	Jar of 125	<b>46-125</b>
Quick Snap 3/4" Snap-In Connector	Jar of 50	<b>46-150</b>



## Standard & Heavy-Duty Toggle Switches

- Great for power tool and motor control switch applications
- Rugged long-wearing solid brass/nickel-plated bushings
- 1/2 in. diameter mounting hole
- Dielectric Strength: 1500V
- Mechanical Life: 100,000 cycles
- Operating Temperature: 32°F to 185°F (0°C to 85°C)



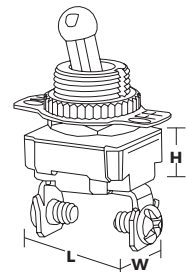
Product	Description	Poles	Circuitry	Termination Style	No. of Terminals	Rating			Dimensions (L" x W" x H")	Part No.
						Amps 125 VAC	Amps 277 VAC	HP 125-250 VAC		
	Toggle Switch with On-Off Faceplate	SPST	On-Off	Screw	2	20	10	3/4	1.13 x .57 x .61	774011
				Spade						774008
				O-Ring/Screw						774010
	Toggle Switch	SPDT	On-Off-On	Screw	3	20	10	3/4	1.13 x .57 x .61	774013
			(On)-Off-(On)	Screw						774009
	Heavy-Duty Toggle Switch	DPST	On-Off	Screw	4	20	10	1-1/2	1.30 x .76 x .80	774014
			On-Off	Spade						774005
	Heavy-Duty Toggle Switch	DPDT	On-Off-On	Screw	6	20	10	1-1/2	1.30 x .76 x .80	774016
			(On)-Off-(On)	Screw						774000

( ) denotes momentary action †Bulk Package of 100 Note: All spade terminals are 1/4" (.250).



## Short Ball Toggle Switches

- Great for household appliances and equipment
- Wire leads are #18 AWG, 6 in. stripped wire
- 1/2 in. diameter mounting hole



Product	Description	Poles	Circuitry	Termination Style	No. of Terminals	Rating	Dimensions (L" x W" x H")	Part No.
	Short Ball Toggle Switch	SPST	On-Off	Wire Leads	2	6 Amps 125 VAC, 3 Amps 250 VAC	.89 x .47 x .55	774002



## Toggle Switch Accessories

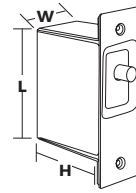
- Neoprene covers great for outdoor and other environmentally tough conditions
- Covers screw onto toggle switches to protect from moisture, dust and dirt


Product	Description	Mounting	Dimensions	Quantity	Part No.
	Toggle Switch Cover	15/32 - 32 NS-2B	.93 in. Height x .62 in. Base Dia.	2	774020



## Door Switch

- Standard slide switch fits 9/16 in. x 7/8 in. opening
- Door switches are great for closets, turning the light on when the door is open and off when it is closed
- Door switch kit comes with metal box, cover plate and mounting hardware

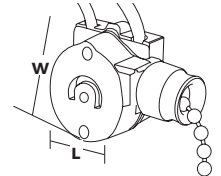




Product	Description	Color	Poles	Circuitry	Termination Style	Ratings	Dimensions (L" x W" x H")	Part No.
	AC/DC Door Switch Kit	White Button	SPST	Normally On-(Off)	Wire Leads	10 Amp 1/3 HP 125/250VAC	1.25 x 2.75 x 2.0	<b>774026K</b>

( ) Denotes momentary action

## Lever & Pull Chain Switches

- Use for ceiling fixtures, lamps and fans
- Wire leads are #18 AWG, 6 in. stripped wire
- Push in connectors for #18 AWG wire
- 13/32 in. diameter mounting hole



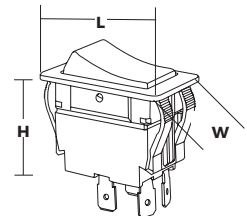
Product	Description	Pull-Chain Color	Poles	Circuitry	Termination Type	Circuit	Rating			Dimensions (L" x W" x H")	Part No.
							Amps 125 VAC	Amps 250 VAC	Amps 125 V		
	All-Angle Lever Switch*	Nickel	SPST	On-Off	Wire Leads	2 Pos - 2 Wire	6	3	—	1.50 x 1.28 x .50	<b>774035</b>
	3-Speed Pull Chain	Brass	SPTT	Off-On(A)-On(B)-On(A+B)	Wire Leads	4 Pos - 3 Wire	6	3	—	.87 x 1.05 x .65	<b>774037</b>



( ) Denotes momentary action



## Full-Size Rocker Switches

- For commercial appliances, industrial controls, automotive and marine applications
- Moisture- and dust-resistant
- Suitable for low-voltage DC applications
- Recommended .830 in. x 1.450 in. mounting hole, .125 in. panel thickness
- Operating temperature: 32°F to 185°F (0°C to 85°C)



Product	Description	Poles	Circuitry	Termination Style	No. of Terminals	Rating			Dimensions (L" x W" x H")	Part No.
						Amps 125 VAC	Amps 227 VAC	HP 110-250 VAC		
	Black Rocker Switch	DPDT	On-Off-On	Spade	6	20	15	2	1.70 x .97 x 1.09	<b>774040BK†</b>
	Red Lighted Rocker Switch***	DPST	On-Off	Spade	4	15	10*	3/4**	1.70 x .97 x 1.09	<b>774056</b>

\*Amps 250 VAC

\*\*HP 125-250VAC

†Bulk package of 25



## HEAT SHRINK

- Easy to install underground splice kits to help save time and money
- Protects cable during storage with watertight seal provided by IDEAL End Caps



TOOLS & SUPPLIES

## Thermo-Shrink® UF Splice Kits

- Direct burial rated, UV resistant
- 14/3 with and without ground through 8/3 without ground, UF cable range
- Stretcher kit repairs a 7 in. to 10 in. section damaged or destroyed by a trencher
- 600V Maximum, 105°C rating
- Meets the requirements of the 2002 NEC Code 110-14(b) and UL486D
- One wire per fitting



Description	Part No.
UF Splice Kit - 14-8 AWG, Tubing 1.1 in. x 8 in.	<b>46-400</b>
UF Stretcher Kit* - 14-8 AWG, Tubing 1.1 in. x 18 in.	<b>46-410</b>

\*Stretcher kit connector is 11.5 in.

## Thermo-Shrink® Al/Cu Splice Kits

- Direct burial rated, underground splice kits
- Heavy-wall heat shrink tubing with adhesive liner provides complete insulation and protection
- Connector can be used for aluminum and/or copper cable
- Meets the requirements of the 2005 NEC Code 110-14(B)
- 600V maximum, 105°C rating
- UV resistant



Description	Part No.
Underground Splice Kit - 8 to 4 AWG, Tubing 3/4 in. x 6 in.	<b>46-401</b>
Underground Splice Kit - 4 AWG to 1/0, Tubing 1.1 in. x 8 in.	<b>46-402</b>
Underground Splice Kit - 1/0 to 250 KCMIL, Tubing 1-1/2 in. x 12 in.	<b>46-403</b>

## Thermo-Shrink® Self-Sealing UF Splice Kit

- Fully waterproof, submersible and re-enterable to make future changes or repairs
- Meets the requirements of the 2002 NEC Code 110-14 (b) and UL486D
- Accommodates 14 to 10 AWG wire range
- 600V Maximum, 105°C rating



Description	Part No.
Self Sealing UF Splice Kit	<b>46-411</b>

## Thermo-Shrink® Copper Butt Splice Kits

- UL Listed
- UV resistant
- Provides a fully-insulated butt splice
- 600V Maximum, 105°C rating
- Not rated for direct burial



Description	Part No.
Butt Splice Kit - Copper 14-8 AWG	<b>46-404</b>
Butt Splice Kit - Copper 8-2 AWG	<b>46-405</b>

## Thermo-Shrink® Heat Shrink Kit



Description	Part No.
Thermo-Shrink® Heat Shrink Kit	<b>46-007</b>
<b>Kit Includes:</b>	<b>Part No.</b>
HEAT ELITE PRO™ Heat Gun	<b>46-203</b>
3/64 in. Heat Shrinkable Tubing (4 ft. disk)	<b>46-600</b>
1/16 in. Heat Shrinkable Tubing (4 ft. disk)	<b>46-601</b>
3/32 in. Heat Shrinkable Tubing (4 ft. disk)	<b>46-602</b>
1/8 in. Heat Shrinkable Tubing (4 ft. disk)	<b>46-603</b>
3/16 in. Heat Shrinkable Tubing (4 ft. disk)	<b>46-604</b>
1/4 in. Heat Shrinkable Tubing (4 ft. disk)	<b>46-605</b>
5/16 in. Heat Shrinkable Tubing (4 ft. disk)	<b>46-606</b>
3/8 in. Heat Shrinkable Tubing (4 ft. disk)	<b>46-607</b>
1/2 in. Heat Shrinkable Tubing (4 ft. disk)	<b>46-608</b>
3/4 in. Heat Shrinkable Tubing (4 ft. disk)	<b>46-609</b>
1 in. Heat Shrinkable Tubing (4 ft. disk)	<b>46-610</b>
Small Deflector, 1-1/4 in. diameter	<b>46-941</b>
Premium T®-Cutter Wire Cutter	<b>45-123</b>

## Thermo-Shrink® Thin-Wall Heat Shrinkable Tubing

- Polyolefin material electrically insulates and protects in-line components, disconnect terminals and splices with its high strength and excellent resilience
- Use to bundle wires for very flexible light-duty harnesses
- Highly flame-retardant and flexible; resistant to common fluids and solvents
- Meets UL 224, CSA 22.2 125°C VW-1 600V; Material: No PBB's, PBBE's
- 2:1 shrink ratio; Minimum shrink temperature: 70°C; Operating temperature: -55°C to +125°C
- RoHS compliant
- UV resistant



**CAUS**  
E236137

**CS**  
242540

Normal Size (in.)	Expanded I.D. (Min.) (in.)	Nominal Recovered I.D. (Max.) (in.)	Recovered Wall Thickness +/- 10%	Cable Range AWG*	Length (Pkg.)	Part No.
3/64	.047/1.2	0.024"/0.6mm	0.013"/0.33mm	22-18	4 ft. (Disk)	<b>46-600</b>
1/16	.063/1.6	0.031"/0.8mm	0.014"/0.36mm	16		<b>46-601</b>
3/32	.094/2.4	0.047"/1.2mm	0.017"/0.44mm	14-12		<b>46-602</b>
1/8	.126/3.2	0.063"/1.6mm	0.017"/0.44mm	24-20	6 in. (Bag)	<b>46-310</b>
					4 ft. (Disk)	<b>46-603</b>
3/16	.189/4.8	0.094"/2.4mm	0.020"/0.56mm	20-14	6 in. (Bag)	<b>46-313</b>
					4 ft. (Disk)	<b>46-604</b>
1/4	.251/6.4	0.126"/3.2mm	0.022"/0.56mm	14-8	6 in. (Bag)	<b>46-316</b>
					4 ft. (Disk)	<b>46-605</b>
					500 ft. (Spool)	<b>46-318</b>
5/16	.315/8.0	0.157"/4.0mm	0.022"/0.56mm	10-6	4 ft. (Disk)	<b>46-606</b>
3/8	.374/9.5	0.185"/4.7mm	0.022"/0.56mm	8-4	6 in. (Bag)	<b>46-319</b>
					4 ft. (Disk)	<b>46-607</b>
					200 ft. (Spool)	<b>46-321</b>
1/2	.5/12.7	0.252"/6.4mm	0.026"/0.65mm	4-1	6 in. (Bag)	<b>46-322</b>
					4 ft. (Disk)	<b>46-608</b>
					200 ft. (Spool)	<b>46-324</b>
3/4	.751/19.1	0.374"/9.5mm	0.027"/0.80mm	2-250 MCM	6 in. (Bag)	<b>46-325</b>
					4 ft. (Disk)	<b>46-609</b>
					200 ft. (Spool)	<b>46-327</b>
1	1/25.4	0.500"/12.7mm	0.031"/0.90mm	2/0-500 MCM	6 in. (Bag)	<b>46-328</b>
					4 ft. (Disk)	<b>46-610</b>
					100 ft. (Spool)	<b>46-330</b>

\*Reference only - Consult the wire manufacturer's catalog for specific O.D. of wire and insulation.

**CAUS**

### Specifications

Property	Test Method	Typical Data
Tensile strength	ASTM D 638	14MPa
Elongation at break	ASTM D 638	600%
Elongation after aging at 175°C for 168 hours	UL 224	350%
Flammability	UL 224 VW-1	Pass
Heat shock (250°C/4 hours)	UL 224	No cracking
Cold bend test (-55°C/4 hours)		No cracking
Dielectric strength	ASTM D 150	20KV/mm
Volume resistance	ASTM D 876	1014Ωcm
Copper corrosion	UL 224	Pass
Chemical resistance		Pass
Longitudinal shrinkage		0±5%
Eccentricity		30%



## Thermo-Shrink® Heavy-Wall Heat Shrinkable Tubing

- TS-46 irradiated cross-linked polyolefin with 3:1 standard shrink ratio
- Adhesive liner provides complete insulation and protection to electrical splices in above-grade, underground or underwater applications
- Maximum flame retardant
- Meets UL 486D, CSA C22.2 No. 198.2, ANSI C119.1, Western Underground Guides Nos. 2.4, 2.5, MIL-DTL-23053/15, IEEE 383 Vertical Flame Test, ANSI C37.20.2, ICEA S-19-8 and NEMA insulation thickness requirements
- Rated for 600V, 90°C continuous use



Model	Expanded I.D. (Min.) (In.)	Recovered I.D. (Max.) (In.)	Nominal Recovered Wall Thickness (In.)	Cable Range*	Length (In.)	Cat. No.
TS-46-400	.400	.130	.070	12-8 AWG	6	<b>46-343</b>
					9	<b>46-344</b>
					48	<b>46-346</b>
TS-46-750	.750	.220	.090	6-2/0 AWG	6	<b>46-347</b>
					9	<b>46-348</b>
					48	<b>46-350</b>
TS-46-1100	1.100	.350	.120	1/0-3/0 AWG	6	<b>46-351</b>
					9	<b>46-352</b>
					48	<b>46-354</b>
TS-46-1500	1.500	.470	.160	2/0 AWG-350 KCMIL	9	<b>46-356</b>
					12	<b>46-357</b>
					48	<b>46-358</b>
TS-46-2000	2.000	.630	.160	250-500 KCMIL	9	<b>46-369</b>
					18	<b>46-371</b>
					48	<b>46-372</b>

\*Reference only. Consult the wire manufacturer's catalog for specific O.D. of wire and insulation.



### Specifications

Properties	Heavy Wall
Shrink Temperatures	120°C to 250°C (200°C recommended)
Continuous Operating Temperature	-55°C to 110°C
Tensile Strength (PSI)	2,100 PSI min.
Ultimate Elongation	600% min.
Secant Modulus @ 2% Strain	25,000 PSI max.
Specific Gravity	1.20 max.
Heat Aging, 168 hrs. @ 175°C Tensile Strength Elongation	500%
Heat Shock, 4 hrs. @ 225°C	No cracks, flowing or dripping
Flammability	Flame retardant
Low Temperature Brittle Point	-55°C
Volume Resistivity	1013ohm-cm min.
Dielectric Strength	500V/mil (20kV/min.)
Corrosive Effect	Non-corrosive
Solvent Resistance 24 hrs. Immersion per MIL-DTL-23053	Good to excellent
Water Absorption	0.2%
Fungus Resistance	No growth
Longitudinal Change, 3 min.	+1%/-10%

All values are typical performance data and are not to be used as design data.

## Thermo-Shrink® Medium-Wall Heat Shrinkable Tubing End Caps

- Creates a watertight seal to protect ends of power and control cords
- Protects against oxidation, ozone, UV radiation, etc.
- Coated with hot melt adhesive to ensure environment seal
- Fits easily over end of cable
- Protect power cables up to 1000V and telecommunication cable
- Recommended for both open air and underground power distribution cables with PVC, lead or XLPE sheaths
- Thermally stabilized cross-linked polyolefin, coated with specially designed hot melt adhesive
- UV resistant



Expanded I.D. (Min.) (in.)	Recovered I.D. (Max.) (in.)	Recovered Wall Thickness +/--10% (in.)	Cable Dia. Range* (in.)	Length (in.)	Part No.
0.55/14mm	0.18/4.5mm	0.079/2.0mm	0.20/5mm - 0.47/12mm	1.77/45mm	<b>46-381</b>
0.98/25mm	0.31/8mm	0.091/2.3mm	0.39/10mm - 0.71/18mm	2.76/70mm	<b>46-382</b>
1.38/35mm	0.59/15mm	0.118/3.0mm	0.67/17mm - 1.18/30mm	3.35/85mm	<b>46-383</b>
2.95/75mm	1.38/35mm	0.138/3.5mm	1.77/45mm - 2.76/70mm	5.12/130mm	<b>46-384</b>

\*Consult the wire manufacturer's catalog for specific O.D. of wire and insulation.

### Specifications

Property	Test Method	Typical Data
Operating Temperature	IEC 216	-55°C to +110°C
Tensile Strength	ASTM D 638	>14 MPa
Elongation at break	ASTM D 638	>400%
Density	ASTM D 792	1.05g/cm <sup>3</sup>
Dielectric strength	IEC 243	>15KV/mm
Volume resistance	IEC 93	1014Ωcm

# LOCKOUT/TAGOUT

At IDEAL Electrical, your safety is our priority. We offer a wide range of products to help keep electricians safe every day, such as 1000V insulated hand tools, Lockout/Tagout equipment, clamp meters, and S-Class® Fish Tapes. IDEAL® safety, health, and environment products comply with ASTM requirements and OSHA regulations.

Regular safety training helps keep employees safe on the job. The proper use of materials and tools can mean the difference to your personal safety as well as other people on the job. IDEAL training gives you the best methods and utilization of this equipment through hands-on demonstrations, peer discussions and on-site applications.

IDEAL offers several different safety training courses:

- Lockout/Tagout Safety and Procedures
- Arc Flash Safety and 1000V Insulated Tools
- Test and Measurement Equipment and procedures

For more details on available training programs, please contact your local IDEAL sales representative.



## Starter Safety Kit



- A starter selection of the lockout/tagout devices, testers and safety tools every electrician/maintenance person needs

Description	Part No.	
Starter Safety Kit	<b>44-001</b>	
Kit Includes:	Qty.	Part No.
Medium Fuse Puller	1	<b>34-001</b>
Two-Piece Insulated Screwdrivers	1	<b>35-9305</b>
Single-Pole Breaker Lockout	1	<b>44-810</b>
Starter Lockout/Tagout Kit	1	<b>44-973</b>
Orange Electrical Tape	1	<b>46-35-ORN</b>
Voltage Tester	1	<b>61-065</b>
T&M Service Pouch	1	<b>37-022</b>

## 7-Piece Safety Kit



- This 7-piece kit includes five insulated tools that are all 1000V rated and come with a lifetime warranty.

Description	Part No.	
7-Piece Safety Kit	<b>44-002</b>	
Kit Includes:	Qty.	Part No.
Insulated Linesman Pliers	1	<b>30-9430</b>
Insulated Diagonal Cutting Pliers	1	<b>35-9029</b>
Two-Piece Insulated Screwdrivers	1	<b>35-9305</b>
Insulated T®-Stripper Wire Stripper	1	<b>45-9120</b>
Orange Electrical Tape	1	<b>46-35-ORN</b>
660A AC w/TRMS Clamp Meter	1	<b>61-746</b>
T&M Service Pouch	1	<b>37-022</b>

## Basic Safety Kit



- A selection of the most popular lockout/tagout devices, testers and safety tools to keep users safe while on the job.

Description	Part No.	
Basic Safety Kit	<b>44-003</b>	
Kit Includes:	Qty.	Part No.
Medium Fuse Puller	1	<b>34-001</b>
Two-Piece Insulated Screwdrivers	1	<b>35-9305</b>
Basic Lockout/Tagout Kit	1	<b>44-970</b>
Orange Electrical Tape	1	<b>46-35-ORN</b>
660A AC TightSight™ Clamp Meter	1	<b>61-763</b>
T&M Service Pouch	1	<b>37-022</b>



## Starter Lockout/Tagout Kit



- A starter selection of the lockout/tagout devices every electrician/maintenance person needs
- Small nylon zipper pouch features belt loops and d-rings for easy attachment to belts, tool pouches, tool carts and more

Description	Part No.	
Starter Lockout/Tagout Kit	<b>44-973</b>	
Kit Includes:	Qty.	Part No.
Universal Multi-Pole Breaker Lockout	1	<b>44-783</b>
1 in. Safety Lockout Hasp	1	<b>44-800</b>
Universal 277V Single-Pole Breaker Lockout	1	<b>44-809</b>
110V Plug Lockout	1	<b>44-818</b>
Striped Lockout Tags - Do Not Operate	2	<b>44-849</b>
3/4 in. Shackle Red Padlock	1	<b>44-906</b>
Zipper Pouch	1	<b>IA-3240</b>

Quantities listed in kit description are for individual pieces, not carded packages.

## Basic Lockout/Tagout Kit



- A great selection of the most popular lockout/tagout devices
- Small nylon zipper pouch features belt loops and d-rings for easy attachment to belts, tool pouches, tool carts and more

Description	Part No.	
Basic Lockout/Tagout Kit	<b>44-970</b>	
Kit Includes:	Qty.	Part No.
Universal Multi-Pole Breaker Lockout	1	<b>44-783</b>
Wall Switch Lockout	1	<b>44-789</b>
1 in. Safety Lockout Hasp	1	<b>44-800</b>
480/600V Breaker Lockout	1	<b>44-807</b>
Universal 277V Single-Pole Breaker Lockout	1	<b>44-809</b>
Hinged Single-Pole Breaker Lockouts	2	<b>44-810</b>
110V Plug Lockout	1	<b>44-818</b>
Striped Lockout Tags - Do Not Operate	5	<b>44-849</b>
3/4 in. Shackle Red Padlock	1	<b>44-906</b>
Zipper Pouch	1	<b>IA-3240</b>

Quantities listed in kit description are for individual pieces, not carded packages.

## Standard Lockout/Tagout Kit



- Excellent selection of lockout/tagout devices, tags and locks for maintenance workers or contractors
- Small nylon zipper pouch features belt loops and d-rings for easy attachment to belts, tool pouches, tool carts and more

Description	Part No.	
Standard Lockout/Tagout Kit	<b>44-971</b>	
Kit Includes:	Qty.	Part No.
Hinged Single-Pole Breaker Lockouts	3	<b>44-810</b>
Universal 277V Single-Pole Breaker Lockout	2	<b>44-809</b>
480/600V Breaker Lockout	1	<b>44-807</b>
Wall Switch Lockout	1	<b>44-789</b>
110V Small Plug Lockout	1	<b>44-818</b>
2 in. Shackle Red Padlocks	2	<b>44-907</b>
1 in. Safety Lockout Hasps	2	<b>44-800</b>
Lockout Tags - Do Not Operate	5	<b>44-848</b>
Striped Lockout Tags - Do Not Operate	5	<b>44-849</b>
Cleat for 277V Breaker Lockout	1	<b>44-785</b>
Cleat for 480/600V Breaker Lockout	1	<b>44-786</b>
Universal Multi-Pole Breaker Lockouts	2	<b>44-783</b>
Zipper Pouch	1	<b>IA-3240</b>

Quantities listed in kit description are for individual pieces, not carded packages.

## Job Site Lockout/Tagout Kit



- Perfect kit for individual workers; padlocks keyed-alike for worker convenience
- Excellent selection of lockout/tagout devices, tags and keyed-alike padlocks for most applications

Description	Part No.	
Job Site Lockout/Tagout Kit	<b>44-979</b>	
Kit Includes:	Qty.	Part No.
Circuit Breaker Lockouts - tall and wide toggles	2	<b>44-956</b>
Circuit Breaker Lockouts - standard single and double toggles	3	<b>44-957</b>
Circuit Breaker Lockout Padlock	1	—
1-1/2 in. Red Lockout Padlocks	3	<b>44-916</b>
1 in. Safety Lockout Hasp	1	<b>44-800</b>
Red Labeled Lockout	1	<b>44-791*</b>
Universal Wall Switch Lockout	1	<b>44-772</b>
Lockout Tags - Do Not Operate (striped)	12	<b>44-833*</b>
Tool Box*** (12 in. x 6 in. x 6 in.)	1	<b>IA-3241</b>

\*Master Lock® equivalent.

\*\*\*Tool box color may vary.

Master Lock® is a registered trademark of Master Lock Company LLC.

## Plant Facility Lockout/Tagout Kit



- Ideal for plant facility personnel to keep all lockout/tagout devices in one convenient place
- Polypropylene plastic tool box resists oil and chemicals

Description	Part No.	
Plant Facility Lockout/Tagout Kit	<b>44-972</b>	
Kit Includes:	Qty.	Part No.
Hinged Single-Pole Breaker Lockouts	5	<b>44-810</b>
Universal 277V Single-Pole Breaker Lockouts	3	<b>44-809</b>
480/600V Breaker Lockout	1	<b>44-807</b>
Wall Switch Lockouts	2	<b>44-789</b>
110V Small Plug Lockout	1	<b>44-818</b>
1 in. Safety Lockout Hasps	3	<b>44-800</b>
Red Labeled Lockout	1	<b>44-791</b>
220/550V Plug Lockout	1	<b>44-819</b>
Striped Lockout Tags - Do Not Operate	10	<b>44-849</b>
Fuse Blockout	1	<b>44-815</b>
Fuse Blockout	1	<b>K-7349</b>
Gate Valve Lockout	1	<b>44-824</b>
Cleat for 277V Breaker Lockout	1	<b>44-785</b>
Cleat for 480/600V Breaker Lockout	1	<b>44-786</b>
Universal Multi-Pole Breaker Lockouts	3	<b>44-783</b>
Tool Box* (12 in. x 6 in. x 6 in.)	1	<b>IA-3241</b>

Quantities listed in kit description are for individual pieces, not carded packages. \*Tool box color may vary.

## Industrial Lockout/Tagout Kit



- An industrial selection of lockout/tagout devices
- Polypropylene plastic tool box resists oil and chemicals

Description	Part No.	
Industrial Lockout/Tagout Kit	<b>44-974</b>	
Kit Includes:	Qty.	Part No.
Hinged Single-Pole Breaker Lockouts	3	<b>44-810</b>
Universal 277V Single-Pole Breaker Lockouts	2	<b>44-809</b>
480/600V Breaker Lockout	1	<b>44-807</b>
Wall Switch Lockout	1	<b>44-789</b>
110V Small Plug Lockout	1	<b>44-818</b>
Ball Valve Lockout	1	<b>44-820</b>
1 in. Safety Lockout Hasps	2	<b>44-800</b>
Red Labeled Lockout	1	<b>44-791</b>
220/550V Plug Lockout	1	<b>44-819</b>
Striped Lockout Tags - Do Not Operate	10	<b>44-849</b>
Fuse Blockout	1	<b>44-815</b>
Fuse Blockout	1	<b>K-7349</b>
Gate Valve Lockout	1	<b>44-824</b>
Cleat for 277V Breaker Lockout	1	<b>44-785</b>
Cleat for 480/600V Breaker Lockout	1	<b>44-786</b>
Universal Multi-Pole Breaker Lockouts	2	<b>44-783</b>
Red Lockout Padlocks	4	<b>44-916</b>
Universal Multi-Pole Breaker Lockouts	2	<b>44-783</b>
Tool Box* (12 in. x 6 in. x 6 in.)	1	<b>IA-3241</b>

Quantities listed in kit description are for individual pieces, not carded packages. \*Tool Box color may vary.

## Group Lock Box

- Helps ensure maximum security for complex work team situations
- Allows up to 13 individuals to personally lock the closed box
- Heavy-duty steel construction resists unauthorized entry and job-site abuse
- Compact 8-3/4 in. x 3-1/2 in. x 6 in. design



Description	Part No.
Group Lock Box	<b>44-804</b>

## Personal Lockout/Tagout Pouch Kit



- Easy to carry, zippered pouch holds a worker's personal padlocks and other small devices

Description	Part No.
Personal Lockout/Tagout Pouch Kit	<b>44-969</b>
Kit Includes:	Qty. Part No.
1 in. Safety Lockout Hasp	1 <b>44-800</b>
Lockout Tags	12 <b>44-833</b>
Red Safety Padlocks - Keyed Alike	3 <b>44-916</b>
Personal Lockout Pouch	1 —

## Industrial Lockout/Tagout Station



- Large Lockout/Tagout Station can be wall mounted or easily transported
- All metal, lockable cabinets come with two adjustable shelves
- Lockout safety tips are conveniently located inside of door for frequent reminders of proper lockout procedures

Description	Part No.
Industrial Lockout/Tagout Station (16 in. H x 16 in. W x 6 in. D)	<b>44-975</b>
Kit Includes:	Qty. Part No.
Hinged Single-Pole Breaker Lockouts	2 <b>44-810</b>
Universal 277V Single-Pole Breaker Lockouts	2 <b>44-809</b>
Cleats for 277V Breaker Lockout	2 <b>44-785</b>
Universal Multi-Pole Breaker Lockouts	2 <b>44-783</b>
480/600V Breaker Lockout	1 <b>44-807</b>
Cleat for 480/600V Breaker Lockout	1 <b>44-786</b>
Wall Switch Lockout	1 <b>44-789</b>
1 in. Safety Lockout Hasps	3 <b>44-800</b>
1-1/2 in. Red Lockout Padlocks	4 <b>44-916</b>
100V Small Plug Lockout	1 <b>44-818</b>
220/550V Plug Lockout	1 <b>44-819</b>
Striped Lockout Tags - Do Not Operate	10 <b>44-849</b>
Gate Valve Lockout - 1 in. to 2-1/2 in.	1 <b>44-824</b>
Gate Valve Lockout - 2-1/2 in. to 5 in.	1 <b>44-825</b>
Ball Valve Lockout	1 <b>44-820</b>
Pneumatic Lockout	1 <b>44-774</b>
Cabinet	1 <b>IA-4989</b>

Quantities listed in kit description are for individual pieces, not carded packages.



## Lock Stations



44-778



44-806

- Resilient polycarbonate material provides twice the heat resistance and quadruple the impact strength of typical stations
- Lockable cover prevents loss of valuable safety products and innovative hinge holds cover open for easy product selection

Description	Part No.	
Four-Lock Station Kit	44-778	
<b>Kit Includes:</b>	<b>Qty.</b>	<b>Part No.</b>
Four-Lock Station Board	1	—
1-1/2 in. Red Lockout Padlocks	4	44-916
Heavy-Duty Lockout Tags	12	—
1 in. Safety Lockout Hasps	2	44-800

Description	Part No.	
Ten-Lock Station Kit	44-806	
<b>Kit Includes:</b>	<b>Qty.</b>	<b>Part No.</b>
Ten-Lock Station Board	1	—
1-1/2 in. Red Lockout Padlocks	10	44-916
Heavy-Duty Lockout Tags	24	—
1 in. Safety Lockout Hasps	2	44-800

## Hinged Single-Pole Breaker Lockouts

- Hinged single-pole lockout with locking post design, locks lever in off position to isolate and prevent breaker use
- Ideal for applications where panel closure is preferred



Description	Quantity	Part No.
Hinged Single-Pole Breaker Lockouts	Bag of 3	44-810
	Carton of 100	44-1810

## Universal 120/277V Breaker Lockouts

- Use thumbscrew to clamp lockout securely on to switch tongue, then pull cover over thumbscrew and lock in place to prevent clamp from being loosened
- Blade design provides tighter grip with less torque on thumbscrew



Description	Quantity	Part No.
Single-Breaker Lockouts	Bag of 3	44-809
Cleat for Single-Pole Breaker Lockouts	Bag of 3	44-785
Single-Pole Breaker Lockouts	Carton of 50	44-1809

## 480/600V Single/Multi-Pole Breaker Lockouts

- Use thumbscrew to clamp lockout securely on to switch tongue, then pull cover over thumbscrew and lock in place to prevent clamp from being loosened
- Blade design provides tighter grip with less torque on thumbscrew



Description	Quantity	Part No.
480/600V Single/ Multi-Pole Lockout	1	44-807
480/600V Single/Multi-Pole Lockouts	Carton of 50	44-1807
Cleat for 480/600V Single/Multi-Pole Lockouts	Bag of 2	44-786

## Large Breaker Lockout

- Designed to lockout large 480/600V breaker switches up to 2-1/2 in. wide and 7/8 in. thick
- Easy to install – no tools required



Description	Quantity	Part No.
Large Breaker Lockout	1	44-823

## Multi-Pole Breaker Lockout


- Works with most major multi-pole breakers with tie-bar type switches from major brands including GE, ITE Sylvania, Challenger, Bryant, Westinghouse, SQUARE D (2/3 poles) and General Switch Co.
- Easy to install – thumbscrew secures and locks tie bar in place; no cable ties or tools required



Description	Quantity	Part No.
Multi-Pole Breaker Lockout	1	44-783

## Oversized Circuit Breaker Lockout System

- Unique Lockout system for over-sized 480/600V Circuit Breakers
- System can be permanently installed into an electrical panel putting all lockout items at the point of need
- Easy installation of adhesive mounting rails - no tools required
- Pegs in mounting rails mate with holes in locking arms for security of arm when lock is in place
- Red arms lock off, green arms lock on



Description	Quantity	Part No.
Oversized Circuit Breaker System	1	<b>44-822</b>

## Circuit Breaker Lockouts



**44-956**



**44-957**

- Attaches securely to breaker with simple thumb and clamping handle
- 44-956 is designed for breakers with wide or tall toggles
- 44-957 fits standard height and tie-bar toggles
- The narrow profile permits side-by-side breaker lockout

Description	Part No.
Circuit Breaker Lockout	<b>44-956</b>
	<b>44-957</b>

## Plug Lockouts

- Accommodates a variety of electrical plug and cord sizes to prevent accidental connection or disconnection
- Durable plastic body resists wear, chemicals and job-site abuse
- Accommodates cable ties or padlocks (with up to 3/8 in. shackles)



**44-819**

Description	Size (in.)	Part No.
Plug Lockout - 100V	2 x 2 x 3-1/2	<b>44-818</b>
Plug Lockout - 220/550V	3-1/4 x 3-1/4 x 7	<b>44-819</b>

## Circuit Breaker Lockout System

- Covers most 120V - 277V breakers
- Works on wide range of breakers, including single- and multi-pole configurations
- Unique lock rail system:
  - Allows panel door to be closed when lockouts are in place
  - Accommodates multiple locks,
  - Keeps weight off the breakers
  - Positions locks and tags outside
- Technical Information
  - Lockout devices constructed of high-impact Isoplast® polymers
  - Cables are 2 ft. in length
  - Lock rails made of durable Isoplast® polymers with acrylic adhesive backing
- **Snap-on** - For use on Square D NQO and other breakers that have a hole in the switch tongue.
- **Clamp-on** - For use on breakers that do not have a hole in the switch tongue, including multiple breakers with tie bars.



**44-764**  
Clamp-on

**44-768**  
Snap-on

Description	Quantity	Part No.
Clamp-on lockout for breakers without hole in the switch tongue, including multi-pole breakers with tie bars	1	<b>44-764</b>
Snap-on lockout for Square D NQO and other breakers with a hole in the switch tongue		<b>44-768</b>
4 in. Lock Rail with seven lock loops		<b>44-769</b>

Isoplast® is a registered trademark of Lubrizol Advanced Materials, Inc.

## Plug Lockouts

- Plug lockout, 44-792 works with high and low voltage plugs up to 3 in. in diameter and 5-1/2 in. in length, up to 1-1/4 in. cord diameter
- Plug lockout, 44-793 works with 110V/220V plugs up to 1-3/4 in. in diameter and 2-1/2 in. in length, up to a 1/2 in. cord diameter



Description	Part No.
Plug Lockout	<b>44-792</b>
Plug Lockout	<b>44-793</b>

## Electric Plug Lockout

- Slides over cord prongs and locks in place to prevent cord from being plugged into an outlet
- Cannot be removed without key
- Works on any 2- or 3-prong plug



Description	Part No.
Electric Plug Lockout	<b>44-782</b>

## Wall Switch Lockouts

- Universal Wall Switch Lockout locks out both toggle and Decora® wall switches
- Universal design assures switch is locked on or off. Hinges open for unobstructed normal switch operation
- Standard wall switch lockout fits most wall-mounted single or three-way electrical switches



Description	Quantity	Part No.
Universal Wall Switch	1	<b>44-772</b>
Standard Wall Switch		<b>44-789</b>

Decora® is a registered trademark of Leviton Manufacturing Co., Inc.

## Cable Lockout

- Unique hasp lockout device accepts up to six 9/32 in. padlocks and comes with a 6 ft. plastic-coated steel cable



Description	Part No.
Cable Lockout, 6 ft. cable	<b>44-829</b>

## Ball Valve Lockout Devices

- Best available method for locking out ball valves
- Fits most major brand ball valves
- Designed to lock in off position only
- Complies with OSHA lockout standard



Valve Size	Max. Shackle Length	Material	Part No.
1/2 to 1-1/4 in.	—	Polypropylene	<b>44-846</b>
1-1/4 to 3 in.			<b>44-847</b>
1/4 to 1 in.	9/32 in.	Nylon	<b>44-820</b>
1-1/4 to 3 in.		Heavy Steel	<b>44-821</b>

## Adjustable Cable Lockout

- Infinitely adjustable safety hasp and cable
- Tough, flexible multi-stranded 6 ft. 1/4 in. dia. vinyl coated steel cable
- Tough, lightweight, dielectric thermoplastic body withstands chemicals; performs effectively in extreme conditions
- Reusable high-visibility, write-on safety labels (English, French & Spanish).



Description	Part No.
Adjustable Cable Lockout	<b>44-808</b>

## Gate Valve Lockouts



- Each size rotates into itself and nests within the next larger size to save space in storage
- Four workers can apply their personal safety locks
- Reusable high-visibility permanent safety labels (English, French & Spanish)
- Tough, lightweight, dielectric thermoplastic bodies withstand chemicals and perform effectively in extreme conditions, temperature range: -50°F (-46°C) to +350°F (177°C)

Valve Size	Quantity	Part No.
1 in. to 2-1/2 in.	1	<b>44-824</b>
2-1/2 in. to 5 in.		<b>44-825</b>
Set of five sizes (1 in. to 13 in.)		<b>44-817</b>

## Python™ Adjustable Locking Cable

- Infinite Locking Positions – Patented lock holds cable tight from 1 ft. (30cm) to 6 ft. (1.8m)
- Application Flexibility – Interchangeable cables
- Keyed Alike Convenience – Re-keyable cylinder
- Cut Resistance – 3/8 in. (10mm), 100% steel braided cable
- Weather Tough – Rust resistant aluminum lock body
- Scratch Resistant – Vinyl cable sleeve and lock body bumper



Other Applications: Bikes, lawn furniture, lawn mowers, job sites, canoes, boats, skis, snowboards, generators, pickup truck cargo, spare tire locks and much more.

Description	Part No.
Master Lock® Python™ Kit with 6 ft. Cable-keyed different	<b>44-990</b>

Master Lock® is a registered trademark of Master Lock Company LLC.  
Python™ is a trademark of Master Lock Company LLC.

## Steel Padlocks

- Rustproofed, steel case with nickel-plated shackle withstands abuse and environmental hazards
- Includes two keys
- 1-1/2 in. wide lock with 9/32 in. shackle diameter
- Keyed-alike and Master Lock® Keyed locks available by special order



Bumper Color	3/4 In. Shackle Clearance Part No.	2 In. Shackle Clearance Part No.
Blue	<b>44-900</b>	<b>44-901</b>
Red	<b>44-906</b>	<b>44-907</b>

Master Lock® is a registered trademark of Master Lock Company LLC.

## Safety Lockout Padlocks w/Key Retention

- Dedicated safety lockout device reduces confusion with other locks
- Complies with OSHA's "1-key, 1-lock"
- Non-conductive, lightweight body; four colors for easy identification
- Key retention ensures keys do not get lost while not in use and that padlocks are not left untouched
- 1-1/2 in. shackle clearance; 1-1/2 in. wide lock with 1/4 in. shackle
- Keyed-alike, Master Lock® Keyed locks, 2nd key, additional colors and engraving available by special order



Bumper Color	Part No.
Blue	<b>44-912</b>
Black	<b>44-914</b>
Red	<b>44-916</b>
Yellow	<b>44-918</b>

Master Lock® is a registered trademark of Master Lock Company LLC.

## Lock Labels

- Easy identification of employees' locks
- Write-on, vinyl labels with peel-off adhesive backing
- Polyester over laminate protects label



Description	Quantity	Part No.
Lock Labels	8 labels	<b>44-898</b>

## Safety Lockout Hasps

- Rustproofed, plated and vinyl-coated **44-801**
- Labeled hasps feature anodized aluminum alloy construction for long-term durability



Description	Jaw Diameter	Quantity	Part No.
Safety Lockout Hasps	1 in.	Card of 3	<b>44-800</b>
	1-1/2 in.	Card of 2	<b>44-801</b>

## Labeled Safety Lockout Hasps

- Allow up to six workers to lock out a single energy source **44-790**
- Permanent "Do Not Operate" labels accept pens, pencils and permanent markers



Description	Color	Quantity	Part No.
Labeled Safety Lockout Hasp - Do Not Operate	Blue	1	<b>44-790</b>
Labeled Safety Lockout Hasp - Do Not Operate	Red	1	<b>44-791</b>
Labeled Safety Lockout Hasp - Do Not Operate		Carton of 50	<b>44-1791</b>

## Heavy-Duty Lockout Tags



- High-visibility lettering
- Laminated plastic tags have non-fade legends, resist corrosive and harsh environmental conditions grommet
- Vinyl tags are silk screened with a 7/8 in. metal grommet; fastener included
- Exceeds OSHA's 50-lb. pullout requirement
- Matte finish for easy writing surface

Description	Type	Qty.	Part No.
Heavy-Duty Lockout Tag - Do Not Operate	Heavy-Duty Laminated	Card of 5	<b>44-830</b>
		Box of 100	<b>44-1830</b>
Heavy-Duty Lockout Tag - Do Not Operate - Electricians at Work	Heavy-Duty Laminated	Card of 5	<b>44-832</b>
		Economy Vinyl	Bag of 25 <b>44-843</b>
Heavy-Duty Lockout Tag - Do Not Operate - (red striped background)	Heavy-Duty Laminated	Card of 5	<b>44-833</b>
		Box of 100	<b>44-1833</b>
	Economy Vinyl	Bag of 25	<b>44-849</b>





# AEROSPACE

Every aspect of the aerospace industry demands precision and accuracy. That includes wire processing – our area of expertise at IDEAL. Working with both wire manufacturers and aerospace engineers, we develop unique blades with tight tolerances that strip wire accurately and dependably.

## **STRIPMASTER® & STRIPMASTER LITE WIRE STRIPPERS**

Wire Strippers.....	C-5
Blades.....	C-6
Accessories.....	C-6
Replacement Parts.....	C-6

## **CUSTOM STRIPMASTER® WIRE STRIPPERS**

Wire Strippers.....	C-8
Accessories.....	C-8
Replacement Parts.....	C-8

## **SPECIALTY WIRE STRIPPERS**

Ergo-Elite Stripmaster® Wire Stripper.....	C-9
MIL-Spec Application Guide.....	C-10
Omega Stripmaster® Wire Stripper.....	C-12
Ringer Shielded Cable Stripper.....	C-13
Stripmaster® Model 950 Wire Stripper.....	C-14
Pneumatic Wire Strippers.....	C-15



THE ELECTRICIAN'S  
**CHAMPION**™  **IDEAL**®

# WIRE STRIPPING BASICS

There are two basic levels of wire stripping — precision and non-precision. The first type, precision wire stripping, is employed where extreme reliability and critical tolerances must be achieved. Aircraft, computers, aerospace, missiles, radar guidance systems, and communications systems are examples of applications where precision wire stripping is required. In many cases, the military standard is called for and meeting that standard is rigidly enforced and calls for the highest quality precision wire stripping.

The second, non-precision stripping, is used in the manufacturing of lighting fixtures, electrical appliances, automotive harnesses, etc. This requires wire strips that assure product reliability and are obtained at a relatively low cost.

For each type of wire stripping and production requirement, the best tool and/or method to get the job done right must be determined, and IDEAL Electrical is there to assist with free wire analysis.

AEROSPACE






# STRIPMASTER® WIRE STRIPPERS

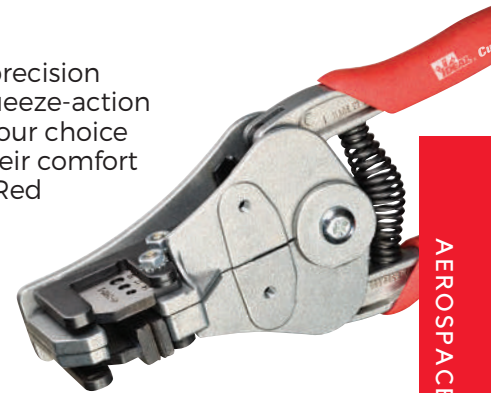
## Stripmaster® & Stripmaster® Lite Wire Strippers

The versatile Stripmaster®/Stripmaster® Lite Wire Strippers are the standard of the industry. They incorporate a gripper that firmly holds the wire in a center-line position with the stripping hole. The lever action of the stripper offers a mechanical advantage that makes stripping easier. This aids in production applications and reduces operator fatigue. One squeeze strips the wire clean, up to a full 7/8 in. (22mm). The jaws are automatically held open to allow removal of the wire without damaging its end. This stripper virtually eliminates all nicking, cutting or fraying on non-precision wire.




## Custom Stripmaster® Wire Strippers

Custom Stripmaster® Wire Strippers set the industry standard in hand-held, precision wire stripping. They provide fast, accurate wire stripping with its one-step, squeeze-action stripping and unique precision blade design. They can be customized with your choice of gripper pads and blade sets to match your wire stripping requirements. Their comfort grip handles are color-coded to help quickly identify compatible wire gage. Red handles are used for larger wire (10-14 AWG) and black handles are used for smaller wire (16-30 AWG). The blades and grippers installed in the tool are specific to the application. Optional short-stop latch and transparent wire stop increases tool versatility and insures consistent strip lengths.



## Custom Stripmaster® Lite Wire Strippers

The Custom Stripmaster® Lite Wire Stripper marks the beginning of a new era of light-weight, precision wire strippers designed specifically for improved operator comfort. It utilizes the same type of precision die-blade construction and features an optional short-stop latch and transparent wire stop. Built of sturdy die-cast zinc, this compact stripper weighs 50% less than its full-sized counterparts, and will impress you with both its ease of operation and durable performance.



## Ergo Elite Stripmaster® Wire Stripper

The Ergo-Elite Stripmaster® Wire Stripper offers the latest light-weight, ergonomically engineered wire stripper for the aerospace industry. The tilted wire stripping head in this sleek 5 oz. design provides better leverage and clear view for wire positioning. The advanced jaw position ensures a quality strip on a wide range of wire gauges while eliminating potential scraping of the inner conductor and leaving a squared finish. Advanced blade design has a built-in guiding system for loading the wire properly into position.



## Stripmaster® & Stripmaster® Lite Wire Strippers

- One-step stripping enhances productivity
- Precision-ground, knife-type blades provide clean, accurate stripping
- Sturdy die-cast zinc frame provides long-term durability
- Stripmaster® Lite designed for smaller hands – 3/4 the size of the standard Stripmaster®
- 90-day warranty



### Stripmaster® Wire Strippers and Knife-Type Blades

Specifications – Stripping Holes Offered													Replacement Blades (Pair) Part No.	Replacement Frame Part No.	Tool w/ Blades Part No.
Wire Size AWG															
6	8	10	12	14	16	18	20	22	24	26	28	30			
	•	•	•										L-4419	L-5620	45-090
		•	•	•	•	•							L-4420		45-091
			•	•	•	•	•	•					L-4421		45-092 or 45-292*
				•	•	•	•	•					L-4422		45-093
•	•	This tool has custom step grippers.											L-4453	–	45-096
					•	•	•	•	•	•			L-4994	L-5620	45-097
							•	•	•	•	•		L-5361		45-098
	•	•			•	•							L-8763		45-099

\* Blister Card

### Stripmaster® Lite Wire Strippers and Knife-Type Blades

Specifications – Stripping Holes Offered										Replacement Blades (Pair) Part No.	Replacement Frame Part No.	Tool w/ Blades Part No.
Wire Size AWG												
12	14	16	18	20	22	24	26	28	30			
		•	•	•	•					LB-1001	LB-1421	45-671
						•	•	•	•	LB-1002		45-672
•	•	•	•	All stranded wire						LB-1003		45-673
•	•	•	•	12 & 14 Solid Wire, 16 & 18 Stranded Wire						LB-1004		45-674

### Stripmaster® Wire Strippers and Knife-Type Blades for Metric Wire

Specifications – Stripping Holes Offered														Replacement Blades (Pair) Part No.	Replacement Frame Part No.	Tool w/ Blades Part No.
Wire Size mm <sup>2</sup>																
0.05	0.1	0.15	0.22	0.34	0.5	0.75	1	1.5	2.5	4	6	8	10			
												•	•	L-4419M	LA-2358	45-090-341
						•	•	•	•	•	•			L-4421M		45-092-341 or 45-292-341*
•	•	•	•	•	•									L-5361M		45-098-341

\*Blister Card

Description	Blade Gap vertical height	Blade Only Part No.	Frame & Blade Part No.
Custom Steel frame only	–	–	LB-1091
Flat blade for 26 AWG (.40mm dia.) multi-conductor	.022 in.	LB-1151	45-890
Flat blade for 24 AWG (.00mm dia.) multi-conductor	.030 in.	LB-1152	45-891
Flat blade for 22 AWG (.64mm dia.) multi-conductor	.038 in.	LB-1153	45-892
Flat blade for 20 AWG (.00mm dia.) multi-conductor	.050 in.	LB-1154	45-893
Flat blade for 18 AWG (1.02mm dia.) multi-conductor	.060 in.	LB-1155	45-894
Flat blade for 16 AWG (1.29mm dia.) multi-conductor	.075 in.	LB-1156	45-895

# Stripmaster® Lite Wire Strippers

## Stripmaster® Lite Wire Strippers and Knife-Type Blades for Metric Wire

Specifications – Stripping Holes Offered									Replacement Blades (Pair) Part No.	Replacement Frame Part No.	Tool w/Blade Part No.
Wire Size mm <sup>2</sup>											
0.05	0.1	0.15	0.22	0.34	0.5	0.75	1	1.5			
				.	.	.	.	.	LB-1001M	H-2909	45-671-341
.	.	.	.						LB-1002M		45-672-341

## Coax Stripmaster® Wire Strippers & Blades



Description	Repl. Blade Part No.	Tool w/Blade Part No.
Coax Stripmaster® for RG-6	LB-740	45-262
Coax Stripmaster® for RG-59	LB-743	45-265

Coaxial Cables: two-step strip for termination, jacket and dielectric.

## Optional Accessories



- Wire Stop provides uniform stripping length, range = 3/32" to 3/4"
- Short stop latches protect wire strands by limiting stripping stroke to 5/32 in. and retain slug until wire is ready for terminating.

Description	Part No.
Transparent Adjustable Wire Stop (for Stripmaster® Wire Strippers)	L-5270
Transparent Adjustable Wire Stop (for Stripmaster® Lite Wire Strippers)	LB-1195
Transparent Adjustable Wire Stop (for Metric Stripmaster® Wire Strippers)	45-2019



Transparent wire stop provides uniform stripping length.

## Stripmaster® Wire Strippers with Rectangular Holes



Description	Replacement Blades (Pair) Part No.	Tool w/ Blade Part No.
For Flat Telephone Cable (.060 in. or 1.52mm)	LB-1155	N/A
For European Flat Lamp Cord	L-8762	45-089
For SP-SPT Lamp Cord	L-4452	45-095*

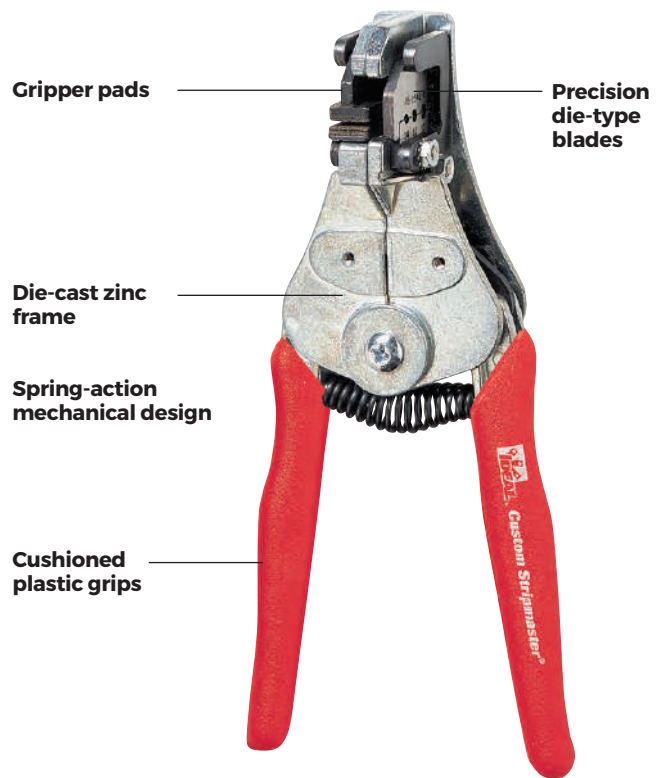
\*Also strips 2- and 3-conductor low-voltage wire used in E.E. and Touchplate remote control wiring system.

## Replacement Parts

Description	Part No.
Replacement Frame for Stripmaster® Wire Strippers	L-5620
Replacement Frame for Stripmaster® Lite Wire Strippers	LB-1421
Replacement Moveable Gripper for Stripmaster® Wire Strippers	L-1953
Replacement Moveable Gripper for Stripmaster® Lite Wire Strippers	K-6603

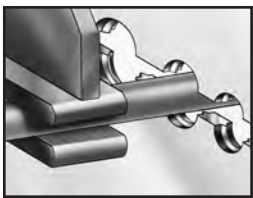
## Custom Stripmaster® Wire Strippers

- Strips 30 - 10 AWG solid or stranded wire
- Mil-spec die-type blades allow precision stripping
- Inner cutting hole sized to conductor and counter-bored holes sized to insulation
- Replaceable grippers
- Optional short stop-latch and transparent wire stop
- Cushioned, comfort grip handles
- Engineering service and made-to-order blades available. Contact factory for complete product and blade number listing.
- Meets SAE-AS5768 Standards
- 90-day warranty

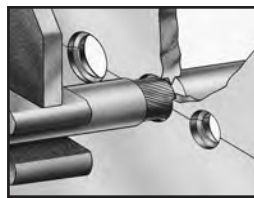


## Precision Counter-bored Die-Type Blades

- Meets SAE-AS5768 Standards
- Outer counter-bore hole, sized to insulation while inner-hole cuts insulation without contacting the conductor during stripping.



Gripper pads hold the wire securely in a centerline relationship with the blade.



Die-type blades incorporate a counter-bored hole sized to the insulation and an inner cutting hole sized to the conductor. This varies depending on insulation type and thickness.



## Custom Stripmaster® Lite Wire Strippers

- Custom Stripmaster® Lite is 3/4's the size of Custom Stripmaster® Wire Stripper and strips 16 - 30 AWG solid or stranded wire
- Custom Stripmaster® Lite requires one-third less hand pressure for each strip actuation
- Engineering Service and made-to-order blades available. Contact factory for complete product and blade number listing.
- Meets SAE-AS5768 Standards
- 90-day warranty




Proper tool selection can be made via our MIL-Spec application guide (pgs. C-10 through C-12) or through our free application engineering service.

**Free Application Engineering Service available. Contact IDEAL Electrical for complete information at 1-800-324-9571.**



## Replacement Gripper Pads



For Custom Stripmaster® and Custom Steel Stripmaster® Wire Strippers			
Surface Type	Gripper Set* Part No.	Movable Gripper Part No.	Stationary Gripper Part No. (Thickness)
Grit**	LB-197	L-5212	L-5215 (.129 in.)
Grit**	LB-198		L-5217 (.156 in.)
File‡	LB-721	LB-718	LB-719 (.129 in.)
File‡	LB-722		LB-720 (.156 in.)
Parallel	LB-730	LB-727	LB-728 (.129 in.)
Parallel	LB-731		LB-729 (.156 in.)

For Custom Stripmaster® Lite Wire Strippers			
Surface Type	Gripper Set* Part No.	Movable Gripper Part No.	Stationary Gripper Part No. (Thickness)
Grit**	LB-1188	LB-882	LB-883 (.109 in.)
File‡	LB-1189	LB-1184	LB-1185 (.109 in.)
Parallel	LB-1190	LB-1186	LB-1187 (.109 in.)


\* Gripper Set includes one movable gripper and one stationary gripper.

\*\* Grit pads are standard for most Custom Stripmaster® and Custom Stripmaster® Lite products.

‡ For use on hard-to-grip surfaces.

Gripper pad selection depends on insulation type and user preference.

Note: For 10-14 AWG, use .129 in. stationary gripper. For 16-30 AWG, use .156 in. gripper.



Short-stop Latch protects wire strands by limiting the stripping stroke to 5/32 in. and retains the slug until the wire is ready for terminating.



Transparent wire stop provides uniform stripping length.

## Replacement Frame Assemblies with Grit Grippers

For Custom Stripmaster® Wire Strippers	Part No.
Frame only, 10-14 AWG	L-5616
Frame only, 16-30 AWG	L-5617
Frame only, 10-14 AWG, Wire Stop and Latch	L-5618
Frame only, 16-30 AWG, Wire Stop and Latch	L-5619
Frame only, 10-14 AWG, internal spring (see note)	L-9039
Frame only, 16-30 AWG, internal spring (see note)	L-9038

Note: Frames with internal springs allow additional blade penetration pressure for difficult and multi-layered insulation types.

For Custom Stripmaster® Lite Wire Strippers	Part No.
Frame only	LB-895
Frame, Wire Stop and Latch	LB-896

For Custom Steel Stripmaster® Wire Strippers	Part No.
Frame only, 10-14 AWG	LB-1091
Frame only, 16-30 AWG	LB-1092
Frame only, 10-14 AWG, internal spring (see note)	LB-1090
Frame only, 16-30 AWG, internal spring (see note)	LB-1089

Note: Frames with internal springs allow additional blade penetration pressure for difficult and multi-layered insulation types.

## Optional Accessories



- Wire Stop provides uniform stripping length, range = 3/32" to 3/4"
- Short stop latches protect wire strands by limiting stripping stroke to 5/32 in. and retain slug until wire is ready for terminating.

Description	Part No.
Transparent Adjustable Wire Stop (for Stripmaster® Wire Strippers)	L-5270
Transparent Adjustable Wire Stop (for Stripmaster® Lite Wire Strippers)	LB-1195
Transparent Adjustable Wire Stop (for Metric Stripmaster® Wire Strippers)	45-2019
Short Stop Latch for Custom & Customer Steel Stripmaster® Wire Strippers	L-5269
Short Stop Latch for Custom Stripmaster® Lite Wire Strippers	LB-1194

# ERGO-ELITE STRIPMASTER® WIRE STRIPPER

- Ergonomically engineered for superior comfort, balance and control
- Tool constructed of rigid polymer reinforced with carbon fiber providing excellent strength at 40% the weight of metal hand tools
- Unmatched precision blades with a patented, revolutionary design
- Tilted head assembly maintains a neutral wrist posture allowing an unobstructed view of wire positioning
- One-step stripping action, grips, penetrates and removes wire insulation with unmatched precision in one effortless squeeze

AEROSPACE



## Accessories

Description	Part No.
Ergo-Elite Stripmaster® Frame Only, less blades	<b>LB-4617</b>
Ergo-Elite Stripmaster® Frame w/grit pad, less blades	<b>LB-4618</b>
Ergo-Elite Stripmaster® Frame w/parallel pad, less blades	<b>LB-4619</b>
Gripper Set, Ergo-Elite Stripmaster®, Grit	<b>LB-4620</b>
Gripper Set, Ergo-Elite Stripmaster®, Parallel	<b>LB-4621</b>
Ergo-Elite Stripmaster® Wire Stop	<b>LB-1904</b>

# MIL-SPEC APPLICATION GUIDE FOR COMMON WIRE | CABLE TYPES

	Custom Stripmaster®			Custom Stripmaster® Lite			Ergo-Elite Stripmaster®		
	Hand Tool w/Blade	Replacement Blade Only	Wire Range AWG	Hand Tool w/Blade	Replacement Blade Only	Wire Range AWG	Hand Tool w/Blade	Replacement Blade Only	Wire Range AWG
5 MDI AIRFRAME TYPE A&B	45-2691	45-2691-1	10-14	N/A 45-2685	N/A 45-2685-1	N/A 16-24			
5 MDI HOOK-UP TYPE C	45-2694	45-2694-1	10-14	N/A 45-2693 45-2692	N/A 45-2693-1 45-2692-1	N/A 16-22 20-26			
AD	45-2824 45-2825	45-2824-1 45-2825-1	16-26 10-14	N/A N/A	N/A N/A	N/A N/A			
AEP System 2112	45-1987	45-1987-1	16-26				45-2903	45-2903-1	16-24
AK	45-1513	45-1513-1	16-26	45-2128 45-2129	45-2128-1 45-2129-1	16-22 20-26			
AKA	45-1654	45-1654-1	16-26	45-2132	45-2132-1	16-24			
	45-171	L-5211	16-26	45-632	LB-912	16-22			
	45-1608 45-170	45-1608-1 L-5210	10-14 10-14	N/A N/A	N/A N/A	N/A N/A			
AKB	45-1654	45-1654-1	16-26	45-2132	45-2132-1	16-24			
	45-171	L-5211	16-26	45-632	LB-912	16-22			
	45-1608 45-170	45-1608-1 L-5210	10-14 10-14	N/A N/A	N/A N/A	N/A N/A			
BE	45-171 45-170	L-5211 L-5210	16-26 10-14	45-632	LB-912				
BF	45-1773 45-1774 45-1939	45-1773-1 45-1774-1 45-1939-1	18-24 12-14 10-14	45-2126 45-2127	45-2126-1 45-2127-1	16-22 20-26	55-1773	55-1773-1	16-26
5 Mil Kapton							55-1633	55-1633-1	16-26
BMS13-31							55-1500	55-1500-1	16-22
BMS13-48 TYPES 1-7, 25, 26, 30 (6mil Wall Thickness)	45-1551 45-2500	45-1551-1 45-2500-1	16-26 10-14	45-2612	45-2612-1	16-24	55-1987	55-1987-1	16-26
BMS13-48 TYPES 10-14, 27, 28, 31, 32, 35, 36 (8mil Wall Thickness)	45-1654 45-2500 45-1611	45-1654-1 45-2500-1 45-1611-1	16-26 10-14 10-14	45-2132	45-2132-1	16-24	55-1987	55-1987-1	16-26
BMS13-48 TYPES 8, 9, 15, 23, 24 (10mil Wall Thickness)	45-1987 45-2500 45-1611	45-1987-1 45-2500-1 45-1611-1	16-26 10-14 10-14	45-2133	45-2133-1	16-24	55-1987	55-1987-1	16-26
BMS13-52							55-2934	55-2934-1	22-26
BMS13-58							55-2904	55-2904-1	16-22
BMS13-60 TYPE 1-6, 19-21, 23-27, 33-34	45-2541 45-2543	45-2541-1 45-2543-1	10-14 16-26	N/A 45-2697	N/A 45-2697-1	N/A 16-24	55-2543	55-2543-1	16-24
BMS13-60 TYPE 12-18, 28-32	45-2542 45-2544	45-2542-1 45-2544-1	10-14 16-24	N/A N/A	N/A N/A	N/A N/A			
BMS13-60 TYPE 13-18, 28-32	45-2686	45-2686-1	16-24	45-2698	45-2698-1	16-24			
BMS13-60 TYPE 7-12	45-2565 45-2564	45-2565-1 45-2564-1	10-14 16-26	N/A N/A	N/A N/A	N/A N/A	55-2564	55-2564-1	16-26
BMS13-78							55-2933	55-2933-1	16-22
BMS13-80							55-2934	55-2934-1	22-26
CF	45-1773 45-1774	45-1773-1 45-1774-1	18-24 12-14	45-2126 45-2127	45-2126-1 45-2127-1	16-22 20-26	55-1773	55-1773-1	16-26
DE	45-171 45-170	L-5211 L-5210	16-26 10-14	45-632	LB-912	16-22			
DK	45-1773 45-1774 45-1939	45-1773-1 45-1774-1 45-1939-1	10-14 12-14 10-14	N/A	N/A	N/A	55-1773	55-1773-1	16-26
DL	45-1939	45-1939-1	10-14	N/A	N/A	N/A	55-2905	55-2905-1	16-22
DM	45-1939 45-2811	45-1939-1 45-2811-1	10-14 16-24	N/A	N/A	N/A			
DR	45-2824 45-2825 45-2828	45-2824-1 45-2825-1 45-2828-1	16-26 10-14 16-26	N/A N/A N/A	N/A N/A N/A	N/A N/A N/A			
JN 1007 CH 002 TO 012	45-2775	45-2775-1	16-24				55-2775	55-2775-1	16-24
JN 1007 CH 020 to 030	45-2776	45-2776-1	12-14						
MIL-W-16878/4	45-1611	45-1611-1	10-14	N/A	N/A	N/A	55-5560	55-5560-1	16-26
MIL-W-16878/5	45-174	L-5563	16-26	45-635	LB-915	16-22			

AEROSPACE

# MIL-SPEC APPLICATION GUIDE FOR COMMON WIRE | CABLE TYPES

	Custom Stripmaster®			Custom Stripmaster® Lite			Ergo-Elite Stripmaster®		
	Hand Tool w/Blade	Replacement Blade Only	Wire Range AWC	Hand Tool w/Blade	Replacement Blade Only	Wire Range AWC	Hand Tool w/Blade	Replacement Blade Only	Wire Range AWC
MIL-W-22759/11/12/22/23	45-177 45-178	L-5560 L-5561	16-26 26-30	45-2138 45-2139 45-640	45-2138-1 45-2139-1 LB-920	16-24 18-26 24-30	55-5560	55-5560-1	16-26
MIL-W-22759/16/17	45-1611 45-1987	45-1611-1 45-1987-1	10-14 16-26	N/A 45-2133 45-2118	N/A 45-2133-1 45-2118-1	N/A 16-24 20-26	55-1987	55-1987-1	16-26
MIL-W-22759/18/19	45-1608 45-1551	45-1608-1 45-1551-1	10-14 16-26	N/A 45-2612 45-2125	N/A 45-2612-1 45-2125-1	N/A 16-24 20-26			
MIL-W-22759/32/33/ 44/45/46	45-1987 45-1654	45-1987-1 45-1654-1	16-26 16-26	45-2133 45-2118 45-2132 45-2114	45-2133-1 45-2118-1 45-2132-1 45-2114-1	16-24 20-26 16-24 20-26	55-1987	55-1987-1	16-26
MIL-W-22759/7/8							55-1500	55-1500-1	16-22
MIL-W-22759/80/81/ 82/91/92	45-2542 45-2544	45-2542-1 45-2544-1	10-14 16-24	45-2693 45-2692	45-2693-1 45-2692-1	16-22 20-26			
MIL-W-22759/83/84/85/86/ 87/88/89/90	45-2541 45-2543 45-2618	45-2541-1 45-2543-1 45-2618-1	10-14 16-26 16-26	N/A 45-2685 45-2799	N/A 45-2685-1 45-2799-1	N/A 16-24 16-24	55-2685	55-2685-1	16-26
MIL-W-24640/19/22/23/24	45-1957	45-1957-1	14-22	N/A	N/A	N/A			
MIL-W-25038/3							55-2902	55-2902-1	16-22
MIL-W-5086 TYPE I MIL-W-5086 TYPE II	45-1192 45-1159 45-1302	45-1192-1 45-1159-1 45-1302-1	8-12 10-14 16-22	N/A N/A N/A	N/A N/A N/A	N/A N/A N/A			
MIL-W-5086/1/7	45-171	L-5211	16-26	45-634	LB-914	24-30			
MIL-W-81044/11/12/13	45-1611 45-2500 45-1987 45-178	45-1611-1 45-2500-1 45-1987-1 L-5561	10-14 10-14 16-26 26-30	N/A N/A 45-2133 45-2118 45-640	N/A N/A 45-2133-1 45-2118-1 LB-920	N/A N/A 16-24 20-26 24-30	55-1987	55-1987-1	16-26
MIL-W-22759/34/35/41/42/43	45-1611 45-2500 45-1987 45-178	45-1611-1 45-2500-1 45-1987-1 L-5561	10-14 10-14 16-26 26-30	N/A N/A 45-2133 45-2118 45-640	N/A N/A 45-2133-1 45-2118-1 LB-920	N/A N/A 16-24 20-26 24-30	55-1987	55-1987-1	16-26
MIL-W-81044/16/17	45-1611 45-1610	45-1611-1 45-1610-1	10-14 16-26	N/A N/A 45-2112 45-2131	N/A N/A 45-2112-1 45-2131-1	N/A N/A 20-26 16-24			
MIL-W-81044/4/5/6	45-170	L-5210	10-14	45-632 45-633	LB-912 LB-913	16-22 20-26			
MIL-W-81044/8/9/10	45-173 45-174 45-175	L-5662 L-5563 L-5564	10-14 16-26 26-30	N/A 45-635 45-637 45-636	N/A LB-915 LB-917 LB-916	N/A 16-22 24-30 20-26	55-2901	55-2901-1	16-26
MIL-W-81381/1/2/6/7/ 8/9/10/17/21	45-1609 45-1551	45-1609-1 45-1551-1	10-14 16-26	N/A 45-2612 45-2125 45-640	N/A 45-2612-1 45-2125-1 LB-920	N/A 16-24 20-26 24-30			
MIL-W-81381/11/12/13/14/22	45-1608 45-1654 45-178	45-1608-1 45-1654-1 L-5561	10-14 16-26 26-30	N/A 45-2114 45-2132 45-640	N/A 45-2114-1 45-2132-1 LB-920	N/A 20-26 16-24 24-30			
MIL-W-81381/17/21	45-1523 45-1672 45-1633 55-1633	45-1523-1 45-1672-1 45-1633-1 45-1633-1	16-26 16-26 16-26 16-26	45-2120 45-2121 N/A N/A	45-2120-1 45-2121-1 N/A N/A	20-26 16-24 N/A N/A	55-1633	55-1633-1	16-26
MIL-W-81381/18/19/20	45-1609 45-1672 45-1551	45-1609-1 45-1672-1 45-1551-1	10-14 16-26 16-26	N/A 45-2612 45-2125	N/A 45-2612-1 45-2125-1	N/A 16-24 20-26			
MIL-W-81381/3/4	45-175	L-5564	26-30	45-637	LB-917	24-30			
MIL-W-85485/5/6/7/8	45-1925 45-1924	45-1925-1 45-1924-1	10-14 16-24	N/A N/A	N/A N/A	N/A N/A			
MIL-W-85485/9/10	45-1610	45-1610	16-26	45-2131	45-2131-1	16-24			
MIL-W-85485/9/10/11/12	45-1611	45-1611-1	10-14	N/A	N/A	N/A			

AEROSPACE



# MIL-SPEC APPLICATION GUIDE FOR COMMON WIRE | CABLE TYPES

	Custom Stripmaster®			Custom Stripmaster® Lite			Ergo-Elite Stripmaster®		
	Hand Tool w/Blade	Replacement Blade Only	Wire Range AWG	Hand Tool w/Blade	Replacement Blade Only	Wire Range AWG	Hand Tool w/Blade	Replacement Blade Only	Wire Range AWG
PAN 6411 DP 002 TO 012	<b>45-2801</b>	<b>45-1773-1</b>	16-24	<b>45-2126</b> <b>45-2127</b>	<b>45-2126-1</b> <b>45-2127-1</b>	16-22 20-26			
PAN 6411 DP 020 & 030	<b>45-2802</b>	<b>45-1774-1</b>	12-14	<b>N/A</b>	<b>N/A</b>	N/A			
PAN 6420 YR 004 TO 006	<b>55-2903</b>	<b>55-2903-1</b>	16-26				<b>55-2903</b>	<b>55-2903-1</b>	16-26
PAN 6429 BE 002 TO 006	<b>45-171</b>	<b>L-5211</b>	16-24	<b>45-632</b>	<b>LB-912</b>	16-22			
PAN 6588TW002							<b>55-2775</b>	<b>55-2775-1</b>	16-24
Raychem 44A021X, 44/051X	<b>45-176</b>	<b>L-5559</b>	10-14	<b>N/A</b>	<b>N/A</b>	N/A			

## TOOLS

### Omega Stripmaster® Wire Stripper



Capable of reaching into tight spaces.

- Adjustable transparent wire stop for precision strip lengths
- Cushioned comfort grip
- Multi-colored grips available to differentiate wire gauges, wire types or strip lengths
- Replaceable blades (sold separately)

Description	Part No.
Omega Stripmaster® Wire Stripper	<b>65-0150</b>


#### Blades

- Die-type blades help provide proper alignment and a quality strip.
- Blades sold separately
- Submit wire samples to determine the proper precision blade for application
- Precision blades available for use with Mil-Spec wire.



### V-Notch Wire Cutter

- Full bypass shear cutter
- Spring loaded
- Provides precision wire cutting and trimming
- Preserves wire symmetry



Description	Part No.
V-Notch Cutter	<b>45-353</b>

### T®-Cutter Lite Wire Cutter

- Knife-type blade provides a shear-type cut
- Lightweight, compact design with cushioned ESD grip
- Perfect for copper and aluminum wire



Description	Part No.
T®-Cutter Lite Wire Cutter	<b>45-260</b>

# RINGER SHIELDED CABLE STRIPPER

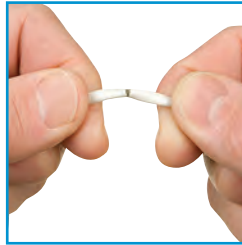
- Spring-loaded cutting head with fixed blades are sized to insulation, eliminating adjustments.
- V-notch jaw automatically positions and holds cable, increasing cutting accuracy
- Fixed blades are sized to insulation, preventing inaccurate cuts and stainless steel construction assures long life.
- Small, lightweight design maximizes productivity while reducing fatigue.
- Wire guide roller maintains stripping head alignment, producing a square, clean cut.
- Accessory wire stop guarantees accurate repeatable strip lengths.



## APPLICATIONS



Place cable in the v-notch closest to pivot below blade. Rotate the tool down and away from you as many times as necessary to score insulation.



Remove the tool and bend cable at high spots on the score line, breaking the insulation loose.



Use the front blade to make a length-wise cut for removing long insulation slugs.



Use IDEAL Gripper™ Slug Remover (45-333) to grasp slug and pull (sold separately).



**45-400**  
For cable diameters up to 0.12". Blades sold separately (listed below).



**45-401**  
For 5 Mil insulation thickness, including Kapton®. Comes with K-6492 blade. Cable diameter from .012" to .22".



**45-402**  
For 8-10 Mil insulation thickness, including Kynar®. Comes with K-6493 blade. Cable diameter from .012" to .22".



**45-403**  
For cable from .012 to .22 diameter. Blades sold separately (listed below).



**45-404**  
With "deep-V" for larger cable diameters; up to 0.30". Blades sold separately (listed below).

Kapton® is a registered trademarks of E.I. duPont de Nemours and Company. Kynar® is a registered trademark of Penwall.

## BLADES

For use with any Ringer™ Shielded Cable Stripper. Select blade with cutting depth less than insulation thickness. Contact IDEAL INDUSTRIES, INC. for FREE Application Engineering Service, blade selection, and special stripping requests.

Cutting Depth	Part #
.0030"	<b>K-6491</b>
.0044"	<b>K-6492</b>
.0060"	<b>K-6493</b>
.0070"	<b>K-6494</b>
.0080"	<b>K-6495</b>
.0090"	<b>K-6496</b>

Cutting Depth	Part #
.0100"	<b>L-6497</b>
.0110"	<b>K-6498</b>
.0120"	<b>K-6499</b>
.0130"	<b>K-6500</b>
.0140"	<b>K-6501</b>
.0160"	<b>K-6502</b>

Cutting Depth	Part #
.0180"	<b>K-6503</b>
.0200"	<b>K-6504</b>
.0220"	<b>K-6505</b>
.0250"	<b>45-2108-1</b>
.0050"	<b>45-2780-1</b>
.0054"	<b>45-2777-1</b>

## WIRE STOPS

Strip Length	Part #
Up to 2-1/2"	<b>LB-825</b>
2-1/2" to 5"	<b>LB-840</b>

## IDEAL GRIPPER™

Description	Part #
Slug Remover	<b>45-333</b>

# STRIPMASTER® MODEL 950 WIRE STRIPPER

- Utilizes replaceable guide bushings and blades for each individual stripping hole to maximize flexibility
- Adjustable, electronic control sets strip cycle speed to match operator preference, increase productivity and maintain consistent quality
- Individual precision machined guide bushings maximize productivity and minimize operator error
- Completely enclosed blade and stripping area maximizes operator safety
- Stabilizer bar adjusts machine angle from 45° to match stripping application requirements and operator comfort needs
- Virtually eliminates repetitive motion disorders associated with high production hand stripping
- Model 45-950 offers individual, internal strip length adjustment for each stripping hole
- Model 45-950-1 offers an external display and strip length control which adjusts all stripping holes to a common length simultaneously



Description	Part No.
Stripmaster® with individually adjustable strip length per stripping hole*	<b>45-950</b>
Stripmaster® with external adjustment knob for common strip lengths*	<b>45-950-1</b>
Stripmaster® with permanent gripper assembly installed**	<b>45-954</b>

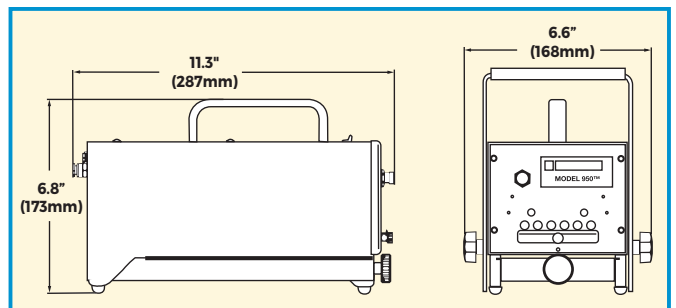
\*3 ft. of wire for each wire stripping hole must be supplied at time of order.  
 \*\*Permanent Gripper Assembly, available for 45-950 or 45-950-1, helps with hard to grip wires and provides longer gripper life in high production usage. Permanent grippers require a factor installed custom face plate with grippers sized to match your specific wire sizes and must be specified at time of order. 3 ft. of wire for each wire stripping hole must be supplied at time of order.

<b>Strip Lengths:</b>	Min.: .125 in. (3mm)	Max.: .630 in. (16mm)
<b>Capacities</b>	Min.: 30 AWG (.05mm <sup>2</sup> )	Max.: 10 AWG (6.0mm <sup>2</sup> )
<b>Accuracy:</b>	Meets Military specifications in most applications.	
<b>Voltage:</b>	12V required for operation. 120V/60Hz transformer supplied as standard. For 220V/50Hz application, order 45-951 transformer	
<b>Air Pressure:</b>	65 PSI max.	
<b>Air Filter:</b>	Recommended, but not required.	
<b>Blade Type:</b>	Heat treated steel knife or die-type blades are available	
<b>Guide Bushings:</b>	Precision molded and machined Delrin®	
<b>Dimensions</b>	Width: 6.6 in. (168mm) Depth: 11.3 in. (287mm) Height: 6.8 in. (173mm)	
<b>Weight:</b>	13 lbs. (5.90 Kgs)	
<b>Warranty:</b>	1-year limited warranty	

Delrin® is a trademark of Dupont de Nemours, Inc.

Description	Part No.
Standard blade and bushings	<b>Consult Factory</b>
Permanent Gripper Assembly	<b>45-950-4</b>
Air filter/regulator	<b>45-906</b>
220V, 50Hz Transformer	<b>45-951</b>
T®-Cutter Wire Cutter	<b>45-260</b>
Hex Key Set	<b>691.020</b>
12V Adapter (transformer)	<b>K-7156</b>

Production Conditions	Piece/Hour	Hours/100 Pieces
Short Strip 1/8 in. (3mm)	2,200-3,000	.033-.040
Medium Strip 1/4 in. (6mm)	2,000-2,200	.046-.056
Long Strip 1/2 in. (13mm)	1,500-1,700	.059-.067



# PNEUMATIC WIRE STRIPPERS

- Hand-held pneumatic powered wire strippers for various single wire conductors
- Interchangeable blade offers versatility using either the Custom Stripmaster® Die-Type blade series for Mil-Spec wire stripping applications or the standard Stripmaster® Knife-Type blade series for general purpose wire stripping
- Rotating stripping head for ease of left-hand or right-hand operation
- Adjustable Speed Control allows the operator to regulate the speed of the stripping operation
- In-line stripping reduces potential blade contact with conductors

## Standard Pneumatic Wire Stripper

- Uses Custom Stripmaster® and standard Stripmaster® 16-30 AWG blades.
- Blades sold separately.
- Refer to specification charts for Stripmaster® and Custom Stripmaster® blade selection.
- For Mil-Spec blades not referenced in this catalog, refer to the Aerospace Catalog or take advantage of our free Applications Engineering service for wire evaluation.



Description	Part No.
Standard Pneumatic Wire Stripper	<b>45-2530</b>

## Lite Pneumatic Wire Stripper

- Uses Custom Stripmaster® Lite and standard Stripmaster® Lite 16-30 AWG blades.
- Blades sold separately.
- Refer to specification charts for Stripmaster® Lite and Custom Stripmaster® Lite blade selection.
- For Mil-Spec blades not referenced in this catalog, refer to the Aerospace Catalog or take advantage of our free Applications Engineering service for wire evaluation.



Description	Part No.
Lite Pneumatic Wire Stripper	<b>45-600</b>

## Heavy-Duty Pneumatic Wire Stripper

- Uses Custom Stripmaster® and standard Stripmaster® 10-30 AWG blades.
- Blades sold separately.
- Refer to specification charts for Stripmaster® and Custom Stripmaster® blade selection.
- For Mil-Spec blades not referenced in this catalog, refer to the Aerospace Catalog or take advantage of our free Applications Engineering service for wire evaluation.



Description	Part No.
Heavy-Duty Pneumatic Wire Stripper	<b>45-650</b>

## Pneumatic Wire Stripper Accessories

Description	Part No.
Wire Stop (45-2530 & 45-650)	<b>L-5270</b>
Wire Stop (45-600)	<b>LB-1195</b>
Air Regulator (45-2530, 45-650 & 45-600)	<b>45-906</b>

### Technical Information

		45-2530	45-600	45-650
Strip Lengths	Minimum:		1/8 in.	
	Maximum:		1/2 in.	
Dimensions	Length:	6-5/8 in.	7-7/8 in.	8-7/8 in.
	Width:	2 in. dia.	1-1/2 in. dia.	1-7/8 in. dia.
	Height:	2-5/8 in.	2-1/2 in.	2-5/8 in.
	Weight:	1.75 lb.	1.65 lb.	2.32 lb.
Air Requirements (5CFM/Cycle)		.002	.002	.004
PSI Requirements		80-120 PSI	80-120 PSI	95-120 PSI
Air Hose Length		9 ft.		
Warranty		90-Day Warranty		



**Rotating Stripping Head**



# FREE APPLICATION ENGINEERING SERVICE

Whatever your particular wire or cable preparation challenge, we're ready to assist you with practical solutions. Simply send us at least five feet of your wire or cable and complete the questionnaire below. Copy this form and mail to:

**IDEAL INDUSTRIES, INC.**  
**Precision Tool Lab**  
**Attn: Wire Stripping Applications Analysis**  
**1800 S. Prairie Drive; Sycamore, Illinois 60178**

We'll quickly recommend a practical stripping or cutting solution designed to meet your needs. Remember, this is a free service that we're eager to provide whenever you need it.

**For immediate assistance, call our Industrial Support Line at 800-324-9571 or e-mail [industrial@idealindustries.com](mailto:industrial@idealindustries.com).**

## Wire Stripping Recommendations

Completion of this information is a request for recommended tools or equipment only and does not place the individual or the company inquiring under any obligation to purchase. This is a free service of IDEAL INDUSTRIES, INC., Sycamore, Illinois.

Please enclose at least **five feet of your wire or cable** and answer the following questions to expedite a reply for your particular application.

**1. Method Preference:**

**A. Hand Type**

**B. Production Strippers**

**1. 45-950 Stripmaster® Model 950 Wire Stripper**

**2. Stripping Tolerance:**

**A. Precision**

**B. Non-Precision**

**3. Present Method:** \_\_\_\_\_

**4. Type of Insulation:** \_\_\_\_\_

### Customer Information

Please enclose business card or complete the following:

Name \_\_\_\_\_

Title \_\_\_\_\_

Company \_\_\_\_\_

Street \_\_\_\_\_

City \_\_\_\_\_ State \_\_\_\_\_ Zip \_\_\_\_\_

Phone \_\_\_\_\_ Fax \_\_\_\_\_

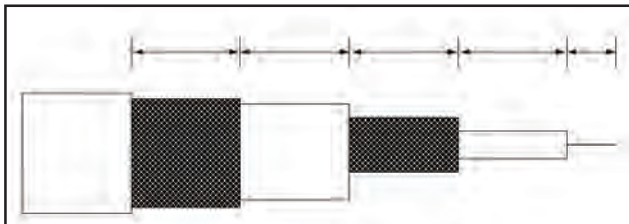
E-mail \_\_\_\_\_

**5. Wire Gauge:** \_\_\_\_\_

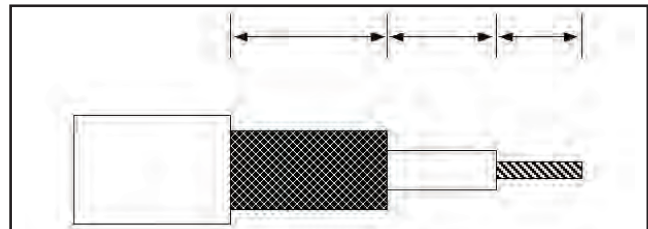
**6. MIL-Spec:** \_\_\_\_\_

**7. Number of Strips per Day:** \_\_\_\_\_

### Triaxial Cable



### Coax Cable



**5. Remarks:** \_\_\_\_\_  
\_\_\_\_\_  
\_\_\_\_\_

AEROSPACE

# TEST & MEASUREMENT

For over 90 years, IDEAL INDUSTRIES, INC. has been enhancing the productivity and safety of electrician's who test, measure, or troubleshoot electrical systems. In 2021 we released a new line of testers with the professional electrician in mind. See our new additions in this catalog.

## CIRCUIT TRACERS

Kits.....	D-4
Receivers.....	D-5
Transmitter & Accessories .....	D-6

## CIRCUIT BREAKER FINDERS FINDERS.....

D-9

## CIRCUIT ANALYZER.....

D-12

## CLAMP METERS

Features.....	D-14
TightSight® Clamp Meters.....	D-17
Conventional Clamp Meters .....	D-18
Fork Meters.....	D-18

## DIGITAL MULTIMETERS

Features.....	D-20
Multimeters.....	D-22

## VOLTAGE TESTERS

Voltage & Continuity.....	D-25
---------------------------	------

## RECEPTACLE TESTERS.....

D-28

## NON-CONTACT VOLTAGE TESTERS

Dual Range.....	D-31
Single Range .....	D-31

## INFRARED THERMOMETERS.....

D-33

## SPECIALTY TESTERS

Phase/Motor Rotation.....	D-35
Insulation.....	D-35
Ground Resistance .....	D-35
Digital Light Meter .....	D-35

## ACCESSORIES

Test Leads.....	D-36
Carrying Cases.....	D-38
Replacement Parts.....	D-39



IDEAL  
61-757

Hz %  
V  
A  
Hz  
k $\Omega$   
M $\Omega$   
F  
C  
V $\Omega$

SEL  
ZERO  
RANGE  
NCV OFF  
MAX MIN

True RMS  
6000 Count Display  
79.42  
A  
AC

COM  
V $\Omega$   
CAT IV 600V  
CAT III 1000V

79.42  
AC



# SURETRACE™ CIRCUIT TRACER

Your IDEAL troubleshooting solution. Designed **to find** everything, while saving you time and money.

TEST & MEASUREMENT



**Finding Breakers  
or Fuses**



**Finding Shorts**



**Finding Conductors**



# CIRCUIT TRACER KIT OPTIONS AND PARTS

KIT OPTIONS	 <b>61-959</b> Receiver with Super-Bright OLED Rotating Display (90° increments) and inductive clamp and battery pack	 <b>61-957</b> Receiver with Super-Bright OLED Rotating Display (90° increments)	 <b>61-955</b> Receiver with Rotating Red LED Display (180° increments)
INDIVIDUAL COMPONENTS	61-959	61-957	61-955
<b>RC-959</b> Receiver with Super-Bright OLED Display 	✓	✓	—
<b>RC-955</b> Receiver with Red LED Display 	—	—	✓
<b>TR-955</b> Transmitter Rated for Use on Circuits from 0 to 600V AC/DC 	✓	✓	✓
<b>IC-958   BP-958</b> Inductive Clamp and Battery Pack For use on 0 to 120V circuits carrying less than 5 Amps. 	✓	—	—
<b>TL-956</b> Test Lead Set 	✓	✓	✓
<b>CR-959</b> Cradle for RC-959 and RC-955 Receivers 	Sold Separately	Sold Separately	Sold Separately

TEST & MEASUREMENT

# CIRCUIT TRACER RECEIVER FEATURES



**RC-959**



**Super Bright OLED Display**



**Red LED Display**



**Exclusive Rotating Display**

90° Increments (RC-959)  
180° Increments (RC-955)



**Four Levels of Sensitivity**



**Audible Indication**



**Low Battery Indicator**



**RC-955**



TEST & MEASUREMENT



**Finds Opens**



**Finds Conductors in Walls, Ceilings and Floors**



**Finds Dead Shorts**

**0-600V AC or DC Lead Set included.**

# CIRCUIT TRACER TRANSMITTER FEATURES



**CertainCircuit™**  
(TR-955)

## **CertainCircuit™**

After the correct breaker has been identified and tripped, the transmitter senses the loss of power and sends a different signal back to the receiver at the panel to give the user confidence that the right circuit has been de-energized.



**Energized**



**De-energized**

**Traces de-energized circuits**



**Inductive Clamp for when direct contact with alligator clips is not possible**



## TR-955



**Inductive Clamp & Battery Pack**  
(For use on circuits carrying up to 120V AC w/less than 5 Amps)  
**IC-958 | BP-958**



**Cradle**  
(For use on RC-955 & RC-959 Receivers)  
**CR-959**



**Tracer Test Lead Set**  
**TL-956**

- 3 Ft. Lead Adapter for Transmitter (set of 2)
- 25 ft. Lead Adapter for Transmitter
- Alligator Clips (set of 2)
- Blade Prongs
- Prong for Lead Adapters
- Outlet Plug Adapter for Transmitter

TEST & MEASUREMENT



# CIRCUIT BREAKER FINDERS



TEST & MEASUREMENT



# CIRCUIT BREAKER FINDERS FEATURES

**GFCI Trip**  
Transmitter for #61-534  
GFCI  
Wiring Indications  
CORRECT WIRING  
OPEN CIRCUIT  
REVERSE POLARITY  
OPEN NEUTRAL  
HOT & GND. REV.  
HOT ON NEUTRAL WITH HOT OPEN  
LAMP OUT  
CIRCUIT OK

**Non-Contact Voltage Tester**

**LED Indicators**

**Audible Tone**

**61-534**  
#61-534  
Circuit Breaker Finder  
with Digital Receiver

**61-532**  
Transmitter for #61-532  
120V AC Circuit Breaker Finder  
120VAC Max. A.F.W.  
IDEAL INDUSTRIES, INC.  
Evanston, IL 60120 U.S.A.

**Live Circuit Indication**

**Polarity & Live Circuit Indication**



### Lead Adapter Kit

Provides adapters for use in lighting fixtures.



### TL-532A

Test Lead & Adapter Kit

# CIRCUIT BREAKER FINDERS



**61-534**

Transmitter

Triple Function - Signal Transmitter, Polarity Indicator & GFCI Receptacle Tester



**61-534**

Receiver

Dual Function - Non-Contact Voltage Tester & Breaker Finder



**61-532**

Transmitter



**61-532**

Receiver

**NEW**

## CIRCUIT BREAKER FINDER SELECTION GUIDE



### TRANSMITTER FEATURES

	<b>61-534</b>	<b>61-532</b>
CAT Rating (Safety)	CAT II 300V	CAT II 300V
Listing	UL 1436	UL 1436
Line Voltage	Line Powered (120V AC)	Line Powered (120V AC)
Supply Frequency	47-63Hz	47-63Hz
Weight	50g (approx.)	50g (approx.)
Pulse Amplitude	18A (approx.) @ 120V	18A (approx.) @ 120V
Pulse Rate	4mS every 17ms (@ 60Hz)	4mS every 17ms (@ 60Hz)
Power Consumption	200mW max. @ 120V AC	200mW max. @ 120V AC
Operating Temperature	32° - 122°F (0 to 50°C)	32° - 122°F (0 to 50°C)
GFCI	✓	—
Polarity Indication	✓	—

### RECEIVER FEATURES

Visual and Audible Indicators	✓	✓
Low Battery Indication	✓	✓
Auto Power Off (after 10 mins. of no activity)	✓	✓
Battery Type (included)	9V	9V
Weight	0.2 lbs. (w/o battery)	0.2 lbs. (w/o battery)
Warranty	2-Year*	2-Year*

### ACCESSORIES

Light Socket and 3-prong to 2-prong Adapters, Alligator Clips	<b>TL-532A</b>	<b>TL-532A</b>
---	----------------	----------------

Specifications are subject to change without notice.



# SURETEST™ CIRCUIT ANALYZER

Your **IDEAL Branch Circuit Troubleshooting Solution**. Designed to test voltage drop and circuit integrity, while saving you time and money.



TEST & MEASUREMENT



# SURETEST® CIRCUIT ANALYZER FEATURES



**61-164**  
Circuit Analyzer



**Displays Voltage Drop**  
at 12, 15 & 20 Amps



**Displays Impedance**  
of hot, neutral & ground



**Displays H N G**  
polarity



**Detects and Displays**  
false or "bootleg"  
ground



**Displays**  
neutral to ground voltage



**Trips GFCI**  
at 6mA or 30mA



**Estimated Load**  
on Line in Amps




**True RMS**  
Line Voltage

TEST & MEASUREMENT



# SURETEST® SPECS

<b>SURETEST® CIRCUIT ANALYZER SPECIFICATIONS</b>				
		<b>61-164</b>		
		<b>Description</b>	<b>Range &amp; Resolution</b>	<b>Accuracy</b>
<b>TRANSMITTER FEATURES</b>				
CAT Rating (Safety)	CAT III 300V	—		
Listing	cULus	—		
AC Voltage (Note: The 61-164 is protected to 265V AC but should be unplugged immediately if plugged into a mis-wired outlet. It is intended for use on 120V AC circuits only.) Do not press any buttons.	—	85.0 - 265.0 VAC (Unplug if 240V AC is displayed and correct wiring.)	1.0%	
Frequency	—	45.0 - 65.0 Hz	1.0%	
Impedance	—	0.00 - 3.00 Ω	5.0%	
Neutral Ground Voltage	—	0.0 - 24.0V AC	2.0%	
% Voltage Drop 12A, 15A, 20A Load Tests	—	0.1% - 50.0%	5.0%	
GFCI mA Trip Level & Time to Trip in Milliseconds	—	6.0 - 9.0 mA 0.0 - 6500 mS	2.0%	
Warranty	2-Year*	—		
<b>ACCESSORIES</b>		<b>Part No.</b>		
Ground Continuity Adapter (For checking grounding of cabinets, etc.)		<b>61-175</b>		
Isolated Ground Adapter (For determining whether receptacle has an isolated ground.)		<b>61-176</b>		
Alligator Clip Adapter (For connection to circuits other than outlets.)		<b>61-183</b>		
1' Extension Cord (included)		<b>61-182</b>		
Nylon Carrying Case (included)		<b>61-179</b>		

IMPORTANT: This circuit analyzer is intended for use by qualified electricians. Follow the NFPA 70E Standard for Electrical Safety in the Workplace when using this tester. Always consult the instruction manual provided with the tester for operational limitations and procedures associated with a specific tester.

Specifications are subject to change without notice.



**61-183**  
Alligator Clip Adapter  
for 61-164  
Circuit Analyzer



**61-175**  
Ground Continuity  
Adapter for 61-164  
Circuit Analyzer



**61-176**  
Isolated Ground  
Adapter for 61-164  
Circuit Analyzer



**61-182**  
1' Extension Cord  
for 61-164  
Circuit Analyzer

# CLAMP METERS

TEST & MEASUREMENT






# NEW CLAMP METER FEATURES



**Non-Contact Voltage Tester**  
Screen displays  
Electromagnetic Field (EF)



**Flashlight**



**Built-In Probe Tip Holder**



**Universal Magnetic Strap Clip**



**Overmolded Industrial Grip**  
2M Drop (model specific)



TEST & MEASUREMENT

61-757 | 61-747



**Backlit Displays**

**Patented TightSight™ Backlit Display** eliminates need to bend or twist conductors or place your head near or in the panel and allows you to easily read the bottom display when taking all measurements.



# FORK METER FEATURES

TEST & MEASUREMENT



**Non-Contact Voltage Indication**  
Built in Clamp Tip



**0.75 in. (19mm) Jaw Opening**



**Flashlight/Backlight**




**Probe Storage & Lead Holders**  
(on back)



**Delta**  
(difference from original reading)



**Max./Min.**



**61-415 | 61-405**



**Patented TightSight™ Backlit Display** eliminates need to bend or twist conductors or place your head near or in the panel and allows you to easily read the bottom display when taking measurements





# TIGHTSIGHT® CLAMP METERS



**61-775**  
1000A AC/DC  
Clamp Meter  
TightSight™ w/Backlight  
CAT IV 600V | CAT III 1000V



**61-765**  
660A AC/DC  
Clamp Meter  
TightSight™ w/Backlight  
CAT IV 600V | CAT III 1000V



**61-757**  
600A AC/DC  
Clamp Meter  
TightSight™ w/Backlight  
& Flashlight  
CAT IV 600V | CAT III 1000V



**61-747**  
400A AC/DC  
Clamp Meter  
TightSight™ w/Backlight  
& Flashlight  
CAT III 600V



**61-415**  
200A AC/DC  
Split Jaw Meter  
TightSight™ w/Backlight  
& Flashlight  
CAT IV 600V | CAT III 1000V

## CONVENTIONAL CLAMP METERS



**61-744**  
400A AC Clamp Meter  
4000 Count & Flashlight  
CAT III 600V



**61-737**  
400A AC Clamp Meter  
4000 Count w/Backlight  
CAT III 600V



**61-405**  
200A AC Split Jaw Meter  
w/Backlight & Flashlight  
CAT III 600V

## CLAMP METER ACCESSORIES



**TL-757**  
Test Leads  
w/Alligator Clips



**UMHS-757**  
Universal Magnetic  
Hanging Strap



**TC-757**  
Thermocouple



**C-757**  
Nylon Carrying Case

IMPORTANT: The clamp meters on this page are intended for use by qualified electricians. Follow the NFPA 70E Standard for Electrical Safety in the workplace when using this tester. Always consult the instruction manual provided with the tester for operational limitations and procedures associated with a specific tester.

## CLAMP METER SELECTION GUIDE



**61-775**

**61-765**





**61-757**

**61-747**

### FEATURES

CAT Rating (Safety)	CAT IV 600V CAT III 1000V	CAT IV 600V CAT III 1000V	CAT IV 600V CAT III 1000V	CAT IV 600V CAT III 1000V
Listing	cULus, CE, RCM	cULus, CE, RCM	cULus, CE, RCM	cULus, CE, RCM
Drop Protection			6.6 ft. (2m)	6.6 ft. (2m)
Clamp/Jaw Opening	2.0 in. (50.8mm)	1.5 in. (38mm)	1.4 in. (35.5mm)	1.4 in. (35.5mm)
AC Voltage (Volts)	750V	750V	600V	600V
DC Voltage (Volts)	750V	750V	1000V	600V
AC Current (Amps)	1000A	660A	600A	400A
DC Current (Amps)	1000A	660A	600A	400A
Ohms (Resistance)	999.9Ω	999.9Ω	60MΩ	40MΩ
AC Millivolts	—	—	6000	4000
DC Millivolts	—	—	6000	4000
True RMS	✓	✓	✓	✓
High Voltage Alarm	✓	✓	ACV/DCV   >30V	ACV/DCV   >30V
Audible Continuity	✓	✓	✓	✓
Visual Continuity	✓	✓	✓	✓
Backlight	✓	✓	✓	✓
Temperature	—	—	-40°F ~ 1832°F -40°C ~ 1000°C	-40°F ~ 1832°F -40°C ~ 1000°C
Low Impedance (LoZ)	—	—	✓	—
NCV	—	—	40-600V	40-600V
Auto Ranging	✓	✓	✓	✓
Range Hold	—	—	✓	✓
Data Hold	✓	✓	✓	✓
Relative	✓	✓	✓	✓
Diode Test	—	—	✓	✓
Capacitance Test	✓	✓	6.000mF	4.000mF
Frequency / Duty Cycle	✓	✓	10Hz-9.999KHz	10Hz-9.999KHz
Max / Min	✓	✓	✓	✓
Magnetic Strap Mount	—	—	✓	✓
Test Probe Holder	—	—	✓	✓
Flashlight	—	—	✓	✓
Auto-Power Off (APO)	✓	✓	✓	✓
APO Disable	✓	✓	✓	✓
Low Battery Indication	✓	✓	✓	✓
Battery Type (included)	1 x 9 Volt	1 x 9 Volt	3 x 1.5V AAA	3 x 1.5V AAA
Bottom LCD Display	✓	✓	✓	✓
LCD Display Count	9999	9999	6000	4000
Warranty	2-Year*	2-Year*	2-Year*	2-Year*
<b>ACCESSORIES</b>				
Leads & Alligator Clips (TL-757)	Included	Included	Included	Included

Specifications are subject to change without notice.

CLAMP METER SELECTION GUIDE		 <b>NEW</b>	 <b>NEW</b>	 <b>NEW</b>
	61-744	61-737	61-415	61-405
<b>FEATURES</b>				
CAT Rating (Safety)	CAT III 600V	CAT III 600V	CAT IV 600V CAT III 1000V	CAT IV 600V CAT III 1000V
Listing	cULus, CE, RCM	cULus, CE, RCM	cULus, CE, RCM	cULus, CE, RCM
Drop Protection		3.3 ft. (1m)	6.6 ft. (2m)	6.6 ft. (2m)
Clamp/Jaw Opening	1.45 in. (36.5mm)	1.4 in. (35.5mm)	0.75 in. (19mm)	0.75 in. (19mm)
AC Voltage (Volts)	600V	600V	1000V	1000V
DC Voltage (Volts)	600V	600V	1000V	1000V
AC Current (Amps)	600A	400A	200A	200A
DC Current (Amps)	—	—	200A	—
Ohms (Resistance)	40MΩ	40MΩ	60MΩ	60MΩ
AC Millivolts	—	4000	✓	✓
DC Millivolts	—	4000	✓	✓
True RMS	—	✓	✓	✓
High Voltage Alarm	—	ACV/DCV   >30V	ACV/DCV   >30V	ACV/DCV   >30V
Audible Continuity	✓	✓	✓	✓
Visual Continuity	—	✓	✓	✓
Backlight	—	✓	✓	✓
Temperature	—	-40°F ~ 1832°F -40°C ~ 1000°C	—	—
Low Impedance (LoZ)	—	—	—	—
NCV	70-600V	40-600V	40-600V	40-600V
Auto Ranging	✓	✓	✓	✓
Range Hold	✓	✓	✓	✓
Data Hold	✓	✓	✓	✓
Relative	—	✓	✓	✓
Diode Test	—	✓	✓	✓
Capacitance Test	—	400.0μF	6.000mF	6.000mF
Frequency / Duty Cycle	—	10Hz-9.999KHz	—	—
Max / Min	—	✓	✓	✓
Magnetic Strap Mount	—	✓	✓	✓
Test Probe Holder	—	✓	✓	✓
Flashlight	—	—	✓	✓
Auto-Power Off (APO)	✓	✓	✓	✓
APO Disable	—	—	✓	✓
Low Battery Indication	✓	✓	✓	✓
Battery Type (included)	2 x 1.5V AAA	3 x 1.5V AAA	2 x 1.5V AAA	2 x 1.5V AAA
Bottom LCD Display	—	—	✓	—
LCD Display Count	4000	4000	6000	6000
Warranty	2-Year*	2-Year*	2-Year*	2-Year*
<b>ACCESSORIES</b>				
Leads, Case & Batteries	Leads only	Included	Included	Included
Thermocouple (TC-757)	—	Included	—	—

Specifications are subject to change without notice.



# DIGITAL MULTIMETERS



TEST & MEASUREMENT



# DIGITAL MULTIMETER FEATURES




**Non-Contact Voltage Tester**  
Built in



**Non-Contact Voltage, High Voltage, Visual Indications, Augment Audible Indication**  
(61-357, 61-347, 61-337)



**Backlit Display**  
(all models)




**Temperature**  
(61-357, 61-347, 61-337)



**Probe Holder Storage**  
All Models




**Universal Magnetic Strap Clip**  
All Models




**Removable Boot**  
All Models



**FUSE Notification**  
(61-357, 61-347, 61-337)



**LEAD Warning**  
(61-357, 61-347, 61-337)



**Bar Graph**  
(61-357 only)

TEST & MEASUREMENT

# DIGITAL MULTIMETERS



## 61-357

1000V Auto Range TRMS  
6000 Count Display Multimeter  
w/NCVT, Temp, Bar Graph & LoZ  
CAT IV 600V | CAT III 1000V



## 61-347

1000V Auto Range TRMS  
6000 Count Display  
Multimeter w/NCVT, & Temp  
CAT IV 600V | CAT III 1000V



## 61-337

600V Auto Range  
Multimeter w/NCVT & Temp  
CAT III 600V



## 61-327

600V Manual Range  
Multimeter w/NCVT CAT III 600V



# ACCESSORIES

TEST & MEASUREMENT



**TL-757**  
Test Leads



**UMHS-757**  
Universal Magnetic  
Hanging Strap







**TC-757**  
Thermocouple



**F-347-357P**  
11A (1000V) & 600mA (1000V)  
Fuses for 61-347 & 61-357



**F-337P**  
10A (600V) & 400mA (600V)  
Fuses for 61-337

DIGITAL MULTIMETER SELECTION GUIDE	 NEW	 NEW	 NEW	 NEW
	61-357	61-347	61-337	61-327
<b>FEATURES</b>				
CAT Rating (Safety)	CAT IV 600V CAT III 1000V	CAT IV 600V CAT III 1000V	CAT III 600V	CAT III 600V
Listing	cULus, CE, RCM	cULus, CE, RCM	cULus, CE, RCM	cULus, CE, RCM
Drop Protection	6.6 ft. (2m)	6.6 ft. (2m)	3.3 ft. (1m)	3.3 ft. (1m)
Ingress Protection	IP52	IP52	—	—
AC Voltage (Volts)	1000V	1000V	600V	600V
DC Voltage (Volts)	1000V	1000V	600V	600V
AC Current (Amps)	10A	10A	10A	—
DC Current (Amps)	10A	10A	10A	—
Ohms (Resistance)	60MΩ	60MΩ	40MΩ	4MΩ
AC Millivolts	6000	6000	4000	—
DC Millivolts	6000	6000	4000	4000
AC Milliamps	6000	6000	4000	—
DC Milliamps	6000	6000	4000	—
AC Microamps	6000	6000	4000	—
DC Microamps	6000	6000	4000	—
True RMS	✓	✓	—	—
High Voltage Alarm	ACV/DCV   >30V	ACV/DCV   >30V	ACV/DCV   >30V	ACV/DCV   >30V
Audible Continuity	✓	✓	✓	✓
Visual Continuity	✓	✓	✓	✓
Backlight	✓	✓	✓	✓
Temperature	-40 ~ 1832°F -40 ~ 1000°C	-40 ~ 1832°F -40 ~ 1000°C	-40 ~ 1832°F -40 ~ 1000°C	—
Low Impedance (LoZ)	✓	—	—	—
NCV	✓	✓	✓	—
Auto Ranging	✓	✓	✓	—
Range Hold	✓	✓	✓	—
Data Hold	✓	✓	✓	✓
Diode Test	✓	✓	✓	✓
Capacitance Test	6000 μF	6000 μF	4000 μF	—
Frequency / Duty Cycle	10Hz - 9.99 KHz	10Hz - 9.99 KHz	10Hz - 9.99 KHz	10Hz - 9.99 KHz
Max / Min	✓	✓	✓	—
Magnetic Strap Mount	✓	✓	✓	✓
Test Probe Holder	✓	✓	✓	✓
Auto-Power Off	✓	✓	✓	✓
APO Disable	✓	✓	✓	✓
Low Battery Indication	✓	✓	✓	✓
Battery Type (Included)	3 x 1.5V AAA	3 x 1.5V AAA	3 x 1.5V AAA	3 x 1.5V AAA
LCD Display Count	6000	6000	4000	2000
Lead Warning	✓	✓	✓	—
Fuse Notification	✓	✓	✓	—
Bar Graph	✓	—	—	—
Battery Test	—	—	—	✓
Warranty	2-Year*	2-Year*	2-Year*	2-Year*
<b>Accessories</b>				
Leads, Case & Temp. Sensor	Included	Included	Included	Leads Only
Thermocouple (TC-757)	Included	Included	Included	—

Specifications are subject to change without notice.



# VOLTAGE TESTERS



TEST & MEASUREMENT





# VOLTAGE TESTER FEATURES




**61-557**



**UMHS-757**  
Universal Magnetic  
Hanging Strap



**TL-757**  
Test Leads



TEST & MEASUREMENT

# VOLTAGE TESTERS



**61-557**

Voltage and Continuity Tester  
w/LCD, GFCI, Flashlight & NCVT  
6-600V AC/DC  
CAT IV 600V



**61-547**

8 Level AC/DC Voltage Indicator  
with Polarity Indicator  
12-600V DC | 24-600V AC  
CAT III 600V



**61-076**

Vol-Con® Voltage/Continuity Tester  
5-600V AC/DC  
CAT III 600V



**61-065**

Vol-Test® Voltage Tester  
100-600V AC/DC  
CAT III 600V



## VOLTAGE TESTER SELECTION GUIDE

Specifications are subject to change without notice.



**NEW**



**NEW**



	61-557	61-547	61-076	61-065
<b>FEATURES</b>				
CAT Rating (Safety)	CAT IV 600V	CAT III 600V	CAT III 600V	CAT III 600V
Listing Preferred	cULus, CE	cULus, CE	cULus	cULus
Drop Protection	6.6 ft. (2m)	6.6 ft. (2m)		
Ingress Protection	IP42	IP42	—	—
AC Voltage (Volts)	6 ~ 600	24 ~ 600	5 ~ 600	100 ~ 600
DC Voltage (Volts)	6 ~ 600	12 ~ 600	5 ~ 600	100 ~ 600
High Voltage Alarm	ACV >36 or DCV >50V	ACV/DCV ≥ 36V	—	—
Audible Continuity	✓	—	—	—
Visual Continuity	✓	—	✓	—
Low Impedance (LoZ)	✓	—	✓	✓
NCV	90-600V AC	—	—	—
Auto Ranging	✓	—	—	—
Magnetic Strap Mount	✓	✓	—	—
Test Probe Holder	✓	✓	✓	✓
Flashlight	✓	—	—	—
Auto-Power Off (APO)	✓	—	—	—
Low Battery Indicator	✓	—	—	—
Battery Type (included)	3 x 1.5V AAA	—	4 x 1.5V LR44	—
LCD Display Count	600	—	—	—
Backlight	✓	—	—	—
DC Polarity Indication	✓	✓	✓	—
Leads	Removable	Fixed	Removable	Removable
GFCI Test	✓	—	—	—
Display	LCD	Neon Lamps	Indicator Movement	Indicator Movement
Warranty	2-Year*	2-Year*	2-Year*	2-Year*
<b>ACCESSORIES</b>				
Test Leads	TL-757	—	61-070	61-070
Magnetic Hanging Strap	UMHS-757	UMHS-757	—	—



# RECEPTACLE TESTERS



TEST & MEASUREMENT



# RECEPTACLE TESTER FEATURES



**Digital Voltage Readout**  
Provides Voltage Level at Outlet



**GFCI Test w/Indicator Light**



**On/Off Button**  
Confirms Tester is Working

TEST & MEASUREMENT



**Green Lights**  
Indicate Correct Wiring



**Red Lights**  
Indicate Incorrect Wiring



**LEDs Easily Visible**  
Plugged in or rotated to fit receptacles.



# RECEPTACLE TESTERS



**61-517**  
120V AC GFCI  
Receptacle/Voltage  
Tester  
CAT II 150V AC



**61-051**  
E-Z Check® Plus  
GFCI Circuit  
Tester



**61-035**  
E-Z Check®  
Circuit Tester



**61-501**  
GFCI Receptacle  
Tester



RECEPTACLE TESTER SELECTION GUIDE				
<b>FEATURES</b>				
Voltage Rating	120V AC	120V AC	120V AC	120V AC
Polarity Indication	✓	✓	✓	✓
GFI Trip	✓	✓	—	✓
UL Listed	✓	✓	✓	✓
Made in the USA	—	✓	✓	—
Premium Neon Lamps	—	✓	✓	✓
LCD Display	✓	—	—	—
Warranty	2-Year*	2-Year*	2-Year*	1-Year

Specifications are subject to change without notice.

TEST & MEASUREMENT

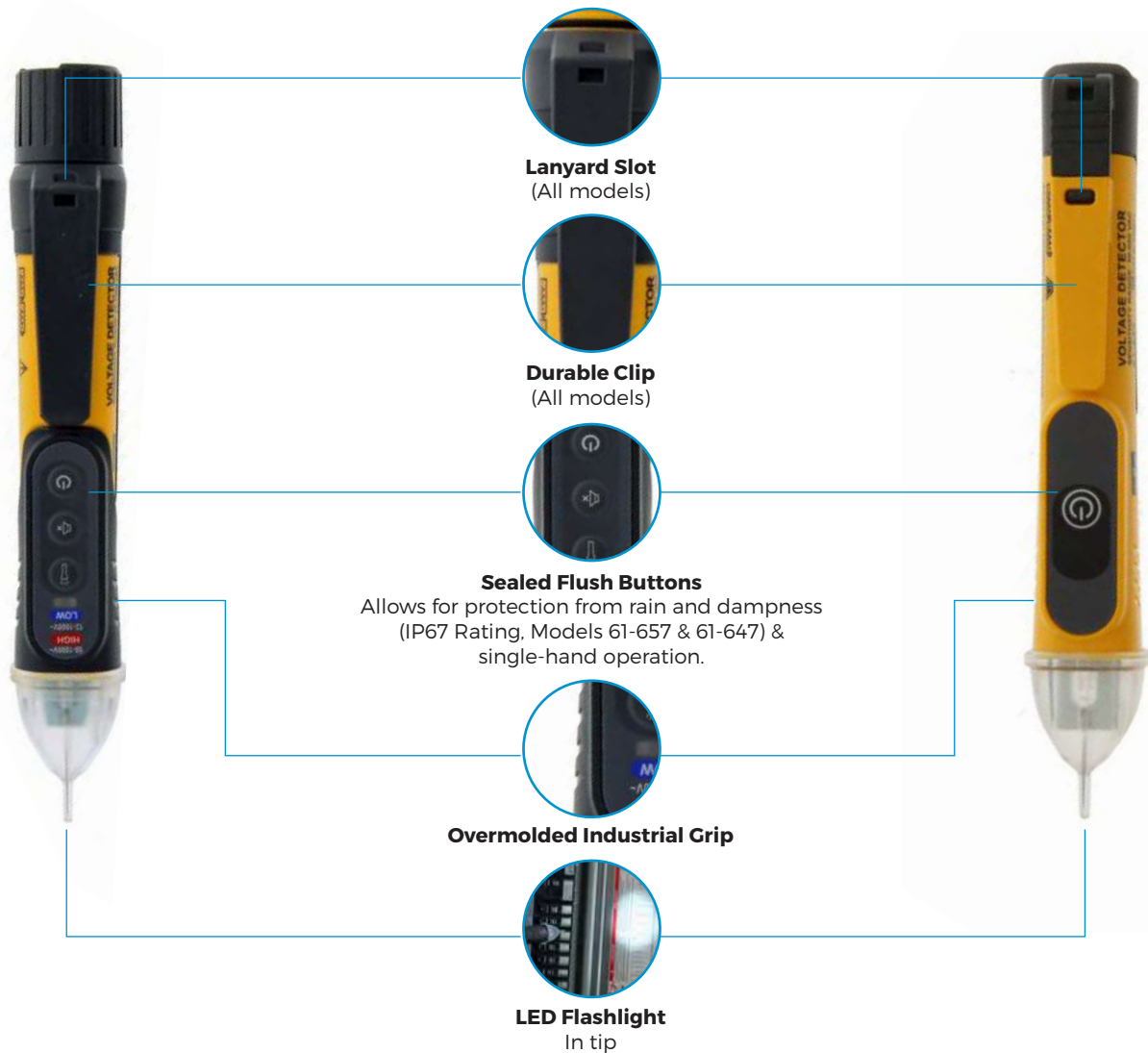
# NON-CONTACT VOLTAGE TESTERS

TEST & MEASUREMENT





# NON-CONTACT VOLTAGE TESTER FEATURES



## Dual Range on 61-657 only.



**Standard Voltage Range**  
Indicated by a Red LED



**Power On**  
Indicated by a Green LED



**Low Voltage Range**  
Indicated by a Blue LED



**Presence of Voltage**  
Indicated by a Flashing Red LED & Audible Tone

# NON-CONTACT VOLTAGE TESTERS



**61-657**  
Dual Range  
12 to 1000V AC  
NCVT w/Flashlight  
CAT IV 1000V



**61-647**  
Single Range  
50 to 1000V AC  
NCVT w/Flashlight  
CAT IV 1000



**61-637**  
Single Range  
24 to 600V AC  
NCVT w/Flashlight  
CAT IV 600



**61-627**  
Single Range  
50 to 600V AC  
NCVT  
CAT IV 600V



## NON-CONTACT VOLTAGE TESTER SELECTION GUIDE



**NEW**



**NEW**



**NEW**



**NEW**

**61-657**

**61-647**

**61-637**

**61-627**

### FEATURES

CAT Rating (Safety)	CAT IV 1000V	CAT IV 1000V	CAT IV 600V	CAT IV 600V
Listing	cULus, CE, RCM	cULus, CE, RCM	cULus, CE, RCM	cULus, CE, RCM
Voltage Sensing Range	12 ~ 1000V AC	50 ~ 1000V AC	24 ~ 600V AC	50 ~ 600V AC
Dual Range	✓	—	—	—
Flashlight	✓	✓	✓	—
Drop Protection	6.6 ft. (2m)	6.6 ft. (2m)	3.3 ft. (1m)	3.3 ft. (1m)
Ingress Protection	IP67	IP67	—	—
Dual Range Sensitivity	✓	—	—	—
Audible Indication	✓	✓	✓	✓
Audible Defeat	✓	✓	✓	—
Visual Indication	Green On, Flashing Red	Green On, Flashing Red	Green On, Flashing Red	Green On, Flashing Red
Visual Range Indicator	Blue Low, Red High	—	—	—
Lanyard Compatible	✓	✓	✓	✓
Auto-Power Off (APO)	✓	✓	✓	✓
Low Battery Indication	✓	✓	✓	✓
Battery Type (included)	2 x 1.5V AAA	2 x 1.5V AAA	2 x 1.5V AAA	2 x 1.5V AAA
Warranty	2-Year*	2-Year*	2-Year*	2-Year*

Specifications are subject to change without notice.



# INFRARED THERMOMETERS




TEST & MEASUREMENT

# INFRARED THERMOMETER FEATURES



**Dual Laser Targeting**

**61-847**  
Dual Laser Targeting  
12:1 Infrared  
Thermometer



**Overmolded Industrial Grip**



**Single Laser Targeting**

**61-827**  
Single Laser Targeting  
10:1 Infrared  
Thermometer



Complies with 21 CFR 1040.10 and 1040.11 except for conformance with IEC 60825-1 Ed. 3 as described in Laser Notice No. 56 dated May 8, 2019.

Specifications are subject to change without notice.

## INFRARED THERMOMETER SELECTION GUIDE

**NEW**



**NEW**



	61-847	61-827
<b>FEATURES</b>		
Certification	CLASS 2, IEC 60825-1:2014	CLASS 2, IEC 60825-1:2014
Wavelength	630nm-670nm	630nm-670nm
Output	< 1mW	< 1mW
Listing	cULus, CE	cULus, CE
Drop Protection	6.6 ft. (2m)	3.3 ft. (1m)
Optical Resolution (distance-to-spot)	12 : 1	10 : 1
Measurement Range	-26F° to 932°F (-32C° to 500°C)	-4F° to 752°F (-20°C to 400°C)
Laser Targeting	Dual	Single
Auto Scan	✓	—
Max/Min/Avg/Diff	✓	—
High/Low Alarm	✓	—
Data Hold	✓	✓
Lock-on (for continuous measurements)	✓	—
Emissivity	0.10 - 1.00 Adjustable	0.95 Fixed
Backlit Display	✓	✓
Display	LCD	LCD
Auto Power-Off	✓	✓
Selectable Celsius / Fahrenheit	✓	✓
Battery Type (included)	2 x 1.5V AAA	2 x 1.5V AAA
Low Battery Indicator	✓	✓
Response Time	250 ms	500 ms
Spectral Response	8 to 14µm	8 to 14µm
Warranty	2-Year*	2-Year*

# SPECIALTY TESTERS



**61-520**  
3-Phase Sequence  
Tester



**61-521**  
3-Phase Motor/Rotation  
Tester



**61-797**  
Insulation Meter  
w/PI, DAR



**61-795**  
Insulation Tester



**61-796**  
3-Pole Ground  
Resistance Tester



**61-920**  
Ground Resistance  
Clamp Meter




**61-686**  
Digital Light  
Meter



TEST & MEASUREMENT



PHASE ROTATION SELECTION GUIDE		
	61-520	61-521
<b>FEATURES</b>		
Motor Rotation	—	✓
Phase Rotation	✓	✓
120 to 600V AC	✓	✓
Color Coded Leads	✓	✓
Detachable Leads	—	✓
Warranty	2-Year*	2-Year*
<b>ACCESSORIES (Included)</b>		
Test Leads		TL-521



**TL-521**  
Test Lead Set

INSULATION TESTER SELECTION GUIDE		
	61-795	61-797
<b>FEATURES</b>		
Test Voltage	250/500/1000V DC	50/100/250/500/1000V DC
Voltage AC/DC	0.1 - 600.0V	0.1 - 600.0V
Continuity	0.01 - 20.0 Ω	—
Resistance	0.01Ω - 200.0 Ω	0.01Ω - 40.00k Ω
Insulation Resistance	Up to 4000M Ω	Up to 20G Ω
Warranty	2-Year*	2-Year*
<b>ACCESSORIES (Included)</b>		
Test Leads	TL-795	TL-795
Remote Probe	—	TL-797RP



**TL-795**  
Test Lead Set  
w/Premium  
Alligator Clips

**TL-797RP**  
Remote Probe  
Test Lead Set

GROUND ROD TESTING SELECTION GUIDE		
	61-796	61-920
<b>FEATURES</b>		
3 Point Fall of Potential Method	✓	—
Clamp on Technique	—	✓
Auto Ranging	—	✓
Measurement Range	0 - 2000 Ω	0 - 1200 Ω
Ground Leakage Current	—	100mA/1000mA/ 15A/30A
Warranty	2-Year*	2-Year*
<b>ACCESSORIES (Included)</b>		
Test Leads	TL-796	—



**TL-796**  
Earth Resistance  
Lead Set

LIGHT METER SELECTION GUIDE	
	61-686
<b>FEATURES</b>	
Four Measurement Ranges	Up to 20,000 Foot Candles or 200,000 Lux
Data and Max Hold Modes	✓
Auto Zero Adjust	✓
Low Battery Indication	✓
Auto Power Off	✓
Remote Sensor w/59" attached Coiled Cable	✓
Warranty	2-Year*



Specifications are subject to change without notice.



# ACCESSORIES



**TL-532A**  
120V AC Circuit Breaker  
Finder Adapter Kit

**NEW**



**TL-757**  
Universal Test Leads  
& Alligator Clips


**NEW**



**UMHS-757**  
Universal Magnetic  
Hanging Strap  
(For use with 61-405, 61-415, 61-737,  
61-747, 61-757, 61-327, 61-337, 61-347,  
61-357, 61-547 & 61-557)



**TC-757**  
Thermocouple



**TL-521**  
Test Lead  
Set



**TL-796**  
Earth Resistance  
Lead Set



**TL-797RP**  
Remove Probe  
Test Lead



**TL-795**  
Test Leads w/  
Alligator Clips  
(premium)



**61-070**  
Standard Test Leads  
(for use with 61-076 & 61-065)



**TL-956**  
Test Lead Set

TEST & MEASUREMENT

# TEST LEAD SELECTION CHART

for this **TESTER**

▶ use these **TEST LEADS**

**61-065**  
Vol-Test® Voltage Tester  
**61-076**  
Vol-Con® Voltage/  
Continuity Tester



**61-070**  
Standard  
Vol-Con®  
Test Leads



**61-737 | 61-747 | 61-757**  
Digital Clamp Meters



**TL-757**  
Test Lead  
Set



**UMHS-757**  
Magnetic Strap



**61-405 | 61-415**  
Digital Split Jaw  
Meters



**TL-757**  
Test Lead  
Set



**UMHS-757**  
Magnetic Strap



**61-557**  
Voltage Testers



**TL-757**  
Test Lead  
Set



**UMHS-757**  
Magnetic Strap



**61-521**  
3-Phase/Motor Rotation  
Tester



**TL-521**  
Test Lead Set



**61-327 | 61-337**  
**61-347 | 61-357**  
Digital  
Multimeters



**TL-757**  
Test Lead  
Set



**UMHS-757**  
Magnetic Strap



**61-744**  
Clamp-Pro™ 600A  
Clamp Meter



**TL-757**  
Test Lead  
Set



**UMHS-757**  
Magnetic Strap



**61-765**  
660A Clamp Meter  
**61-775**  
1000A Clamp Meter



**TL-757**  
Test Lead  
Set



**61-795**  
Insulation Tester



**TL-795**  
Test Leads w/Alligator  
Clips Premium



**61-796**  
3-Pole Ground  
Resistance Tester



**TL-796**  
Earth Resistance  
Lead Set



**61-797**  
Insulation Tester



**TL-795**  
Test Leads  
w/Alligator Clips  
Premium



**TL-797RP**  
Remote Probe  
Test Lead



**TR-955**  
Transmitter for  
SureTrace™ Circuit  
Tracers



**TL-956** Test Leads



TEST & MEASUREMENT

# CARRYING CASES



**61-179**  
Nylon Carrying Case



**C-90**  
Nylon Carrying Case



**C-290**  
Nylon Carrying Case



**C-760**  
Nylon Carrying Case



**C-770**  
Nylon Carrying Case



**C-357**  
Nylon Carrying Case

**NEW**



**C-757**  
Nylon Carrying Case

**NEW**

Selection Guide		VOLTAGE TESTERS			160	300				400		700			740	770	790
		61-065	61-076		61-164	61-327	61-337	61-347	61-357	61-405	61-415	61-727	61-757	61-747	61-757	61-744	61-775
<b>61-179</b>	Nylon Carrying Case				•												
<b>C-90</b>	Nylon Carrying Case	•	•												•		
<b>C-290</b>	Nylon Carrying Case																•
<b>C-357</b>	Nylon Carrying Case					•	•	•	•								
<b>C-760</b>	Nylon Carrying Case														•		
<b>C-757</b>	Nylon Carrying Case								•	•	•	•	•	•			
<b>C-770</b>	Nylon Carrying Case															•	

TEST & MEASUREMENT





# SAFETY IN THE FIELD

## IEC (International Electrotechnical Commission) Category Ratings

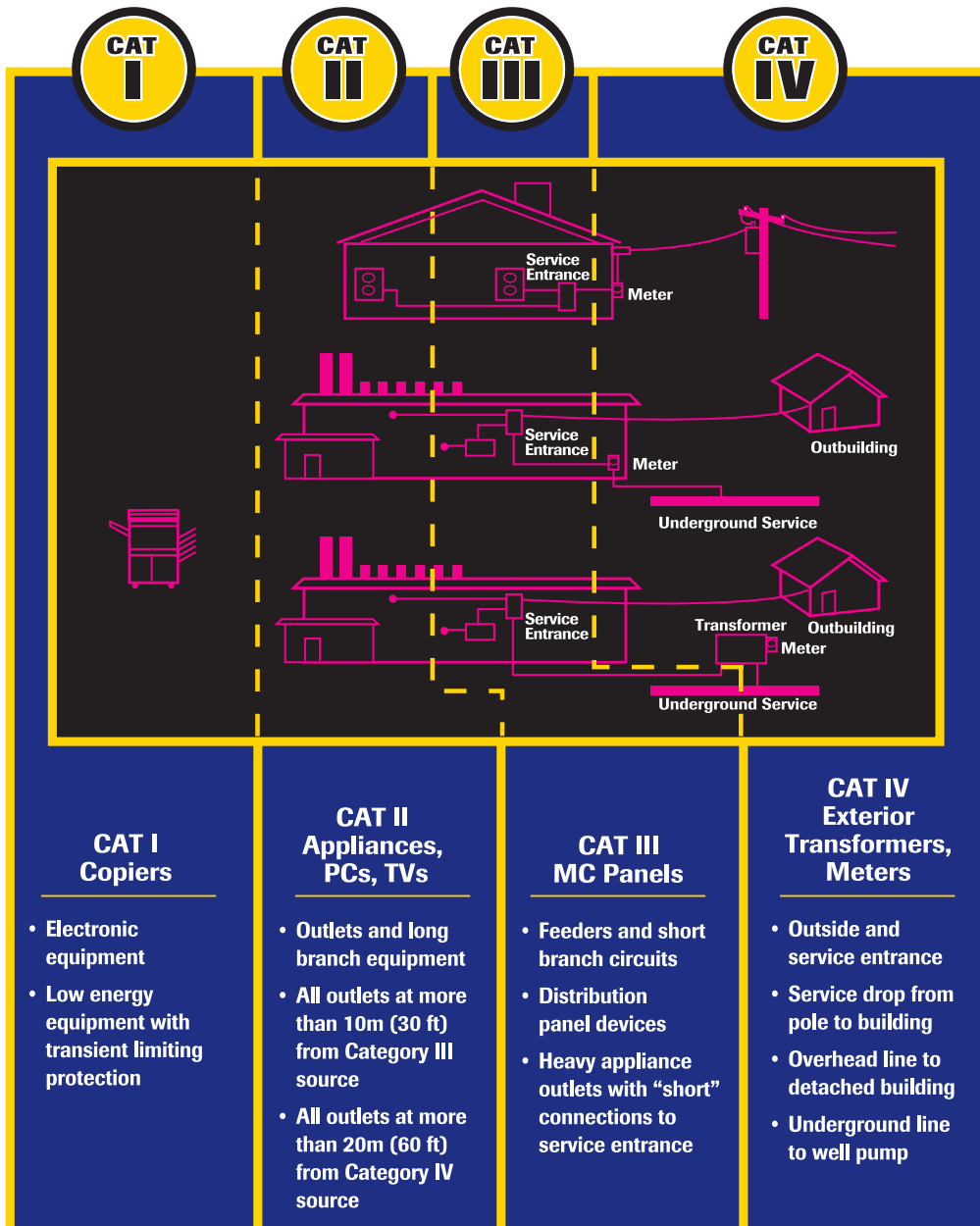
**Category I** – The signal level for telecommunications, electronic and other low-energy equipment with transient limiting protection. Peak impulse transient range is 600-4,000 volts with 30 ohm source.

**Category II** – The local level for fixed and non-fixed powered devices including appliances, lighting and portable equipment. Outlets located more than 30 feet from CAT III sources and 60 feet from CAT IV sources. Peak impulse transient range is from 600-6,000 volts with a 12 ohm source.

**Category III** – The distribution level for fixed primary feeders or branch circuits. Circuits that are separated from CAT IV sources by at least one level of transformer isolation. Peak impulse transient range is 600-8,000 volts with a 2 ohm source.

**Category IV** – The primary supply level for the highest levels of transient over voltage. Includes the utility service both outside and at the service entrance, service drop from the pole to the building, overhead line to remote buildings, and underground line to a well pump. Peak impulse transient range is 600-12,000 volts with less than a 1 ohm source.

Visit [idealind.com](http://idealind.com) for more technical product details, application support, white papers, videos and software.



# DATACOM



FT-45™ Feed-Thru Modular  
Plug Crimp Tool  
Page E-9

# ENHANCE EXISTING TECHNOLOGIES AND PROVIDE A FOUNDATION FOR TOMORROW

IDEAL DataCom provides installation solutions for twisted pair, coax and fiber based applications.

Designed for the professional, our DataCom connectors, tools and testers offer an integrated approach to cut, strip, terminate and test a wide variety of low-voltage applications including Data Networks, Security Applications, and Audio/Visual Systems.

## TESTERS

PRO Amplifier Probe Tone Generator Kit .....	E-3
VDV MultiMedia Cable Tester.....	E-3

## COMPRESSION TOOLS/CONNECTORS

OmniSeal™ Pro XL Compression Tool .....	E-4
LinearX®3 Compression Tool .....	E-4
Compression Connectors .....	E-5

## TWISTED PAIR TOOLS/CONNECTORS

Crimpmaster™ Crimp Tool .....	E-6
Coax Crimp Connectors.....	E-7
Punchdown Tool.....	E-8
Modular Plug Crimp Tools.....	E-8
Modular Plugs.....	E-9
IDC Jellybeans .....	E-11
Strippers.....	E-12
Cutters/Scissors .....	E-13
Splitters .....	E-13
Datacom Kits.....	E-14
Fiber Optic Tools .....	E-17

## Test-Tone-Trace Kit

- Kit includes the VDV (33-856), Amplifier Probe (62-164), carrying case and accessories
- Tests and traces coax, twisted pair and telephone cables in one simple kit



Description	Part No.
Test-Tone-Trace Kit	<b>33-866</b>

## VDV MultiMedia Cable Tester

All in one tester for installers working with voice, data and video applications.

- Voice – tests 2 or 3 pair, 6-position RJ-11/12 phone cables for wiremap/continuity.
- Data – tests 8 position 8 contact CAT 3/5e/6/6a shielded and unshielded cable testing for wiremap/continuity to TIA 568A/B standards
- Video – tests coax cable for opens and shorts via F-connector interface
- Wiremap tests for opens, shorts, miswires, reversals and split pairs.
- LCD display with “PASS or ERROR” indicator displayed after each test
- Internal tone generator: Tone by pin/pair/entire cable with four different tones making fault isolation easier
- Main remote stores in base of tester



Description	Part No.
VDV MultiMedia Cable Tester	<b>33-856</b>
Replacement Remote	<b>IA-5516</b>

## LinkMaster™ Tester

LED based tester for wiremapping CAT 3/5e/6/6a twisted pair cabling.

- Wiremap for opens, shorts, reversal, miswire and split pair
- Tests by pair: 1/2, 3/6, 4/5, 7/8
- Tests shielded and unshielded RJ-45 cabling
- Debug feature cycles through errors one at a time



Description	Part No.
LinkMaster™ Tester and Remote	<b>62-200</b>

## PRO Amplifier Probe and Tone Generator Kit

### Amplifier Probe

- Identifies and traces wire or cables within a group
- Adjustable volume knob
- Detects and audibly amplifies analog tone generation
- Compatible with analog tone generators

### Tone Generator

- Emits three tone patterns
- F-Connector & RJ-11/12 interface for toning twisted pair and copper cables
- Includes alligator clips for toning de-energized copper cables
- Auto-off after three hours of non-use



Description	Part No.
Amplifier Probe & Tone Generator Kit - includes 62-164, 62-160, Lead Set, Cable Assembly	<b>33-864</b>
Amplifier Probe	<b>62-164</b>
Amplifier Probe Replacement Tip	<b>LA-4145</b>
Tone Generator	<b>62-160</b>

## TRACETone® Tone Generator & Amplifier Probe Tester

- Economical solution for tracing copper low-voltage cabling
- Two selectable tone styles and adjustable volume control
- RJ-11 Alligator Clip, RJ-11 Cable Assembly included



Description	Part No.
TRACETone® Tester	<b>62-140</b>



## OmniSeal™ PRO XL Compression Tool

- Compresses BNC, F-Type, RG11-F, RCA, 90°/Right Angle and Mini Coax compression connectors on coaxial cable
- Compresses ALL IDEAL® compression connectors
- Fast and reliable solution to home theater, CATV, satellite systems and security applications
- Permanent connection so your connector never comes loose.
- Universal design with spin knob and adjustable post height works with most non-IDEAL compression connectors



Description	Part No.
OmniSeal™ PRO XL Compression Tool	<b>30-793</b>

## LinearX®3 Compression Tool

- Compresses F/BNC/RCA connectors
- Adjustable post for different length/style connectors
- Linear stroke for consistent compression results & easy operation
- Durable & rugged zinc die-cast body with protective powder coated paint finish
- Includes four RTQ™ XR™ RG-6 Weatherproof F-Compression Connectors

**INCLUDES**  
Four  
Weatherproof  
Connectors



Description	Part No.
LinearX®3 F/BNC/RCA Compression Tool (Adjustable) with four RTQ™ XR™ F-Connectors	<b>33-632</b>

## Compression Connectors

### RTQ™ XR™ Reg/Tri/Quad & Plenum F-Connectors

- Fits 60% regular, tri-shield and quad shield cables
- Nickel-plated, brass-construction for superior corrosion resistance
- Designed for use in satellite and cable TV installations
- Weatherproof for indoor and outdoor use
- Use 30-793 or LinearX® Compression Tool

### RG-11 RTQ™ InSITE® F-Connectors

- Fits 60% regular and quad shield RG-11 cables
- Plenum cable version also available
- Use 30-793 Compression Tool for termination
- Standard 1/4" x 1/4" cable prep. Use 45-526 Coax Stripper

### InSITE® BNC Connectors

- Clear 360° window for confident cable insertions
- Nickel-plated, brass-construction for superior corrosion resistance
- Moisture-inhibiting design
- Use 30-793 or 33-632 Compression Tool
- 75 Ohm nominal impedance
- Gold-plated pin contact area

### OmniConn™ F-Connectors

- Non corrosive nickel plated brass body and polycarbonate bushing
- Nylon adapter sleeve and o-ring provide double protection for a watertight seal
- Free spinning hex nut for ease of installation onto all 7/16 ports
- 75 ohm nominal impedance
- Two-piece pre-assembled connectors

### TLCT™ Connectors

- No compression tool required
- 75 ohm nominal impedance
- Bandwidth up to 3 GHz
- Designed for indoor use
- RG-6 and RG-6 Quad versions






### Z6F Connectors

- Fast + Simple compression
- No braid folding required
- For RG-6 & 6 Quad cables
- Nickel plated brass construction
- Designed for indoor use
- Use 30-793 or LinearX® Compression Tool



Visit [idealind.com](http://idealind.com) for connector and tool compatibility.

# Compression Connectors

Type	Image	Series/Model #	Cable Type	Center Conductor	Dielectric Diameter	Jacket Diameter	Quantity	Part No.
BNC		InSITE® Model #59BNCIS	RG-59	23-18 AWG Solid .023" - .040"	.142" - .148"	.230" - .250"	Card of 4	<b>92-704</b>
							Card of 15	<b>89-047</b>
							Jar of 35	<b>89-5047</b>
							Bag of 100	<b>89-1047</b>
		InSITE® Model #59PLBNCIS	RG-59 Plenum	23-18 AWG Solid .023" - .040"	.134" - .140"	.193" - .224"	Card of 15	<b>89-049</b>
RG-6		InSITE® RTQ™ Model #6BNCISRTQ	RG-6/6Q & Plenum 6/6Q	23-18 AWG Solid .023" - .040"	.168" - .183"	.226" - .305"	Card of 4	<b>92-705</b>
							Card of 15	<b>89-048</b>
							Jar of 35	<b>89-5048</b>
		RTQ™ XR™ Model #6FRTQXR	RG-6/6Q & Plenum 6/6Q	N/A	.168" - .183"	.226" - .310"	Card of 10	<b>92-651</b>
						Jar of 50	<b>92-650</b>	
						Jar of 100	<b>92-656</b>	
						Carton of 1,000	<b>92-659</b>	
F		InSITE® RTQ™ 90° Model #6FRAISRTQ	RG-6/6Q & Plenum 6/6Q	23-18 AWG Solid .023" - .040"	.168" - .183"	.226" - .305"	Card of 5	<b>92-691</b>
		Z6F Model #6FZIF	RG-6/6Q	N/A	.175" - .183"	.250" - .315"	Card of 25	<b>92-640</b>
							Jar of 50	<b>92-641</b>
		TLC™ Model #6FTLC	RG-6	N/A	.175" - .183"	.254" - .278"	Card of 4	<b>85-069</b>
							Card of 50	<b>85-168</b>
		TLC™ Model #6QFTLC	RG-6 Quad	N/A	.175" - .183"	.275" - .305"	Card of 4	<b>85-079</b>
							Card of 50	<b>85-178</b>
		OmniConn™ Model #6FOC	RG-6	N/A	.175" - .183"	.260" - .280"	Jar of 50	<b>89-044</b>
							Carton of 1,000	<b>89-1544</b>
		OmniConn™ Model #6QFOC	RG-6 Quad	N/A	.175" - .183"	.270" - .295"	Jar of 50	<b>89-045</b>
							Carton of 1,000	<b>89-1545</b>
	RTQ™ Model #59FRTQ	RG-59/59Q	N/A	.142" - .148"	.230" - .270"	Jar of 50	<b>92-610</b>	
	RTQ™ Model #11FISRTQ	RG-11/11Q	18-14 AWG Solid .040" - .066"	.280" - .285"	.390" - .416"	Card of 10	<b>89-211</b>	
	Cable Specific Model #11PLFIS	RG-11/11Q Plenum	18-14 AWG Solid .040" - .066"	.270" - .280"	.340" - .356"	Card of 10	<b>92-212</b>	
RCA		RTQ™ Model #59RCARTQ	RG-59/59Q	20-18 AWG Solid .029" - .040"	.142" - .148"	.230" - .270"	Jar of 35	<b>89-570</b>
	RTQ™ Model #6RCARTQ	RG-6/6Q	20-18 AWG Solid .029" - .040"	.175" - .183"	.267" - .305"	Jar of 35	<b>89-580</b>	

DATACOM

Visit [idealind.com/products/datacomm](http://idealind.com/products/datacomm) for Compression Connector Installation Instructions.

# Crimpmaster™ Ratcheting Crimp Tool

- Ratcheting tool frame ensures full crimp cycle
- Provides a consistent crimp every time
- Dies change quickly and easily with a screwdriver
- Tool frame works with all IDEAL Crimpmaster™ Die Sets
- Cushioned, comfort-grip handles



Description	Part No.
Crimpmaster™ Crimp Frame Tool (Die set not included)	<b>30-506</b>
Replacement Screws	<b>LB-1284</b>

## Crimpmaster™ Tools and Die Sets



**30-559 Die only**  
RJ-45 CAT 5/5e Eight-position Crimp Tool for keyed or non-keyed modular plugs. Not for Cat 6



**30-573 Die only**  
Cambridge CP-88, CP-89 BNC/TNC coax connectors with RG-58, RG-59/RC-62 AU cables (Hex 0.305 (7.75mm), 0.068 (1.73mm), 0.228 (5.79mm))



**30-576 Die only**  
RG-174, Mini 59 BNC/TNC Connectors (Hex. 0.178 (4.52mm), 0.128 (3.25mm), 0.068 (1.73mm))



**30-577 Die only**  
N-Series and RG-8/11 Connectors (Hex. 0.429 (10.90mm), 0.100 (2.54mm), 0.080 (2.03mm))



**30-578 Die only**  
RG-59, RG-6, and 8281 50 and 75 OHM cables (Hex. 0.324 (8.23mm), 0.255 (6.48mm), 0.068 (1.73mm), 0.042 (1.07mm))



**30-581 Tool w/die 30-502**  
RG-58, RG-59/62, BNC/TNC Coax Connectors (Hex. 0.255 (6.48mm), 0.213 (5.41mm), 0.068 (1.73mm))



**30-582 Tool w/die 30-503**  
F-Type CATV RG-59, RG-6 Connectors (Hex. 0.350 (8.89mm) 0.320 (8.13mm), 0.255 (6.48mm))



**30-587 Die only**  
RG-58, RG-174 and G-8218 for both 50 and 75 ohm cables (Hex 0.213 (5.41mm), 0.178 (4.52mm), 0.068 (1.73mm), 0.042 (1.07mm))



**30-593 Die only**  
Mini UHF and BNC/TNC 5 cavity (Hex. 0.052 (1.32mm), 0.068 (1.73mm), 0.100 (2.54mm), 0.213 (5.41mm), 0.255 (6.48mm))



**30-579 Tool w/die 30-500**  
22-10 AWG (.324mm<sup>2</sup> - 5.261mm<sup>2</sup>) insulated terminals/color coded nests



**30-580 Die only**  
22-8 AWG (.3mm<sup>2</sup> - 8mm<sup>2</sup>) non-insulated terminals



**30-586 Die only**  
22-12 AWG (.324mm<sup>2</sup> - 3.31mm<sup>2</sup>) Non-Insulated Open Barrel Connectors, Commercial Type



**30-594 Die only**  
Fully Insulated quick disconnect terminals with thinner wire barrels 22-10 AWG (.324mm<sup>2</sup> - 5.261mm<sup>2</sup>)



**30-502**



**30-503**



**30-500**

## Crimp-On F-Connectors

Nickel plated brass connectors designed for indoor coax terminations for video and other RF applications



- RG-59, RG-6, RG-6 Quad versions are available
- All versions require a hex crimp to secure cable to connector
- 1/4 in. x 1/4 in. cable prep for all models
- Crimp with 30-503 Crimpmaster™ Crimp tool
- Hex crimp sizes: RG-59 and RG-6, .320" cavity. RG-6 Quad, .350" cavity

Description	Quantity	Part No.	Quantity	Part No.
RG-6 F Crimp-on Coax Connector	Card of 10	<b>85-037</b>	Card of 50	<b>85-017</b>
RG-6 F Quad Crimp-on Connector	Card of 10	<b>85-057</b>	—	—
RG-59 F Crimp-on Coax Connector	Card of 10	<b>85-036</b>	—	—

## Twist-On F-Connectors

- After cable is 1/4 in. x 1/4 in. stripped, simply twist on connector
- No termination tool required
- Available in two styles, RG-6 and RG-59



Description	Quantity	Part No.
F-Type RG-6 Twist-On Connector	Card of 4	<b>84-039</b>
	Card of 10	<b>85-053</b>
	Card of 50	<b>85-039</b>
F-Type RG-59 Twist-On Connector	Card of 4	<b>84-018</b>
	Card of 10	<b>85-035</b>

## F/BNC Connector Installation and Removal Tool



- Patented design works on BNC and F connectors
- Works on compression and hex connectors
- Comfort grip handle aids in installing and removing connectors on coax cable
- F-post for aid in cable to connector assembly

Description	Part No.
F & BNC Coax Connector Tool - 8 in. length	<b>35-046</b>

## Coax Strip & Crimp Tool



- Precision, form-ground stripping holes remove outer jacket and insulation from RG-59 and RG-6 coaxial cable
- Durable blades cut copper-coated steel conductors
- Three crimping nests for crimping F-connectors and ring terminals
- Cushioned, comfort-grip handles

Description	Part No.
Coax Strip & Crimp Tool	<b>30-433</b>

## F-Type Adapters & Terminators

- Nickel-plated brass construction
- For 75Ω applications

Image	Description	Quantity	Part No.
	3GHz F-Splice Adapter, high bandwidth, for standard and high definition applications, <0.25dB insertion loss, >25dB return loss	Card of 4	<b>85-339</b>
		Card of 10	<b>85-340</b>
	90° F-Adapter - F-female to F-male coax adapter	Card of 2	<b>85-070</b>
	BNC Female to BNC Female Adapter	Card of 2	<b>85-075</b>
		Card of 10	<b>92-817P</b>



## Impact Punchdown Tool

- Includes full 110 and 66 blades
- Adjustable high/low actuation setting accommodates termination requirements
- Turn-Lock™ Style blade holding design
- Impact-absorbing cushioned grip reduces operator stress for high volume installers



Description	Part No.
Punchmaster™ II Punchdown Tool w/full 110 & 66 blades	<b>35-485</b>

## Punchdown Tool Blades

Removable Blades		Part No.
110 Turn-Lock™ blade		<b>35-495</b>
66 Turn-Lock™ blade		<b>35-497</b>
110/66 combo blade w/cutting edges		<b>35-407</b>
Krone® blade		<b>35-478</b>
Bix® blade		<b>35-479</b>

Bix® is a registered trademark of Nortel. Krone® is a registered trademark of Krone, Inc.

## Probe Pic & Spudger



- For isolating conductors and removing terminated wires from voice and data IDC contacts

Description	Part No.
Probe Pic & Spudger	<b>35-473</b>

## RJ-11 Voice Modular Plugs

- 6 position plugs for use in traditional landline phone applications and other RJ-11/12 terminations
- Provides 1, 2 or 3 lines of service. 3 lines requires 85-345
- 50 micron gold contacts
- Two versions available - 6 contacts and 4 contacts



Description	Quantity	Part No.
6-Position 6-Contact, RJ-11 (RJ-12)	Card of 25	<b>85-345</b>
6-Position 4-Contact, RJ-11	Card of 25	<b>85-344</b>

## Ratchet Telemaster™ Modular Plug Crimping Tool

- Heavy-duty version of the 30-496 Telemaster™ Tool
- Ratchet ensures full cycle crimping every time
- Crimps RJ-45 (8P8C) and RJ-11/12 (6P6C/6P4C) standard modular plugs
- Multi-function tool also cuts UTP/STP and strips CAT 5e/6 cable jacket and flat cable jackets
- Black oxide coated steel frame with cushioned handles for strength and comfort



Description	Part No.
Ratchet Telemaster™	<b>30-696</b>
Replacement Cut & Strip Blade Set	<b>LA-4102</b>

## Telemaster™ Modular Plug Crimping Tool

- Crimps Standard RJ-45 (8P8C) and RJ-11/12 (6P6C/6P4C) modular plugs
- Multi-function tool also cuts UTP/STP and strips round CAT 5e/6 cable jacket
- Black oxide coated steel frame with cushioned handles for strength and comfort



Description	Replacement Blade	Kit Part No.	Tool Only Part No.
Telemaster™ Crimping Tool RJ-45 and RJ-11/12	<b>LB-1747</b>	<b>33-700*</b>	<b>30-496</b>

\*Kit includes 10 each, RJ-45 8P8C, RJ-11 6P6C and RJ-11 6P4C modular plugs.

## Data/Voice Crimp Tool Kit

- Compact design is 2/3 the size of traditional crimp tools
- Crimps RJ-45 (8P8C) and RJ-11/12 (6P6C/6P4C) modular plugs
- One tool assembly process - cut, strip and crimp connectors on to CAT 3/5e/6 cables
- Black oxide coated steel core with spring loaded handle and locking feature



Description	Part No.
Data/Voice Crimp Tool Kit includes ten RJ-11 (6P6C) and ten CAT5e RJ-45 plugs	<b>33-396</b>

## FT-45™ Feed-Thru Modular Plug Crimp Tool



- FT-45™ Crimp Tool crimps feed-thru, standard and shielded connectors
- Crimps all IDEAL® RJ-45 modular plugs
- Compact design
- Long-lasting blade

Description	Part No.
FT-45™ Feed-Thru Modular Plug Crimp Tool	<b>30-495</b>
FT-45™ Replacement Blade	<b>30-4951</b>

## Feed-Thru Modular Plugs

- Feed-Thru modular plugs simplify twisted pair assembly process
- Verify conductor order before crimping
- Conductors trimmed flush by the tool
- Eliminates wasted connectors due to incorrect assembly
- Single-piece design
- Terminate with the 30-495 FT-45™ tool



Description	Card of 25	Card of 50	Bag of 100	Jar of 100
CAT5e Feed-Thru RJ-45 Modular Plugs	<b>85-370</b>	<b>85-371</b>	<b>85-372</b>	<b>85-372J</b>
CAT6 Feed-Thru RJ-45 Modular Plugs	<b>85-375</b>	<b>85-376</b>	<b>85-377</b>	<b>85-377J</b>

## CAT6A/6/5e Large Diameter Feed-Thru Modular Plugs

- Shielded and unshielded feed-thru modular plugs for cables with larger diameter conductors.
- For insulated individual conductor diameters of 0.040" to 0.048"
- Staggered pin and wire entry design
- Single piece design - no sleds or liners
- Terminate with the 30-495 FT-45™ tool



Description	Quantity	Part No.
CAT6A/6/5e Shielded Feed-Thru Modular Plugs	Card of 10	<b>85-363</b>
	Card of 25	<b>85-368</b>
	Jar of 50	<b>85-369</b>
CAT6A/6/ Unshielded Feed-Thru Modular Plugs	Card of 50	<b>85-385</b>

## CAT6 Single Piece RJ-45 Modular Plugs



- Single-piece design to simplify assembly
- 50 micron gold contacts, 8-position, 8-contact
- Suitable for solid or stranded conductors 23-24 AWG
- Not compatible with Crimpmaster™ RJ-45 Die Set

Description	Quantity	Part No.
CAT6 Standard RJ-45 Modular Plugs	Card of 25	<b>85-367</b>
	Card of 50	<b>85-362</b>
	Jar of 100	<b>86-367J</b>

## CAT6 RJ-45 Modular Plugs

- Three-piece design includes main body, sled and liner
- Crimps with a standard RJ-45 crimp tool
- 50 micron gold contacts, 8-position, 8-contact
- Suitable for solid or stranded conductors 23-24 AWG
- Not compatible with Crimpmaster™ RJ-45 Die Set



Description	Quantity	Part No.
CAT6 RJ-45 Modular Plugs	Card of 25	<b>85-366</b>

## CAT5e RJ-45 Modular Plugs

- Plugs support the latest cable system performance categories when installed in compliance with appropriate standards and methods
- Plugs work with 24 AWG solid or stranded conductors and round or flat cables.
- 50 micron gold contacts



Description	Quantity	Part No.
CAT5e Standard RJ-45 Modular Plugs	Card of 10	<b>85-147</b>
	Card of 25	<b>85-346</b>
	Card of 50	<b>85-396</b>
	Bag of 100	<b>86-396</b>
	Jar of 100	<b>86-396J</b>

## Strain Relief Boots for Modular Plugs



- Prevents broken connector tabs and snagging while extending connector life
- Minimizes cable bends that can reduce data speed and result in data loss
- Dampens cable movement and vibrations that can result in premature connector failure
- For CAT5e and CAT6 RJ-45 modular plugs, .225" max. cable diameter

Description	Quantity	Part No.
Strain Relief Boots for Modular Plugs	Card of 25	<b>85-380</b>
15 Strain Relief Boots and 15 8P8C RJ-45 CAT5e Modular Plugs	Card of 15	<b>85-379</b>

## Modular Plugs

	Name	CAT	Type	Feed-Thru	Shielded	Notes	Quantity	Part No.
	CAT6A/6/5e Shielded Feed-Thru	Multi	RJ-45 8P8C	✓	✓	For shielded or unshielded CAT6A, CAT6 or CAT5e with insulated conductor diameter of 0.040" to 0.048", max. jacket diameter of .320"	Card of 10	<b>85-363</b>
							Card of 25	<b>85-368</b>
							Jar of 50	<b>85-369</b>
	CAT6A/6 0.048" Feed-Thru	6A/6	RJ-45 8P8C	✓		For unshielded CAT6A/6 with insulated conductor diameter of 0.040" to 0.048"; max jacket diameter of .320"	Card of 50	<b>85-385</b>
	CAT6 Feed-Thru	6	RJ-45 8P8C	✓		For unshielded CAT6 with 23 or 24 AWG conductors with a max. insulated conductor diameter of 0.041", max. jacket diameter of .290"	Card of 25	<b>85-375</b>
							Card of 50	<b>85-376</b>
							Bag of 100	<b>85-377</b>
							Jar of 100	<b>85-377J</b>
	CAT6 Single Piece Standard	6	RJ-45 8P8C			For unshielded CAT6 with 23 or 24 AWG conductors with a max. insulated conductor diameter of 0.041", max jacket diameter of .290"	Card of 25	<b>85-367</b>
							Card of 50	<b>85-362</b>
							Jar of 100	<b>86-367J</b>
	CAT6 3-Piece Standard	6	RJ-45 8P8C			3 piece assembly of body, sled and liner. For unshielded CAT6 with 23 or 24 AWG conductors with a max. insulated conductor diameter of 0.041", max. jacket diameter of .290"	Card of 25	<b>85-366</b>
	CAT5e Feed-Thru	5e	RJ-45 8P8C	✓		For unshielded CAT5e with 23 or 24 AWG conductors with a max. insulated conductor diameter of 0.041", max. jacket diameter of .270"	Card of 25	<b>85-370</b>
							Card of 50	<b>85-371</b>
							Bag of 100	<b>85-372</b>
							Jar of 100	<b>85-372J</b>
	CAT5e Shielded Feed-Thru	5e	RJ-45 8P8C	✓	✓	For shielded CAT5e with 24 AWG conductors with a max. insulated conductor diameter of 0.041", max. jacket diameter of .270"	Card of 25	<b>85-365</b>
	CAT5e Shielded	5e	RJ-45 8P8C		✓	For shielded CAT5e with 24 AWG conductors with a max. insulated conductor diameter of 0.041", max. jacket diameter of .270"	Card of 25	<b>85-361</b>
	CAT5e Standard	5e	RJ-45 8P8C			For unshielded CAT5e with 23 or 24 AWG conductors with a max. insulated conductor diameter of 0.041", max. jacket diameter of .270"	Card of 10	<b>85-147</b>
							Card of 15*	<b>85-379</b>
							Card of 25	<b>85-346</b>
							Card of 50	<b>85-396</b>
							Bag of 100	<b>86-396</b>
Jar of 100	<b>86-396J</b>							
	Snagless Strain Relief Boot	5e/6	RJ-45 8P8C			Blue color, slide on snagless boot, max. cable diameter of 5.5mm/.220"	Card of 25	<b>85-380</b>
	6-Contact Voice Plug	3	RJ-11/12 6P6C			6-position, 6-contact voice grade modular plug, max. 24 AWG conductors	Card of 25	<b>85-345</b>
	4-Contact Voice Plug	3	RJ-11 6P4C			6-position, 4-contact voice grade modular plug, max. 24 AWG conductors	Card of 25	<b>85-344</b>

\*Includes 15 Strain Relief Boots


## Low-Voltage IDC

IDC Insulation Displacement Connectors, (jellybeans), are 2 or 3 wire butt-splice connectors used to repair, extend, or add new lines in traditional telecommunications/voice and common low-voltage/signal applications.

Four connectors are available: UR, UY, UR2 and UY2. Red connectors are for 2 or 3-wires and Yellow connectors are for 2-wires. The UR2 and UY2 versions are slightly larger and handle thicker insulation diameters.

All connectors include an internal moisture resistant gel sealant for protection when installed in outdoor locations. Crimping of the connectors requires a parallel action tool to avoid uneven crimps. The IDEAL 33-719 tool is designed for use with all of our IDC connectors.

To use the connectors: Insert all unstripped conductors into the ports until they pass the internal bus bar and reach the end of the connector. Place the connector assembly on the 33-719 flat pad surface and slowly squeeze until the colored cap snaps down into place over the conductors.



## Insulation Displacement Connectors



UR



UY



UR2



UY2

IDC connectors create fast splice and tap connections on solid copper wires. Designed for low voltage telecommunication cables.

- Moisture-resistant sealant protects wires from corrosion
- Use 33-719 tool for proper crimping force and crimping angle

Model	Color	Ports	Conductor Range	Max. Insulation Diameter	Quantity	Part No.
UR	Red	3	19-26 AWG	0.066"	Card of 25	<b>85-925</b>
					Card of 100	<b>86-925</b>
UY	Yellow	2	22-26 AWG	0.060"	Card of 25	<b>85-950</b>
					Card of 100	<b>86-950</b>
UR2	Red	3	19-26 AWG	0.082"	Card of 100	<b>86-930</b>
UY2	Yellow	2	19-26 AWG	0.082"	Card of 100	<b>86-955</b>

## Telephone/Data Cable Splice and Repair Kit

- All in one specialty tool for crimping UR/UY/UB IDC splice connectors
- Features a parallel crimping surface to prevent damage to connectors during crimping process
- Two stripping holes for 22 to 24 AWG (phone/twisted pair) cables
- Cutter for cable and conductor trimming



Description	Part No.
Kinetic® Super Wire Stripper/Crimper Kit - includes 25 IDC connectors (UR, 3-Wire Butt Splice)	<b>33-719</b>



## PrepPRO® Coax/UTP Cable Stripper

- Auto adjusting blade depth for 6/6Quad/59 coax cable
- Strips RG-59/6 Plenum cables
- 1/4 in. x 1/4 in. coax preparation
- Replaceable blade cartridges
- CAT5e/6 jacket stripping
- Spring loaded for consistent cutting force



Description	Part No.
PrepPRO® Coax/UTP Cable Stripper	<b>45-605</b>
Replacement Coax Cartridge	<b>45-6051</b>
Replacement UTP/STP Jacket Cartridge	<b>45-6052</b>

## Ringer™ Adjustable Blade Strippers

- Four models cover cable diameters up to 9/16 in.
- All models include two adjustable depth blades and one adjustable round slitting blade
- Common uses are for fiber jackets, mini-coax prep, twisted pair cables and other specialty copper cables where standard stripping products are not available
- Replacement blades available for all models



Description	Typical RG Cables	Replacement Blade*	Part No.
Cable Stripper, up to 1/8 in. (3.2mm) O.D (Gray)	RG-174, RG-187	<b>L-9225</b>	<b>45-162</b>
Cable Stripper, 1/8 in. (3.2mm) to 7/32 in. (5.556mm) O.D. (Blue)	Mini Coax RG-58,CB	<b>L-9225</b>	<b>45-163</b>
Big Blue Cable Stripper, 1/4 in. (6.4mm) to 9/16 in. (14.3mm) O.D. (Blue)	RG-11, RG-8	<b>L-9226</b>	<b>45-164</b>
Cable Stripper, 3/16 in. (4.8mm) to 5/16 in. (8mm) O.D. (Black)	RG-59/6, UTP Cable	<b>L-9225</b>	<b>45-165</b>

\*A set of blades consists of three straight blades and one round blade.

## Adjustable Blade Coax Stripper

- Three blade model for prepping coax cables RG-59 to RG-11
- Adjustable blade depth (hex wrench included in handle) for fine calibration to any cable jacket thickness and overall diameter.
- All blades are spaced approximately 1/4 in. apart for compatibility with traditional compression or crimp connectors requiring a 1/4 in. x 1/4 in. cable preparation.
- Blades can be adjusted to a no-cut position for most size cables when only a single blade is needed.
- Slider bar offers fast variation in blade depth without need for adjusting the individual hex screws.



Description	Part No.
Coax Stripper - 3 Step (Black cartridge)	<b>45-520</b>

## Coax Stripmaster® Wire Strippers

- Provides variable stripping lengths
- Knife-type blades feature multiple hole diameters sized for two step removal of outer jacket insulation and center conductor



Description	Part No.
Coax Stripmaster® for RG-6 Coax Cable	<b>45-262</b>
Coax Stripmaster® for RG-59 Coax Cable	<b>45-265</b>

## Round Cable Slitting & Ringing Tool

- Cuts around cable jacket as well as slits the length of jacket for easy removal
- Use with single or multiple conductor cable up to 1.75 in. O.D.
- Blade adjusts for jacket thicknesses up to .125 in.
- Spare blade in handle base



Description	Replacement Blade*	Part No.
Round Cable Slitting and Ringing Tool	<b>LB-1748</b>	<b>45-144</b>

\*2/package

## Data T<sup>®</sup>-Cutter

- Cuts round copper cable and helps maintain cable geometry
- Compact size is smaller and lighter than traditional 9" cable cutters
- Steel reinforced center conductors can be trimmed with bolt cutting holes
- Locking latch keeps tool closed in pouch



Description	Part No.
Data T <sup>®</sup> -Cutter	<b>45-074</b>

## Electrician's Scissors

- Designed for use in telephone and electrical service applications
- Cut up to 16 AWG solid and 12 AWG stranded wire
- Serrated surface on back blade edge cleans wire and straightens twisted pair conductors
- Stripping notches strip 19 and 23 AWG wire
- Chrome over nickel plating



Description	Part No.
Electrician's Scissors w/stripping notches	<b>35-088</b>

## Cable Splicing Kit

- Kit designed for use in telephone and electrical service applications
- High carbon steel blade in Splicing Knife remains sharp and cuts easily through many insulation types
- Kit includes Scissors 35-088, Splicing Knife 35-1091 and Leather Holder



Description	Part No.
Cable Splicing Kit	<b>35-093</b>
Cable Splicing Knife (only)	<b>35-1091</b>

## 2.4 GHz Satellite & Digital TV Splitters



- Designed for easy mounting over cable
- All ports are F female connectors, 75Ω
- Two grounding screws eliminate the need for grounding block
- All ports power pass

Description	Part No.
2-Way, 5MHz - 2.4GHz	<b>85-332</b>
3-Way, 5MHz - 2.4GHz	<b>85-333</b>
4-Way, 5MHz - 2.4GHz	<b>85-334</b>

## 1 GHz Cable TV/General Purpose Splitters



- Nickel-plated housing, soldered back
- High-performance Printed Circuit Board design

Description	Part No.
High Performance Cable Splitter, 5MHz-1GHz, 2-Way	<b>85-132</b>
High Performance Cable Splitter, 5MHz-1GHz, 3-Way	<b>85-133</b>
High Performance Cable Splitter, 5MHz-1GHz, 4-Way	<b>85-134</b>

## Master Series Network Service Kit



- Kit allows user to cut, strip, terminate and test data cables. Use for CAT5e, CAT6 and voice installations.

Description	Part No.	
Master Series Network Service Kit	<b>33-706</b>	
Kit Includes:	Qty.	Part No.
Ratchet Telemaster™	1	<b>30-696</b>
PRO Amplifier Probe & Tone Generator Kit	1	<b>33-864</b>
Cable Splicing Kit	1	<b>35-093</b>
Large Mouth Bag, 13 in.	1	<b>35-410</b>
Probe Pic and Spudger	1	<b>35-473</b>
Punchmaster™ II w/110 & 66 Blades	1	<b>35-485</b>
7-in-1 Twist-a-Nut™ Screwdriver	1	<b>35-908</b>
UTP/STP Stripper	1	<b>45-165</b>
Kinetic Super™ Wire Stripper/IDC Crimper	1	<b>45-719</b>
LinkMaster™ Tester	1	<b>62-200</b>
8-Position CAT5e RJ-45 Modular Plugs	50	<b>85-396</b>

## Pro XL Compression Hip Kit

- Cut, strip and terminate compression connectors in one handy professional tool kit.
- For F/BNC/RCA compression



Description	Part No.	
Pro XL Compression Hip Kit	<b>33-793</b>	
Kit Includes:	Qty.	Part No.
OmniSeal™ Pro XL Compression Tool	1	<b>30-793</b>
Data T®-Cutter	1	<b>45-074</b>
PrepPRO® Coax (59/6/6Q)/UTP Cable Stripper	1	<b>45-605</b>
Pouch with Belt Clip	1	—

## RF Coax Crimp & Compression Kit



- Professional kit for security and cable/satellite installers to crimp or compress F and BNC coax connectors. Multiple die sets offer a wide range of connectors to terminate.

Description	Part No.	
RF Coax Crimp & Compression Kit	<b>33-410</b>	
Kit Includes:	Qty.	Part No.
Ratchet Crimp Tool	1	<b>30-503</b>
Mechanic's Bag	1	<b>35-535</b>
RG-59 Cambridge-type Die Set	1	<b>30-573</b>
RG-174 Mini-59 Die Set	1	<b>30-576</b>
58/59 BNC/TNC Die Set	1	<b>30-581</b>
OmniSeal™ PRO XL Compression Tool	1	<b>30-793</b>
Data T®-Cutter	1	<b>45-074</b>
3-Step Adjustable Coax Stripper	1	<b>45-520</b>
RG-6 RTQ™ XR™ Compression F-Connector	50	<b>92-650</b>

## LinearX®3 Hip Kit

- Cut, strip and terminate F/BNC/RCA connectors in one handy starter tool kit.



Description	Part No.	
LinearX®3 Hip Kit	<b>33-622T</b>	
Kit Includes:	Qty.	Part No.
LinearX®3 Compression Tool	1	<b>33-632</b>
Data T®-Cutter	1	<b>45-074</b>
PrepPRO® Coax (59/6/6Q)/UTP Cable Stripper	1	<b>45-605</b>
RG-6 RTQ™ XR™ Compression F-Connector	10	<b>92-651</b>
Pouch with Belt Clip	1	—

## Feed-Thru RJ-45 Installation Hip Kit

- 3-piece kit to terminate, feed-thru and standard RJ-45 modular plugs
- For CAT5e/6/6a



Description	Part No.	
Feed-Thru RJ-45 Installation Hip Kit	<b>33-507</b>	
Kit Includes:	Qty.	Part No.
Electrician's Scissors	1	<b>35-088</b>
FT-45™ Feed-Thru Modular Plug Crimping Tool	1	<b>30-495</b>
PrepPRO® Coax (59/6/6Q)/UTP Cable Stripper	1	<b>45-605</b>
Pouch with Belt Clip	1	—

## Twisted Pair Termination Hip Kit

- 4-piece kit to terminate feed-thru and standard modular plugs as well as modular jack terminations
- For CAT5e/6/6a



Description	Part No.	
Twisted Pair Termination Hip Kit	<b>33-508</b>	
Kit Includes:	Qty.	Part No.
FT-45™ Feed-Thru Modular Plug Crimping Tool	1	<b>30-495</b>
Electrician's Scissors	1	<b>35-088</b>
Punch Down Tool	1	<b>35-485</b>
PrepPRO® Coax (59/6/6Q)/UTP Cable Stripper	1	<b>45-605</b>
Pouch with Belt Clip	1	—

## Pro Compression Starter Kit

- Starter kit includes both F and BNC connectors as well as professional tools to cut, strip and terminate coax cables.
- Designed for security and cable/satellite installation.



Description	Part No.	
Service Compression Kit	<b>33-639</b>	
Kit Includes:	Qty.	Part No.
OmniSeal™ PRO XL Compression Tool	1	<b>30-793</b>
Data T®-Cutter	1	<b>45-074</b>
PrepPRO® Cable Stripper	1	<b>45-605</b>
3GHz F-81 Splice Adapters	3	<b>85-340</b>
BNC Adapters	3	<b>85-075</b>
RG-59 InSITE® BNC Compression Connectors	10	<b>89-047</b>
RG-6 InSITE® BNC Compression Connectors	5	<b>89-048</b>
RG-59 Plenum InSITE® BNC Compression Connectors	5	<b>89-049</b>
RTQ™ XR™ RG-6 F Compression Connectors	25	<b>92-650</b>
RG-6 90° F Compression Connectors	3	<b>92-691</b>

## Economy Compression Kit

- Starter kit includes the tools and connectors to cut, strip and terminate coax cables.
- For use with F Connectors



Description	Part No.	
Economy Compression Kit	<b>33-620</b>	
Kit Includes:	Qty.	Part No.
LinearX®3 Compression Tool	1	<b>33-632</b>
Data T®-Cutter	1	<b>45-074</b>
PrepPRO® Coax (59/6/6Q)/UTP Cable Stripper	1	<b>45-605</b>
RG-59 RTQ™ Compression Connectors	10	<b>92-610</b>
RG-6 RTQ™ XR™ Compression Connectors	30	<b>92-650</b>



## Technician's Service Kit

- Kit includes tools to install twisted pair cable on blocks and data jacks.



Description	Qty.	Part No.
Technician's Service Kit		<b>33-505</b>
<b>Kit Includes:</b>	<b>Qty.</b>	<b>Part No.</b>
Electrician's Scissors w/Stripping Notches	1	<b>35-088</b>
Probe Pic & Spudger	1	<b>35-473</b>
Punchmaster™ Punchdown Tool w/110 & 66 Blades	1	<b>35-485</b>
7-in-1 Twist-a-Nut™ Screwdriver/Nutdriver	1	<b>35-908</b>
UTP/STP Stripper	1	<b>45-165</b>
Nylon case	1	<b>62-205</b>

## RJ-45/11 Four, Six & Eight-Position Combination TelCom Termination Kit

- TelCom Kit is designed for the user who will terminate RJ-11 and RJ-45 twisted pair cables.



Description	Qty.	Part No.
TelCom Termination Kit		<b>33-704</b>
<b>Kit Includes:</b>	<b>Qty.</b>	<b>Part No.</b>
Telemaster™ for RJ-11/RJ-45 Plugs	1	<b>30-496</b>
6P4C RJ-11 Modular Plugs	15	<b>85-344</b>
6P6C RJ-11 Modular Plugs	15	<b>85-345</b>
8P8C RJ-45 CAT 5e Modular Plugs	15	<b>85-346</b>

## RJ-45 Termination Kit

- Suited for the user who will cut and terminate RJ-45 Modular Plugs.



Description	Qty.	Part No.
RJ-45 Termination Kit		<b>33-750</b>
<b>Kit Includes:</b>	<b>Qty.</b>	<b>Part No.</b>
Telemaster™ for RJ-11/RJ-45 Plugs	1	<b>30-496</b>
UTP/Coax Stripper	1	<b>45-165</b>
8-Position RJ-45 CAT5e Modular Plugs	50	<b>85-346</b>

## Telemaster™ Crimp Kit



Description	Qty.	Part No.
Telemaster™ Crimp Kit		<b>33-700</b>
<b>Includes:</b>	<b>Qty.</b>	<b>Part No.</b>
Telemaster™ for RJ-11 (1, 2, 3 pair) and RJ-45 Plugs	1	<b>30-496</b>
6-Position, 4-Contact RJ-11 Modular Plugs	10	<b>85-344</b>
6-Position RJ-11 Modular Plugs	10	<b>85-345</b>
CAT 5e 8-Position, 8-Contact RJ-45 Modular Plugs	10	<b>85-346</b>

## PRO Network/Telco Installer Kit

- Kit allows user to terminate modular plugs as well as data blocks or jacks.



Description	Qty.	Part No.
PRO Network/Telco Installer Kit		<b>33-506</b>
<b>Includes:</b>	<b>Qty.</b>	<b>Part No.</b>
Ratchet Telemaster™	1	<b>30-696</b>
Electrician's Scissors w/Stripper Notches	1	<b>35-088</b>
Probe Pic and Spudger	1	<b>35-473</b>
Punchmaster™ II w/110 & 66 Blades	1	<b>35-485</b>
Mechanic's Bag	1	<b>35-535</b>
UTP/STP Stripper	1	<b>45-165</b>
6-Position RJ-11 Modular Plugs	10	<b>85-345</b>
8-Position CAT5e RJ-45 Modular Plugs	50	<b>85-396</b>

## MiniLite-Strip™ Optical Fiber Stripper



- Small strip notch engineered and precision-ground to strip 900 micron or 250 micron buffer coatings from 125 or 140 micron fiber
- Larger round strip notch machined to remove the 3mm outer jacket
- Strip notches pre-set and locked, no field adjustment necessary

Description	Part No.
MiniLite-Strip™ Optical Fiber Stripper	<b>45-352</b>

## Serrated Kevlar® Cutter



- Superior quality high-carbon stainless steel with molybdenum and vanadium provides hard, razor-sharp edges
- Breaker notch cuts jacket and breaks fiberglass in one step
- Textured cushioned-grip handles
- Designed to cut up to 3mm fiber cables

Description	Part No.
Serrated Cutter w/Breaker Notch (U.S. Patent 7,017,462,B2)	<b>45-344</b>

Note: Kevlar® is a registered trademark of E. I. du Pont de Nemours and Company.

## Stripmaster® Ribbon Fiber Jacket Stripper



- Removes jacket from Ribbon Fiber without damage to the Kevlar® strength member of the Ribbon Fiber

Description	Part No.
Stripmaster® Wire Stripper Frame only	<b>L-5620</b>
Blade-set for use with Corning® Plenum and Riser Ribbon Fiber Cable	<b>LB-1152</b>
Blade-set for use with Corning® "Fanout" Ribbon Cable	<b>LB-1153</b>

Note: Kevlar® is a registered trademark of E. I. du Pont de Nemours and Company. Corning® is a registered trademark of Corning, Inc. Frame and blade set sold separately.

## DualScribe™ Double-Ended Fiber Optic Scribes



- Three professional quality blade styles to choose from to meet your specific needs - Ruby, Sapphire, Carbide
- 30° single bevel - DualScribe™ reversible blade doubles tool life
- Soft non-slip grip provides precise control during scribing
- Clear safety cap protects the blades from damage when not in use

Description	Part No.
Ruby Blade Fiber Optic Scribe (Red Handle)	<b>45-357</b>
Sapphire Blade Fiber Optic Scribe (Blue Handle)	<b>45-358</b>
Carbide Blade Fiber Optic Scribe (Black Handle)	<b>45-359</b>

# ALPHABETICAL INDEX

Item	Page
7-in-1 Stripper	B-18
<b>A</b>	
Accessories	
Power Tool	B-58
Tester & Meter	D-36
Adapter Kit	
Circuit Breaker	D-8
Adapters, F-Type	E-7
Adjustable	
Torque Screwdriver	B-37
Wrenches	B-23
Aluminum Benders	B-15
Amplifier Probe	E-3
Anchor Kits	B-86
Application Engineering	
Service	C-16
Application Guide	
MIL-SPEC	C-10 thru C-12
Apron	B-51
Aqua-Gel® Cable Pulling	
Lubricant	B-10
Arbor Extensions	B-64
Arbors	B-64
ArmourBand™ Insulating	
Wraps	B-74
Auger Bits	B-66
Awl	B-35
<b>B</b>	
B-CAP®	
Wire Connectors	A-10, A-19
B-TAP® Insulation	
Connectors	A-36
B-TWIST™ Wire	
Connectors	A-10
Backpacks	B-48, B-49
Bags	
Large Mouth	B-49, B-51
Mechanics Tool	B-51
Small Parts	B-51
Tool	B-51
Band Saw Blades	B-68
Barricade Tapes	B-76
Barrier Strips	A-35
Battery Pack	
Circuit Tracer	D-4, D-6
Belt, Tool	B-50, B-52
Bender Pocket Guide	B-15
BenderBoot™	B-15
Benders	B-14, B-15
Bi-Metal Hole Saws	B-63
Bits	
Auger	B-66
Installer	B-69
Screwdriver	B-38, B-39
Blades	
Band Saw	B-68
Hacksaw	B-24
Punchdown	E-8
Reciprocating	B-67, B-68
Stripmaster® Lite	
Wire Stripper	C-6
Stripmaster® Wire Stripper	C-6
Blued-Steel™ Fish Tapes	B-4
Breaker Lockouts	B-100, B-101
Buchanan Street Light	
Kits	A-26 thru A-28
Bushings	B-86
Butt Splices	A-32
<b>C</b>	
Cabinet Screwdrivers	B-33
Cable Clamps	B-83
Cable Cutters	B-23, B-26, B-27
Insulated	B-45
Long-Arm	B-28
PowerBlade™	B-27
Ratcheting	B-28
Cable Lockout	B-102
Cable Pulling Lubricant	B-10
Cable Ripper	B-19
Cable Slitting Tools	B-19

Item	Page
Cable Splicing Kit	E-13
Cable Stackers	B-85
Cable Staples	B-85
Cable Strippers	B-19, E-12
Cable Stripper, Ringer Shielded	
C-13	
Cable Tester	E-3
Cable Tie Tool	B-83
Cable Ties	B-78 thru B-81
Multi-Purpose	B-81
Plenum	B-80
Can Light Hole Saw	B-69
Carbide Hole Cutters	B-59
Carriers, Tool	B-49, B-52
Carrying Cases	D-38
Cat 6/5e Modular Plugs	E-9
Chain Switches	B-88
Circuit Analyzer	D-10 thru D-12
Circuit Breaker	
Finder	D-7 thru D-9
Circuit Tester	D-28
Circuit Tracers	D-3 thru D-6
Battery Pack	D-4, D-6
Inductive Clamp	D-4, D-6
Kits	D-4
Receiver	D-4, D-5
Test Lead Set	D-4, D-6
Transmitter	D-4, D-6
Clamp Meters	D-13 thru D-18
TightSight®	D-16, D-17
ClearGlide® Wire Pulling	
Lubricant	B-9
Coax Crimp & Compression Kit	E-14
Combo Tool	B-18
Compression	
Connectors	E-4, E-5
Kit	E-15
Tool	E-4
Conduit Benders	B-14, B-15
Conduit Markers	B-104
Conduit Measuring Tape	B-12
Connectors	
Compression	E-4, E-5
Crimp	A-20, A-21
Crimp-On	E-7
Insulation	A-36
Low-Voltage	E-11
Snap-In	B-86
Twist-On	E-7
Wire	A-5 thru A-14
Continuity Tester	D-25
Corrosion Tape	B-72
Cradle	D-4, D-6
Crimp Connectors	A-20, A-21
High-Temp Pre-Insulated	A-21
Crimp Die Sets	E-6
Crimp Kit	E-8, E-16
Crimpmaster® Crimp Tool	E-6
Crimps	
Terminal	A-29 thru A-32
Tools	A-20, B-18 B-26
E-6, E-7, E-8	
Crimp-On Connectors	E-7
Cushioned-Grip	
Screwdrivers	B-33 thru B-35
Custom Stripmaster®	
Wire Stripper	C-7, C-8
Cutters	
Cable	B-23, B-26, B-27
Data	E-13
Serrated	E-17
V-Notch	C-12
Wire	B-19
Cutters, Hole	B-59, B-60
<b>D</b>	
Data T®-Cutter	E-13
DataCom	
Kits	E-14 thru E-16
Testers	E-3
Deburring Tool	B-32
Devices, Lockout	B-102

Item	Page
Diagonal-Cutting Pliers	B-22
Die Sets, Crimp	E-6
Digital	
Light Meter	D-34, D-35
Multimeters	D-19 thru D-22
Divider Pouch	B-51
Duct Seal	B-76
Disconnects	A-31, A-32
Luminaire	A-16
Door Switch	B-88
Drill Bits, Flexible	B-69
Drill Taps	B-62
Ductile Iron Benders	B-15
<b>E</b>	
Electrical	
Crimp Terminals	A-29 thru A-32
Tape	B-70 thru B-76
Electrician's Tote	B-51
Electronics Screwdrivers	B-35
Engraving Tool	B-26
Ergo-Elite Stripmaster® Wire	
Stripper	C-9
Ergonomic Hacksaw	B-24
<b>F</b>	
F-Connector Tool	E-7
F-Connectors	E-7
Feed-Thru	
Installation Kit	E-15
Modular Plugs	E-9, E-10
Fiber Optic Scribes	E-17
Fiber Stripper	E-17
Fiberglass Fish Tapes	B-5
Fish Tape	
Leaders	B-6
Parts	B-6
Repair Kits	B-6
Replacement Kits	B-6
Swivel Ball	B-6
Fish Tapes	B-3 thru B-6
Blued-Steel™	B-4
Fiberglass	B-5
Gold-Fish®	B-5
Non-Conductive	B-5
S-Class® Fiberglass	B-5
Stainless Steel	B-4
Volt-Guard	B-5
Zoom™	B-4
Fishing Poles	B-7
Flexible Drill Bits	B-69
Foam Carriers	B-13
Folding Saw	B-24
Fork Meters	D-15, D-18
Fuse Pullers	B-46
Fuses, Tester/Meter	D-21
<b>G</b>	
Gold-Fish® Fish Tapes	B-5
Greenie® Grounding Wire	
Connectors	A-6
Gripper Pads	C-8
Grommets	B-86
Ground Resistance	
Tester	D-34, D-35
Grounding	
Products	A-17 thru A-19
Screws	A-19
Tails	A-18
Wire Connectors	A-6, A-19
<b>H</b>	
Hacksaws & Blades	B-24
Hammer	B-25
Hand Tool Kits	B-52
Hand Tools	B-17 thru B-37
Hasps	B-103
Heat Shrink	B-89 thru B-93
Kits	B-90
Tubing	B-91 thru B-93
Heavy-Duty	
Hacksaw	B-24
Lockout Tags	B-103

Item	Page
Heavy-Duty	
Wire Strippers	B-17
Hex Key Sets	B-24
High-Temp	
Pre-Insulated Crimp	
Connectors	A-21
Wire Connectors	A-5
Hole Cutters	B-59, B-60
Hole Saws	
Can Light	B-69
Carbide	B-59
Bi-Metal	B-63
Multi-Purpose	B-65
Holster, Tool	B-51
<b>I</b>	
Identification Ties	B-83
In-Sure® Push-In	
Wire Connectors	A-13, A-14
Inductive Clamp	
Circuit Tracer	D-4, D-6
Infrared	
Thermometers	D-32, D-33
Installer Bits	B-69
Insulated	
Cable Cutter	B-42
Crimp Tool	B-42
Knife	B-42
Nut Driver	B-43
Pliers	B-42
Screwdrivers	B-43
Staples	B-85
Tool Kits	B-44, B-45
Tools	B-40 thru B-46
Wire Stripper	B-18, B-42
Insulating Wraps	B-74
Insulation	
Connectors	A-36
Meter	D-34, D-35
Tester	D-34, D-35
Insulators	
Splice Cap	A-20
Wrap-Cap®	A-20
<b>J</b>	
Jab Saw	B-24
Jumpers	A-34
<b>K</b>	
Keystone Screwdrivers	B-33
Kits	
Anchor	B-86
Bi-Metal Hole Saw	B-64
Cable Splicing	E-13
Circuit Tracer	D-4
Coax Crimp & Compression	E-14
Compression	E-15
Crimp	E-8, E-16
DataComm	E-14 thru E-16
Feed-Thru Installation	E-15
Fish Tape Repair	B-6
Fish Tape Replacement	B-6
Fishing Poles	B-7
Heat Shrink	B-90
Hole Cutter	B-59
Insulated Tool	B-44
Lockout/Tagout	B-95 thru B-99
Network	E-14, E-16
Safety	B-95
Technician's Service	E-16
Telephone/Data Cable	E-11
Termination	E-16
Test-Tone-Trace	E-3
Tool	B-52 thru B-57
Twisted Pair Termination	E-15
Wire Connector	A-12
Knives	
Insulated	B-42
Pocket	B-25
Utility	B-24

## ALPHABETICAL INDEX

<b>Item</b>	<b>Page</b>	<b>Item</b>	<b>Page</b>	<b>Item</b>	<b>Page</b>	<b>Item</b>	<b>Page</b>
<b>L</b>		OmniSeal™ Pro XL Compression Tool..... E-4		Screwdrivers B-29 thru B-35, B-37 Adjustable Torque..... B-37 Bits..... B-39 Cabinet..... B-33 Cushioned-Grip... B-33 thru B-35 Electronic..... B-35 Insulated..... B-43 Keystone..... B-33 Multi-Bit..... B-30, B-31 Off-Set..... B-35 Phillips..... B-33 Quick Change..... B-37 Quick Rotating..... B-35 Sets..... B-34 Square..... B-33 Twist-a-Nut™..... B-31, B-32		Switches..... Toggle..... B-87	
Labels, Lock..... B-103		<b>P</b>		Scribes, Fiber Optic..... E-17		Swivel Ball, Fish Tape..... B-6	
Large Mouth Bags..... B-49, B-51		Padlocks..... B-103		Sealant, Duct..... B-76		<b>T</b>	
Leaders, Fish Tape..... B-6		Pads		Selection Chart, Test Lead..... D-37		Taps	
Levels..... B-25		Mastic..... B-72		Set Screw		Barricade..... B-76	
Light Meter..... D-34, D-35		Mounting..... B-82		Holder Tool..... A-21		Corrosion..... B-72	
Line Packages..... B-13		Parallel Splices..... A-32		Wire Connectors..... A-21		Electrical..... B-70 thru B-76	
LinearX <sup>3</sup> Compression Tool... E-4		Pen..... B-84		Set, Off-Set Screwdriver..... B-35		Fish..... B-3 thru B-6	
Linesman Pliers..... B-22		Phase Rotation		Sets		Measuring..... B-25	
LinkMaster™ Tester..... E-3		Tester..... D-34, D-35		Nut Driver..... B-36		Rubber..... B-72	
Load Center..... B-84		Phillips Screwdrivers..... B-33		Screwdriver..... B-34		Specialty..... B-72	
Lock		Pigtails..... A-19		Shims, Spacer..... B-86		Underground..... B-75	
Box..... B-99		Pilot Bits..... B-59, B-64, B-65		Shoulder Straps..... B-52		Technician's Service Kit..... E-16	
Labels..... B-103		Pilot Drill..... B-59		Signs..... B-104		Telephone/Data Cable Kit..... E-11	
Stations..... B-100, B-101		Plenum Cable Ties..... B-80		Slip-Joint Pliers..... B-23		Terminals	
Lockout		Pliers..... B-21 thru B-23		SLK <sup>®</sup> Street		Strips..... A-33, A-34	
Breaker..... B-100, B-101		Diagonal-Cutting..... B-22		Light Kits..... A-22 thru A-25		Crimp..... A-29 thru A-32	
Cable..... B-102		Insulated..... B-42		Snap-In Connector..... B-86		Ring..... A-30	
Devices..... B-102		Linesman..... B-22		Socket Tool, Wire Connector A-12		Spade..... A-30	
Plugs..... B-101		Long-Nose..... B-22		Spacer Shims..... B-86		Spade Bits, Power..... B-69	
Switches..... B-102		Slip-Join..... B-23		Spade Terminals..... A-30		Specialty Tape..... B-72	
Tags..... B-103		Tongue & Groove..... B-22		Specialty Testers..... D-34, D-35		Splice Shims..... A-20	
Lockout/Tagout..... B-94, B-95, Kits..... B-99		Plug Lockouts..... B-101		Splice Line <sup>®</sup> In-Line Wire		Connectors..... A-13, A-14	
Lockouts		Pneumatic Wire Strippers..... C-15		Splices..... A-32		Spin-Twist Wire Connector	
Breaker..... B-100, B-101		Pocket Knives..... B-25		Tool..... A-12		Splitters..... E-13	
Plug..... B-101		Poles, Fishing..... B-7		Square Screwdrivers..... B-33		Stackers, Cable..... B-85	
Long-Arm Cable Cutters..... B-28		Pouch		Stainless Steel		Fish Tapes..... B-4	
Long-Nose Pliers..... B-22		Tool..... B-49, B-50, B-52		Wire Strippers..... B-18		Wire Strippers..... B-18	
Low-Voltage Connectors..... E-11		Zipper..... B-50, B-51, B-52		Staples, Cable..... B-85		Step Bits..... B-61	
Lubricants		Power Spade Bits..... B-69		Straps, Shoulder..... B-52		Strain Relief Boots..... E-9, E-10	
Wire Pulling..... B-8 thru B-11		Power Tool		Street Light Kits..... A-22 thru A-25		Straps, Light..... E-9, E-10	
Luminaire Disconnects..... A-16		Accessories..... B-58 thru B-69		Buchanan..... A-26 thru A-28		Strips	
<b>M</b>		PowerBlade™ Cable Cutters B-27		Barrier..... A-35		Terminal..... A-33 thru A-34	
Magnetic Hanging Strap..... D-36		PowerPlug <sup>®</sup> Luminaire		Terminal..... A-33 thru A-34		SureTest™ Circuit	
Markers		Disconnects..... A-15, A-16		Analyzer..... D-10 thru D-12		Tracer..... D-3 thru D-6	
Conduit..... B-104		Pre-Insulated Crimp		Switches..... B-87, B-88		Chain..... B-88	
Voltage..... B-104		Connectors..... A-21		Door..... B-88		Jab..... B-24	
Wire..... B-84		Premium Electrical Tape..... B-71		Rocker..... B-88		Scissors..... E-13	
Marking Pen..... B-84		Pro Series <sup>®</sup> ..... B-48 thru B-50		Switches..... B-87, B-88			
Mastic Pads..... B-72		Probe Pic & Spudger..... E-8		Chain..... B-88			
Measuring Tape, Conduit..... B-12		Pull Line..... B-12		Door..... B-88			
Measuring Tapes..... B-25		Punchdown Tool & Blades..... E-8		Rocker..... B-88			
Mechanics Tool Bag..... B-51		Push-In Wire Connectors A-13, A-14		Scissors..... E-13			
Meter		<b>Q</b>					
Clamp..... D-13 thru D-18		Quick Connects..... A-34					
Fork..... D-15, D-18		Quick Snap Connectors..... B-86					
Digital Light..... D-34, D-35		Quick Rotating Screwdriver B-35					
Insulation..... D-34, D-35		Quick-Change Screwdriver B-37					
MIL-SPEC Application		<b>R</b>					
Guide..... C-10 thru C-12		Ratcheting Cable Cutter..... B-28					
Modular Plug		Receiver, Circuit Tracer..... D-4, D-5					
Crimping Tool..... E-8, E-9		Receptacle					
Modular Plugs..... E-9, E-10		Testers..... D-26 thru D-28					
Mounting Pads..... B-82		Reciprocating					
MULETAPE <sup>®</sup> ..... B-12		Blades..... B-67, B-68					
Multi-Bit		Replacement Frames,					
Screwdrivers..... B-30, B-31		Stripmaster <sup>®</sup> ..... C-8					
Multi-Crimp Strip Tool..... B-18		Replacement Kits, Fish Tape... B-6					
Multi-Crimp Tools..... B-23		Replacement Parts,					
Multi-Purpose		Tester & Meter..... D-39					
Cable Ties..... B-81		Replacement Tips, Multi-Bit					
Hole Saws..... B-65		Screwdrivers..... B-30, B-31					
Multimeters,		Ring Terminals..... A-30					
Digital..... D-19 thru D-22		Ringer Shielded					
<b>N</b>		Cable Stripper..... C-13					
Network Kit..... E-14, E-16		Rocker Switches..... B-88					
NM Cable Wire Strippers..... B-18		Rope..... B-13					
Noalox™ Anti-Oxidant..... B-11		Rubber Mastic Tape..... B-72					
Non-Conductive Fish Tapes... B-5		Rubber Tape..... B-72					
Non-Contact Voltage		<b>S</b>					
Testers..... D-29 thru D-31		S-Class <sup>®</sup> Fiberglass Fish Tapes. B-5					
Nut Driver		Safety					
Insulated..... B-43		Kits..... B-95					
Nut Drivers..... B-36		Signs..... B-104					
<b>O</b>		Saws					
Off-Set Screwdriver Set..... B-35		Folding..... B-24					
Omega Stripmaster <sup>®</sup>		Jab..... B-24					
Wire Stripper..... C-12		Scissors..... E-13					



# ALPHABETICAL INDEX

<u>Item</u>	<u>Page</u>
<b>Tools</b>	
Modular Plug	
Crimping	E-8, E-9
Multi-Crimp	B-23
Punchdown	E-8
Set Screw Holder	A-21
Tap	B-32
Totes	B-51
<b>Transmitter, Circuit</b>	
Tracer	D-4, D-6
<b>Tubing</b>	
Heat Shrink	B-91 thru B-93
Twist-a-Nut™	
Screwdrivers	B-31, B-32
Twist-On Connectors	E-7
Twisted Pair Termination Kit	E-15
Twister® Al/Cu	
Wire Connectors	A-9
Twister® Pro Wire Connectors	A-7
Twister® Wire Connectors	A-7

<b>U</b>	
<b>Underground</b>	
Tapes	B-75
Wire Connectors	A-8
Utility Knife	B-24

<u>Item</u>	<u>Page</u>
<b>V</b>	
<b>V-Notch</b>	
Cutter	C-12
Stripper	B-18
VDV MultiMedia Cable Tester	E-3
Velocity™ Wire Pulling	
Lubricant	B-11
Vinyl Electrical Tape	B-71
Volt-Guard Fish Tapes	B-5
<b>Voltage</b>	
Markers	B-104
Testers	D-23 thru D-25

<b>W</b>	
<b>WeatherProof</b>	
Wire Connectors	A-8
Wing-Nut® Wire Connectors	A-6
WingTwist® Wire	
Connectors	A-11, A-19
Wipes	B-26
Wire Connector Socket Tool	A-12
Wire Connectors	A-5 thru A-14
B-CAP®	A-10, A-19
B-TWIST™	A-10
Wire Connectors	
Greenie® Grounding	A-6, A-19
Grounding	A-6, A-19

<u>Item</u>	<u>Page</u>
<b>Wire Connectors</b>	
High-Temp	A-5
In-Sure® Push-In	A-13, A-14
Push-In	A-13, A-14
Set Screw	A-21
SpliceLine®	A-13, A-14
Twister®	A-7
Twister® Al/Cu	A-9
Twister® Pro	A-7
Twister® ProFLEX™	A-7
UnderGround	A-8
WeatherProof	A-8
Wing-Nut®	A-6
WingTwist®	A-11, A-12, A-19
<b>Wire Connectors</b>	
Wire-Nut®	A-5
WireTwist®	A-11, A-12
Wire Cutter	B-19
T®-Cutter	C-12
Wire Fishing	B-3 thru B-13
Wire Management	B-77 thru B-86
Wire Markers	B-84
Wire Pulling Lubricant	B-8 thru B-11
Aqua-Gel®	B-10
ClearGlide®	B-9
Velocity	B-11
Yellow 77®	B-9

<u>Item</u>	<u>Page</u>
<b>Wire Stop, Custom</b>	
Stripmaster®	C-8
<b>Wire Strippers</b>	
Custom Stripmaster®	C-7, C-8
Ergo-Elite Stripmaster®	C-9
Heavy-Duty	B-17
Insulated	B-18, B-42
NM Cable	B-18
<b>Wire Strippers</b>	
Omega Stripmaster®	C-12
Pneumatic	C-15
Stainless Steel	B-18
Stripmaster®	C-5, C-6, E-12
Stripmaster® Lite	C-5, C-6
Stripmaster® Model 950	C-14
Wire-Nut® Wire Connectors	A-5
<b>WireTwist® Wire</b>	
Connectors	A-11, A-12
Wrap-Cap® Insulators	A-20
<b>Wrenches</b>	
	B-23

<b>Y</b>	
<b>Yellow 77® Wire Pulling</b>	
Lubricant	B-9

<b>Z</b>	
Zipper Pouch	B-50, B-51
Zoom™ Fish Tapes	B-4

# NUMERICAL INDEX

<u>Item</u>	<u>Page</u>
691.02	C-14
2007	A-20
2014	A-20
772271	B-84
772451	B-84
772453	B-84
774000	B-87
774002	B-87
774005	B-87
774008	B-87
774009	B-87
774010	B-87
774011	B-87
774013	B-87
774014	B-87
774016	B-87
774020	B-87
774035	B-88
774037	B-88
774056	B-88
774113	B-86
774136	B-84
775101	B-84
775102	B-84
775103	B-84
775104	B-84
10-398	B-52, B-57
10-466	B-52, B-57
11-113	B-26
11-200	B-26
11-201	B-26
172451L	B-86
20-LC	A-27
20-LC-U	A-27
2006S	A-20
2006SB	A-20
2007B	A-20
2011S	A-20
2011SB	A-20
2014B	A-20
20U	A-27
30-024	B-11
30-026	B-11
30-030	B-11
30-031	B-11
30-032	B-11
30-040	B-11
30-059	A-5
30-065	A-9
30-071	A-5
30-072	A-5
30-073	A-5
30-073J	A-5
30-074	A-5
30-074J	A-5
30-076	A-5
30-076J	A-5

<u>Item</u>	<u>Page</u>
30-082	A-16
30-083	A-16
30-087J	A-14
30-088J	A-14
30-090J	A-14
30-092	A-6, A-19
30-092J	A-6, A-19
30-102	A-16
30-1032	A-14
30-1032J	A-14
30-1033	A-14
30-1033J	A-14
30-1034	A-14
30-1034J	A-14
30-1039	A-14
30-1039J	A-14
30-103X	A-16
30-1042	A-14
30-1042J	A-14
30-1047	A-7
30-1066	A-8
30-1160	A-8
30-1161	A-8
30-1162	A-8
30-1163	A-8
30-1216	B-11
30-1260	A-8
30-1261J	A-8
30-1262J	A-8
30-1263J	A-8
30-1264	A-8
30-1342S	A-14
30-1347J	A-7
30-1361	A-8
30-1362	A-8
30-1363	A-8
30-144	A-7
30-146	A-21
30-148	A-21
30-151	A-5
30-152	A-5
30-153	A-5
30-159	A-5
30-1632	A-14
30-1633	A-14
30-1634	A-14
30-1642	A-14
30-165	A-9
30-171	A-5
30-172	A-5
30-173	A-5
30-174	A-5
30-176	A-5
30-187	A-14
30-188	A-14
30-190	A-14
30-192	A-6

<u>Item</u>	<u>Page</u>
30-2091	A-12
30-210	A-21
30-211	A-21
30-222	A-21
30-2255	A-16
30-2257	A-16
30-244J	A-7
30-245	A-21
30-249	A-21
30-251	A-5
30-252	A-5
30-253	A-5
30-259	A-5
30-265	A-9
30-271	A-5
30-272	A-5
30-273	A-5
30-274	A-5
30-276	A-5
30-292	A-6, A-19
30-310	A-21
30-311	A-21
30-3183	A-18
30-3184	A-18
30-3194	A-19
30-3201	A-18
30-322	A-21
30-3284	A-18
30-3285	A-18
30-3286	A-18
30-3287	A-18
30-3288	A-18
30-3289	A-18
30-330	B-32
30-331	B-32
30-3311	A-18
30-333	B-32
30-3385	A-18
30-3390	A-18
30-3392	A-18
30-3394	A-18
30-3396	A-18
30-3399	A-18
30-340	A-7
30-3402	A-18
30-3404	A-18
30-341	A-7
30-3410	A-18
30-3413	A-18
30-3414	A-18
30-3415	A-18
30-341J	A-7
30-342	A-7
30-3429	B-23
30-343	A-7
30-3430	B-22, B-54, B-55, B-56
30-3450	B-22

<u>Item</u>	<u>Page</u>
30-347	A-7
30-3470	A-19
30-3471	A-19
30-3480	A-18
30-3496	A-18
30-3523	A-16
30-353XJ	A-16
30-3570	A-19
30-3571	A-19
30-3580	A-18
30-3594	A-19
30-3627	A-5
30-3628	A-5
30-3629	A-5
30-365	A-9
30-372	A-16
30-382J	A-16
30-383X	A-16
30-410	A-20
30-411	A-20
30-412	A-20
30-428	B-18, B-56
30-429	B-23
30-430	B-22, B-53, B-54, B-55, B-56, B-57
30-433	B-19, E-7
30-445	A-20
30-447	A-20
30-450	B-22
30-451	A-6
30-451J	A-6
30-452	A-6
30-452J	A-6
30-454	A-6
30-482	B-18
30-495	E-9
30-4951	E-9
30-496	E-8
30-500	E-6
30-502	E-6
30-503	E-6
30-506	E-6
30-510	A-20
30-511	A-20
30-512	A-20
30-515	A-20
30-517	A-20
30-541	A-7
30-551	A-6
30-552	A-6
30-554	A-6
30-559	E-6
30-573	E-6
30-576	E-6
30-577	E-6
30-578	E-6
30-579	E-6

# NUMERICAL INDEX

Item	Page	Item	Page	Item	Page	Item	Page
30-580	E-6	30-C2222N	A-25	31-316	B-13	33-719	E-11
30-581	E-6	30-C2226	A-25	31-317	B-13	33-750	E-16
30-582	E-6	30-C2226N	A-25	31-318	B-13	33-793	E-14
30-586	E-6	30-C2616	A-24	31-319	B-13	33-856	E-3
30-587	E-6	30-C2616N	A-24	31-320	B-13	33-864	E-3
30-593	E-6	30-C2616T	A-24	31-321	B-13	33-866	E-3
30-594	E-6	30-C2626	A-25	31-322	B-13	34-001	B-46, B-95
30-6064	A-8	30-C2626N	A-25	31-323	B-13	34-002	B-42, B-44, B-45, B-46, B-56
30-610	A-20	30-HC2	A-25	31-324	B-13	34-003	B-46
30-6162	A-8	30-HC6	A-25	31-325	B-13	34-012	B-46
30-640J	A-7	30-HS2	A-25	31-327	B-13	34-015	B-46
30-641	A-7	30-S1212	A-24	31-328	B-13	34-016	B-46
30-641J	A-7	30-S1212D	A-24	31-338	B-12	35-001	B-26
30-642	A-7	30-S1212N	A-24	31-340	B-12	35-019	B-23
30-643J	A-7	30-S1212P	A-24	31-344	B-12	35-020	B-23
30-644J	A-7	30-S1222	A-25	31-347	B-12	35-021	B-23
30-645	A-21	30-S1222N	A-25	31-348	B-12	35-022	B-23
30-646	A-21	30-S2212	A-24	31-351	B-9	35-028	B-22, B-57
30-648	A-21	30-S2212D	A-25	31-355	B-9	35-029	B-22, B-53, B-54, B-55
30-649	A-21	30-S2212N	A-24	31-358	B-9	35-031	B-28
30-651	A-6	30-S2212T	A-24	31-365	B-9	35-031B	B-28
30-651J	A-6	30-S2222	A-25	31-371	B-10	35-032	B-28
30-652	A-6	30-S2222D	A-25	31-375	B-10	35-032B	B-28
30-652J	A-6	30-S2222N	A-25	31-378	B-10	35-033	B-28
30-654	A-6	30-S2222P	A-25	31-381	B-9	35-033B	B-28
30-673	A-5	31-004	B-4	31-385	B-9	35-036	B-22
30-674	A-5	31-010	B-4	31-3855	B-10	35-038	B-22, B-53,
30-682F	A-16	31-012	B-4	31-388	B-9	B-54, B-55, B-56, B-57	
30-682L	A-16	31-033	B-4	31-391	B-9	35-046	E-7
30-682M	A-16	31-035	B-4	31-395	B-9	35-052	B-23, B-56
30-683	A-16	31-036	B-4	31-398	B-9	35-052	B-55
30-687	A-14	31-038	B-4	31-421	B-10	35-052	B-56
30-688	A-14	31-050	B-4	31-425	B-10	35-053	B-28
30-690	A-14	31-051	B-4	31-435	B-10	35-056	B-28
30-696	E-8	31-052	B-4	31-466	B-13	35-057	B-28
30-727	B-53	31-055	B-4	31-467	B-13	35-075	B-32
30-728	B-53	31-056	B-4	31-468	B-13	35-076	B-27
30-729	B-54	31-057	B-4	31-469	B-13	35-078	B-27
30-730	B-54	31-058	B-4	31-470	B-13	35-083	B-32, B-55
30-747	A-7	31-059	B-4	31-471	B-13	35-088	E-13
30-765	A-9	31-060	B-5	31-472	B-13	35-093	E-13
30-793	E-4	31-061	B-5	31-473	B-13	35-096	B-32
30-803	A-5	31-062	B-5	31-475	B-13	35-097	B-32
30-840	A-7	31-063	B-5	31-476	B-13	35-098	B-32
30-841	A-7	31-064	B-5	31-477	B-13	35-100	B-23
30-842	A-7	31-065	B-5	31-479	B-13	35-102	B-23
30-843	A-7	31-066	B-4	31-480	B-13	35-1091	E-13
30-849	A-21	31-067	B-4	31-481	B-13	35-1298	B-34
30-851	A-6	31-074	B-4	31-541	B-6	35-1299	B-36
30-852	A-6	31-085	B-6	31-542	B-5	35-1300	B-34
30-872	A-5	31-086	B-5	31-544	B-5	35-1301	B-34
30-873	A-5	31-087	B-5	31-552	B-5	35-1302	B-36
30-874	A-5	31-088	B-5	31-554	B-5	35-146	B-24
30-876	A-5	31-090	B-4	31-601	B-76	35-147	B-24
30-902	A-12	31-091	B-4	31-605	B-76	35-150	B-33, B-34, B-53, B-54
30-9429	B-42, B-45	31-092	B-4	31-611	B-7	35-151	B-33, B-34
30-9430	B-42, B-44, B-45, B-95	31-093	B-4	31-612	B-7	35-152	B-33
30-944	A-7	31-094	B-6	31-631	B-7	35-154	B-33, B-34
30-992	A-6	31-096	B-4	31-633	B-7	35-156	B-33, B-34
30-B2216	A-24	31-141	B-5	31-643	B-7	35-158	B-33
30-C1212	A-24	31-144	B-5	31-644	B-7	35-161	B-33
30-C1212D	A-24	31-148	B-6	31-647	B-7	35-164	B-33, B-34, B-55, B-56, B-57
30-C1212N	A-24	31-150	B-5	31-648	B-7	35-166	B-33, B-34
30-C1212P	A-24	31-152	B-5	31-651	B-7	35-168	B-33
30-C1216	A-24	31-155	B-5	31-652	B-7	35-183	B-33, B-34
30-C1216D	A-24	31-156	B-6	31-653	B-7	35-184	B-33, B-57
30-C1216N	A-24	31-158	B-6	31-654	B-7	35-186	B-33, B-34, B-53,
30-C1216P	A-24	31-159	B-6	31-839	B-13	B-54, B-55, B-56, B-57	
30-C1222	A-25	31-160	B-5	31-840	B-13	35-188	B-33
30-C1222N	A-25	31-162	B-5	31-841	B-13	35-190	B-33
30-C1226	A-25	31-164	B-6	31-844	B-13	35-191	B-33
30-C1226N	A-25	31-165	B-5	31-845	B-13	35-193	B-33, B-34, B-54,
30-C1616	A-24	31-166	B-6	31-846	B-13	B-55, B-56, B-57	
30-C1616D	A-24	31-186	B-5	31-849	B-13	35-194	B-33, B-34,
30-C1616N	A-24	31-187	B-5	31-850	B-13	B-53, B-54, B-55, B-56, B-57	
30-C1616P	A-24	31-189	B-5	31-851	B-13	35-195	B-33
30-C1622	A-25	31-190	B-5	31-853	B-13	35-196	B-33
30-C1622N	A-25	31-200	B-5	31-854	B-13	35-200	B-35
30-C1626	A-25	31-201	B-5	31-855	B-13	35-202	B-35
30-C1626N	A-25	31-202	B-5	31-856	B-13	35-203	B-35
30-C2012	A-24	31-203	B-6	31-857	B-13	35-204	B-33
30-C2012N	A-24	31-207	B-5	33-396	E-8	35-205	B-25, B-55, B-56
30-C2012T	A-24	31-208	B-5	33-410	E-14	35-206	B-25
30-C2016	A-24	31-2128	B-4	33-505	E-16	35-207	B-25
30-C2016N	A-24	31-2143	B-9	33-506	E-16	35-208	B-25
30-C2016T	A-24	31-276	B-11	33-507	E-15	35-210	B-25, B-55, B-56
30-C2022	A-25	31-277	B-11	33-508	E-15	35-219	B-35
30-C2022N	A-25	31-278	B-11	33-620	E-15	35-238	B-25
30-C2026	A-25	31-291	B-10	33-622T	E-14	35-242	B-25, B-55, B-56, B-57
30-C2026N	A-25	31-295	B-10	33-632	E-4	35-260	B-24
30-C2216	A-24	31-298	B-10	33-639	E-15	35-261	B-24, B-56
30-C2216N	A-24	31-2982	B-4	33-700	E-8, E-16	35-262	B-24
30-C2216T	A-24	31-314	B-12	33-704	E-16	35-264	B-24
30-C2222	A-25	31-315	B-12	33-706	E-14	35-271	B-24

# NUMERICAL INDEX

Item	Page	Item	Page	Item	Page	Item	Page
35-272	B-24	35-812	B-66	35-954	B-30	36-415	B-69
35-273	B-24	35-813	B-66	35-965	B-52	36-417	B-69
35-274	B-24	35-814	B-66	35-969	B-52	36-419	B-69
35-275	B-24	35-815	B-66	35-9690	B-43, B-45	36-421	B-69
35-285	B-25, B-56	35-816	B-66	35-9691	B-44	36-422	B-69
35-287	B-25	35-817	B-66	35-9693	B-44	36-423	B-69
35-290	B-36	35-819	B-66	35-9695	B-44	36-432	B-69
35-291	B-36, B-54	35-820	B-66	35-971	B-66	36-500	B-64
35-292	B-36, B-54	35-821	B-66	35-972	B-66	36-501	B-64
35-293	B-36	35-822	B-66	35-975	B-52, B-55	36-502	B-64
35-294	B-36	35-823	B-66	35-975BLK	B-52	36-511	B-63
35-295	B-36	35-824	B-66	35-976	B-66	36-512	B-63
35-295	B-36	35-825	B-66	35-977	B-66	36-513	B-63
35-296	B-36	35-826	B-66	35-978	B-66	36-514	B-63
35-297	B-34	35-827	B-66	35-979	B-66	36-515	B-63
35-298	B-34	35-828	B-66	35-988	B-31	36-516	B-63
35-299	B-36	35-829	B-66	35-995	B-52	36-517	B-63
35-300	B-24, B-57	35-862	B-66	36-043	B-68	36-518	B-63
35-301	B-24	35-864	B-66	36-044	B-68	36-520	B-63
35-3028	B-22, B-54	35-866	B-66	36-046	B-68	36-521	B-63
35-3029	B-22, B-54	35-868	B-66	36-048	B-68	36-522	B-63
35-3038	B-22, B-54, B-55, B-56	35-870	B-69	36-054	B-67	36-523	B-63
35-3052	B-23, B-55	35-871	B-69	36-055	B-67	36-524	B-63
35-311	B-52, B-55	35-872	B-69	36-057	B-67	36-525	B-63
35-312	B-52	35-892	B-66	36-058	B-67	36-526	B-63
35-316	B-52	35-893	B-66	36-059	B-67	36-527	B-63
35-325	B-52	35-896	B-66	36-060	B-67	36-528	B-63
35-338	B-52	35-897	B-66	36-065	B-67	36-529	B-63
35-3420	B-22, B-54, B-55, B-56	35-898	B-66	36-066	B-67	36-530	B-63
35-402	B-51	35-899	B-66	36-067	B-67	36-531	B-63
35-403	B-51	35-9029	B-42, B-44, B-45, B-95	36-070	B-68	36-532	B-63
35-404	B-35	35-9038	B-42, B-44, B-45, B-95	36-071	B-68	36-533	B-63
35-406	B-35, B-55, E-7	35-9052	B-42, B-44, B-45	36-072	B-68	36-534	B-63
35-407	E-8	35-908	B-31, B-55, B-57	36-073	B-68	36-535	B-63
35-410	B-51	35-910	B-31, B-57	36-075	B-67	36-536	B-63
35-418	B-51	35-9100	B-44	36-085	B-67	36-537	B-63
35-420	B-22, B-54, B-57	35-9101	B-44	36-086	B-67	36-538	B-63
35-426	B-22	35-9102	B-45	36-087	B-67	36-539	B-63
35-427	B-51, B-56	35-9103	B-45	36-088	B-67	36-540	B-63
35-430	B-22, B-55, B-56	35-9104	B-43	36-090	B-67	36-541	B-63
35-440	B-22	35-9108	B-44	36-095	B-67	36-542	B-63
35-441	B-51	35-911	B-31	36-096	B-67	36-543	B-63
35-462	B-51, B-54, B-56	35-912	B-31	36-1/4-20	B-62	36-544	B-63
35-473	E-8	35-913	B-31	36-10/24	B-62	36-545	B-63
35-474	B-51	35-914	B-31	36-10/32	B-62	36-546	B-63
35-478	E-8	35-9147	B-42, B-43, B-44, B-45	36-12/24	B-62	36-547	B-63
35-479	E-8	35-9148	B-43	36-240	B-35	36-548	B-63
35-485	E-8	35-9149	B-43	36-241	B-35	36-549	B-63
35-495	E-8	35-915	B-31	36-242	B-35	36-550	B-63
35-497	E-8	35-9150	B-42, B-43, B-45	36-243	B-35	36-551	B-63
35-505	B-51, B-57	35-9151	B-42, B-43, B-45	36-244	B-35	36-552	B-63
35-511	B-61	35-9166	B-42, B-43, B-45	36-245	B-35	36-553	B-63
35-512	B-61	35-9168	B-42, B-43, B-45	36-246	B-35	36-554	B-63
35-513	B-61	35-9169	B-44	36-248	B-35	36-555	B-63
35-514	B-61	35-919	B-36	36-249	B-35	36-556	B-63
35-515	B-61	35-9193	B-42, B-43, B-45	36-300	B-59	36-557	B-63
35-516	B-61	35-9194	B-42, B-43, B-45	36-301	B-59	36-558	B-63
35-517	B-61	35-9196	B-43, B-45	36-302	B-59	36-559	B-63
35-520	B-61	35-922	B-32	36-303	B-59	36-560	B-63
35-521	B-61	35-923	B-32	36-304	B-59	36-561	B-63
35-522	B-61	35-926	B-32	36-305	B-59	36-562	B-63
35-523	B-61	35-927	B-32	36-306	B-59	36-563	B-63
35-524	B-61	35-9290	B-43, B-45	36-307	B-59	36-564	B-63
35-535	B-51	35-9291	B-43, B-45	36-308	B-59	36-570	B-64
35-5792	B-57	35-9292	B-43, B-44	36-309	B-59	36-571	B-64
35-5799	B-57	35-9293	B-43	36-310	B-59	36-572	B-64
35-5805	B-57	35-9294	B-43, B-45	36-311	B-59	36-573	B-64
35-598	B-69	35-9295	B-43, B-45	36-312	B-59	36-574	B-64
35-599	B-69	35-9296	B-43, B-45	36-313	B-59	36-575	B-64
35-655	B-51	35-9297	B-43	36-314	B-59	36-576	B-64
35-685	B-30	35-9305	B-45, B-95	36-315	B-59	36-577	B-64
35-688	B-31	35-932	B-37	36-316	B-59	36-6/32	B-62
35-690	B-33	35-933	B-37	36-317	B-59	36-600	B-62
35-691	B-33	35-933STD	B-37	36-318	B-59	36-700	B-61
35-692	B-33	35-933TP	B-37	36-350	B-65	36-701	B-61
35-693	B-33, B-54	35-934	B-37	36-351	B-65	36-702	B-61
35-694	B-33	35-9340	B-42, B-44, B-45	36-352	B-65	36-703	B-61
35-695	B-33	35-9350	B-43	36-353	B-65	36-704	B-61
35-726	B-66	35-9351	B-43	36-354	B-65	36-705	B-61
35-727	B-66	35-9352	B-43	36-355	B-65	36-706	B-61
35-728	B-66	35-936	B-37	36-356	B-65	36-8/32	B-62
35-729	B-66	35-937	B-37	36-357	B-65	37-000	B-48
35-731	B-66	35-939	B-30	36-358	B-65	37-001	B-49
35-732	B-66	35-940	B-30, B-31	36-359	B-65	37-010	B-49
35-781	B-26	35-941	B-30, B-31	36-360	B-65	37-011	B-49
35-781-1	B-26	35-942	B-30, B-31	36-361	B-65	37-012	B-49
35-782	B-26	35-9420	B-42, B-44, B-45	36-362	B-65	37-020	B-49
35-784BLK	B-52	35-943	B-30, B-31	36-363	B-65	37-022	B-50, B-95
35-790	B-56	35-945	B-30	36-364	B-65	37-023	B-50
35-794	B-57	35-946	B-30	36-365	B-65	37-024	B-49
35-800	B-55	35-947	B-30	36-366	B-65	37-025	B-50
35-808	B-56	35-949	B-30	36-367	B-65	37-030	B-49
35-809	B-55	35-950	B-52	36-368	B-65	37-031	B-49
35-810	B-66	35-950BLK	B-52	36-369	B-59	37-050	B-50
35-811	B-66	35-953	B-30	36-413	B-69	37-051	B-50

# NUMERICAL INDEX

Item	Page	Item	Page	Item	Page	Item	Page
37-052	B-50	44-817	B-102	45-235	B-19	46-328	B-91
37-053	B-50	44-818	B-96, B-97, B-98, B-99, B-101	45-247	B-18	46-33	B-71
37-055	B-50	44-819	B-98, B-99, B-101	45-248	B-18	46-330	B-91
37-056	B-50	44-820	B-98, B-99, B-102	45-249	B-18	46-343	B-92
37-057	B-50	44-821	B-102	45-2530	C-15	46-344	B-92
37-058	B-50	44-822	B-101	45-260	C-12, C-14	46-346	B-92
37-100	B-24	44-823	B-100	45-262	C-6, E-12	46-347	B-92
38-500	B-26	44-824	B-98, B-99, B-102	45-265	C-6, E-12	46-348	B-92
38-500BR	B-26	44-825	B-99, B-102	45-2777-1	C-13	46-35-BLU	B-71
41-697	B-84	44-829	B-102	45-2780-1	C-13	46-35-BRN	B-71
41-990	B-83	44-830	B-103	45-292	C-5	46-35-GRN	B-71
41-995	B-83	44-832	B-103	45-292-341	C-5	46-35-GRY	B-71
42-001	B-76	44-833	B-97, B-99, B-103	45-333	C-13	46-35-ORN	B-71, B-95
42-002	B-76	44-841	B-104	45-344	E-17	46-35-RED	B-71
42-003	B-76	44-843	B-103	45-352	E-17	46-35-VIO	B-71
42-012	B-76	44-846	B-102	45-353	C-12	46-35-WHT	B-71
42-051	B-76	44-847	B-102	45-357	E-17	46-35-YLW	B-71
42-052	B-76	44-848	B-97, B-103	45-358	E-17	46-350	B-92
42-101	B-75	44-849	B-96, B-97, B-98,	45-359	E-17	46-351	B-92
42-102	B-75	B-99, B-103		45-400	C-13	46-352	B-92
42-103	B-75	44-862	B-104	45-401	C-13	46-354	B-92
42-104	B-75	44-863	B-104	45-402	C-13	46-356	B-92
42-151	B-75	44-865	B-104	45-403	C-13	46-357	B-92
42-152	B-75	44-877	B-104	45-404	C-13	46-358	B-92
42-201	B-75	44-878	B-104	45-415	B-17, B-56	46-369	B-92
42-251	B-75	44-880	B-104	45-416	B-17	46-371	B-92
42-252	B-75	44-881	B-104	45-417	B-17	46-372	B-92
42-301	B-84	44-890	B-104	45-418	B-17	46-381	B-93
42-399	B-84	44-892	B-104	45-425-341	B-17	46-382	B-93
44-001	B-95	44-892BK	B-104	45-520	E-12	46-383	B-93
44-002	B-95	44-893	B-104	45-600	C-15	46-384	B-93
44-003	B-95	44-894	B-104	45-605	E-12	46-400	B-90
44-101	B-84	44-895	B-104	45-6051	E-12	46-401	B-90
44-102	B-84	44-896	B-104	45-6052	E-12	46-402	B-90
44-103	B-84	44-898	B-103	45-615	B-17, B-54	46-403	B-90
44-104	B-84	44-900	B-103	45-618	B-17	46-404	B-90
44-105	B-84	44-901	B-103	45-619	B-17	46-405	B-90
44-106	B-84	44-906	B-96, B-103	45-621	B-17	46-410	B-90
44-107	B-84	44-907	B-97, B-103	45-650	C-15	46-411	B-90
44-108	B-84	44-912	B-103	45-671	C-5	46-50-UNPRINT-2	B-72
44-109	B-84	44-914	B-103	45-671-341	C-6	46-600	B-90, B-91
44-110	B-84	44-916	B-44, B-45, B-97,	45-672	C-5	46-601	B-90, B-91
44-111	B-84	B-98, B-99, B-100		45-672-341	C-6	46-602	B-90, B-91
44-148	B-84	44-916	B-103	45-673	C-5	46-603	B-90, B-91
44-151	B-84	44-918	B-103	45-674	C-5	46-604	B-90, B-91
44-152	B-84	44-956	B-44, B-45, B-97, B-101	45-715	B-17	46-605	B-90, B-91
44-154	B-84	44-957	B-42, B-43, B-97, B-101	45-716	B-17	46-606	B-90, B-91
44-1791	B-103	44-969	B-99	45-718	B-17	46-607	B-90, B-91
44-1807	B-100	44-970	B-95, B-96	45-777	B-18	46-608	B-90, B-91
44-1809	B-100	44-971	B-97	45-778	B-18	46-609	B-90, B-91
44-1810	B-100	44-972	B-98	45-890	C-5	46-610	B-90, B-91
44-1830	B-103	44-973	B-95, B-96	45-891	C-5	46-88	B-71
44-1833	B-103	44-974	B-98	45-892	C-5	46-941	B-90
44-289	B-104	44-975	B-99	45-893	C-5	46-PRO	B-71
44-292	B-104	44-979	B-97	45-894	C-5	47-100	B-74
44-295	B-104	44-990	B-102	45-895	C-5	47-110J	B-74
44-296	B-104	45-025	B-18	45-906	C-14, C-15	61-035	D-28
44-298	B-104	45-074	B-19, E-13	45-9120	B-18, B-42, B-44, B-45, B-95	61-051	D-28
44-299	B-104	45-089	C-6	45-915	B-17, B-55, B-56	61-063	B-45, B-43
44-314	B-104	45-090	C-5	45-918	B-17	61-065	B-95, D-25
44-353	B-104	45-090-341	C-5	45-950	C-14	61-070	D-36
44-355	B-104	45-091	C-5	45-950-1	C-14	61-076	B-55, D-25
44-358	B-104	45-092	C-5	45-950-4	C-14	61-164	D-11, D-12
44-364	B-104	45-092-341	C-5	45-951	C-14	61-175	D-12
44-410	B-104	45-093	C-5	45-954	C-14	61-176	D-12
44-753	B-84	45-095	C-6	46-007	B-90	61-182	D-12
44-764	B-101	45-096	C-5	46-050	B-86	61-183	D-12
44-768	B-101	45-097	C-5	46-125	B-86	61-201	B-55
44-769	B-101	45-098	C-5	46-130C-1.5x30	B-72	61-327	D-21, D-22
44-772	B-97, B-102	45-098-341	C-5	46-130C-1x30	B-72	61-337	D-21, D-22
44-774	B-99	45-099	C-5	46-130C-2x30	B-72	61-347	D-21, D-22
44-778	B-100	45-101	B-18	46-130C-3/4x30	B-72	61-357	D-21, D-22
44-782	B-101	45-110	B-17	46-1700	B-72	61-405	D-16, D-18
44-783	B-96, B-97, B-98,	45-112	B-17	46-1700C-BLU	B-72	61-415	D-16, D-18
B-99, B-100		45-118SRS	B-19	46-1700C-BRN	B-72	61-501	D-28
44-785	B-97, B-98, B-99, B-100	45-119	B-17	46-1700C-GRN	B-72	61-517	D-28
44-786	B-97, B-98, B-99, B-100	45-120	B-17, B-53, B-54, B-55, B-57	46-1700C-GRY	B-72	61-520	D-34, D-35
44-789	B-96, B-97, B-98,	45-120-341	B-17	46-1700C-ORN	B-72	61-521	D-34, D-35
B-99, B-102		45-121	B-17	46-1700C-RED	B-72	61-532	D-8, D-9
44-790	B-103	45-123	B-19, B-90	46-1700C-VIO	B-72	61-534	D-8, D-9
44-791	B-97, B-98, B-103	45-124	B-17	46-1700C-WHT	B-72	61-547	D-25
44-792	B-101	45-125	B-17	46-1700C-YLW	B-72	61-557	D-25
44-793	B-101	45-125-341	B-17	46-203	B-90	61-627	D-31
44-800	B-96, B-97, B-98,	45-128	B-19	46-2200-6.5x4	B-72	61-637	D-31
B-99, B-100, B-103		45-129	B-19	46-2228-1x10	B-72	61-647	D-31
44-801	B-103	45-144	E-12	46-310	B-91	61-657	D-31
44-804	B-99	45-162	E-12	46-313	B-91	61-686	D-34, D-35
44-806	B-100	45-163	E-12	46-316	B-91	61-737	D-16, D-18
44-807B-96, B-97, B-98, B-99, B-100		45-164	E-12	46-318	B-91	61-744	B-53, D-16, D-18
44-808	B-102	45-165	E-12	46-319	B-91	61-746	B-95
44-809	B-96, B-97, B-98,	45-2019	C-6, C-8	46-321	B-91	61-747	D-16, D-17
B-99, B-100		45-2108-1	C-13	46-322	B-91	61-757	D-16, D-17
44-810	B-95, B-96, B-97,	45-220	B-18	46-324	B-91	61-763	B-95
B-98, B-99, B-100		45-221	B-18	46-325	B-91	61-765	D-16, D-17
44-815	B-98	45-222	B-18	46-327	B-91	61-775	D-16, D-17



# NUMERICAL INDEX

Item	Page	Item	Page	Item	Page	Item	Page
61-795	D-34, D-35	78-0227	B-39	83-9421	A-31	85-370	E-9, E-10
61-796	D-34, D-35	78-0228	B-39	83-9441	A-31	85-371	E-9, E-10
61-797	D-34, D-35	78-0229	B-39	83-9451	A-31	85-372	E-9, E-10
61-827	D-33	78-0230	B-39	83-9471	A-31	85-372J	E-9, E-10
61-847	D-33	78-0231	B-39	83-9481	A-31	85-375	E-9, E-10
61-920	D-34, D-35	78-0232	B-39	83-9501	A-31	85-376	E-9, E-10
61-955	D-4	78-0233	B-39	83-9511	A-31	85-377	E-9, E-10
61-957	D-4	82S-ADBI-C	A-28	83-9521	A-31	85-377J	E-9, E-10
61-959	D-4	82S-ADBI-LC	A-28	83-9541	A-31	85-379	E-9, E-10
62-140	E-3	82S-EAFBI-C	A-28	83-9551	A-31	85-380	E-9, E-10
62-160	E-3	82S-EAFBI-LC	A-28	83-9571	A-31	85-385	E-9, E-10
62-164	E-3	83-001	B-26	83-9581	A-31	85-396	E-9, E-10
62-200	E-3	83-0131	A-30	83-9591	A-31	85-396	E-10
65-0150	C-12	83-0141	A-30	83-9601	A-31	85-925	E-11
65-LC	A-27	83-0221	A-30	83-9611	A-32	85-950	E-11
65LC-U	A-27	83-0231	A-30	83-9621	A-32	86-367J	E-10
65U	A-27	83-0241	A-30	83-9631	A-32	86-396	E-9, E-10
74-001	B-15	83-0331	A-30	83-9771	A-31	86-396J	E-9, E-10
74-002	B-15	83-0341	A-30	83-9781	A-31	86-925	E-11
74-003	B-15	83-0351	A-30	83-9791	A-31	86-930	E-11
74-006	B-15	83-0421	A-30	83-9801	A-32	86-950	E-11
74-019	B-15	83-0431	A-30	83-9911	A-31	86-955	E-11
74-020	B-15	83-0441	A-30	83-9921	A-31	88-843	B-26
74-021	B-15	83-0451	A-30	83-9931	A-31	89-044	E-5
74-026	B-15	83-0511	A-30	83-9971	A-31	89-045	E-5
74-027	B-15	83-0521	A-30	83-9981	A-31	89-047	E-5
74-028	B-15	83-0531	A-30	83-9991	A-31	89-048	E-5
74-031	B-15	83-0541	A-30	83S-ADBI-C	A-28	89-049	E-5
74-032	B-15	83-0611	A-30	83S-ADBI-LC	A-28	89-1047	E-5
74-034	B-15	83-0621	A-30	83S-EAFBI-C	A-28	89-1544	E-5
74-037	B-15	83-0631	A-30	83S-EAFBI-LC	A-28	89-1545	E-5
74-046	B-15	83-2121	A-30	84-018	E-7	89-202	A-33
74-047	B-15	83-2131	A-30	84-0241	A-30	89-203	A-33
74-126	B-15	83-2141	A-30	84-0341	A-30	89-204	A-33
74-127	B-15	83-2151	A-30	84-039	E-7	89-206	A-33
774026K	B-88	83-2221	A-30	84-0421	A-30	89-208	A-33
774040BK	B-88	83-2231	A-30	84-2241	A-30	89-210	A-33
78-0101	B-39	83-2241	A-30	84-2341	A-30	89-211	E-5
78-0102	B-39	83-2251	A-30	84-3261	A-32	89-212	A-33
78-0102-25	B-39	83-2331	A-30	84-6171	A-30	89-224	A-34
78-0103	B-39	83-2341	A-30	84-7111	A-30	89-229	A-34
78-0104-25	B-39	83-2351	A-30	84-7161	A-30	89-230	A-34
78-0105	B-39	83-2361	A-30	84-7171	A-30	89-302	A-33
78-0105-25	B-39	83-2371	A-30	84-9021	A-32	89-304	A-33
78-0106	B-39	83-3261	A-32	84-9031	A-32	89-306	A-33
78-0106-25	B-39	83-3271	A-32	84-9081	A-32	89-308	A-33
78-0107	B-39	83-3281	A-32	84-9091	A-32	89-310	A-33
78-0108	B-39	83-6111	A-30	84-9281	A-32	89-312	A-33
78-0108-10	B-39	83-6121	A-30	84-9291	A-32	89-314	A-34
78-0111	B-39	83-6131	A-30	84-9301	A-32	89-317	A-34
78-0111-10	B-39	83-6161	A-30	84-9401	A-32	89-323	A-34
78-0112	B-39	83-6171	A-30	84-9581	A-31	89-324	A-34
78-0113	B-39	83-6211	A-30	84-9601	A-31	89-330	A-34
78-0113-10	B-39	83-6221	A-30	84-9771	A-31	89-402	A-34
78-0114	B-39	83-6231	A-30	84-9781	A-31	89-404	A-34
78-0114-10	B-39	83-7011	A-30	84-9791	A-31	89-406	A-34
78-0200	B-39	83-7021	A-30	84-9911	A-31	89-408	A-34
78-0200-25	B-39	83-7031	A-30	84-9921	A-31	89-410	A-34
78-0201	B-39	83-7051	A-30	84-9931	A-31	89-412	A-34
78-0201-25	B-39	83-7061	A-30	84S-ADBI	A-28	89-414	A-34
78-0202	B-39	83-7071	A-30	84S-EAFBI	A-28	89-417	A-34
78-0202-25	B-39	83-7081	A-30	85-017	E-7	89-423	A-34
78-0203	B-39	83-7091	A-30	85-035	E-7	89-424	A-34
78-0203-25	B-39	83-7101	A-30	85-036	E-7	89-430	A-34
78-0205	B-39	83-7111	A-30	85-037	E-7	89-504	A-34
78-0205-25	B-39	83-7121	A-30	85-039	E-7	89-5047	E-5
78-0206	B-39	83-7131	A-30	85-053	E-7	89-5048	E-5
78-0206-25	B-39	83-7151	A-30	85-057	E-7	89-505	A-34
78-0209	B-39	83-7161	A-30	85-069	E-5	89-506	A-34
78-0210	B-39	83-7171	A-30	85-070	E-7	89-507	A-34
78-0211	B-39	83-7201	A-30	85-075	E-7	89-508	A-34
78-0212	B-39	83-7211	A-30	85-079	E-5	89-509	A-34
78-0213	B-39	83-7221	A-30	85-132	E-13	89-512	A-34
78-0213-25	B-39	83-7231	A-30	85-133	E-13	89-513	A-34
78-0214	B-39	83-8001	A-32	85-134	E-13	89-525	A-34
78-0214-25	B-39	83-8011	A-32	85-147	E-9, E-10	89-570	E-5
78-0215-25	B-39	83-8101	A-32	85-168	E-5	89-580	E-5
78-0216-25	B-39	83-8111	A-32	85-178	E-5	89-608	A-35
78-0217	B-39	83-9001	A-32	85-332	E-13	89-610	A-35
78-0217-25	B-39	83-9011	A-32	85-333	E-13	89-612	A-35
78-0218	B-39	83-9021	A-32	85-334	E-13	89-614	A-35
78-0219	B-39	83-9031	A-32	85-339	E-7	90-051	B-84
78-0219-25	B-39	83-9041	A-32	85-340	E-7	90-052	B-84
78-0220	B-39	83-9051	A-32	85-344	E-8, E-10	90-053	B-84
78-0220-25	B-39	83-9071	A-32	85-345	E-8, E-10	90-054	B-84
78-0221	B-39	83-9081	A-32	85-346	E-9, E-10	90-063	B-69
78-0221-25	B-39	83-9091	A-32	85-361	E-10	90-070	B-69
78-0222	B-39	83-9281	A-32	85-362	E-9	90-073	B-69
78-0222-25	B-39	83-9291	A-32	85-363	E-9	90-082	B-69
78-0223	B-39	83-9301	A-32	85-365	E-10	90-085	B-69
78-0224	B-39	83-9351	A-32	85-366	E-9, E-10	90-088	B-69
78-0224-25	B-39	83-9361	A-32	85-367	E-9, E-10	90-091	B-69
78-0225	B-39	83-9371	A-32	85-367J	E-9	90-170	B-69
78-0225-25	B-39	83-9401	A-32	85-368	E-9, E-10	90-173	B-69
78-0226	B-39	83-9411	A-31	85-369	E-9, E-10	90-176	B-69

# NUMERICAL INDEX

Item	Page	Item	Page	Item	Page	Item	Page
92-212	E-5	BTC500-14	A-36	IT5LH-L	B-80	LB-1189	C-8
92-610	E-5	BTC500-4	A-36	IT5LH-LO	B-80	LB-1190	C-8
92-640	E-5	BTC750-250	A-36	IT55-C	B-79	LB-1194	C-8
92-641	E-5	C24	A-20, B-26	IT55-CO	B-79	LB-1195	C-6, C-8, C-15
92-650	E-5	C-179	D-37, D-38	IT625CCCL2-C	B-83	LB-1284	E-6
92-651	E-5	C-290	D-38	IT6EH-CO	B-80	LB-1421	C-5, C-6
92-656	E-5	C-357	D-38	IT750CCCL2-C	B-83	LB-1747	E-8
92-659	E-5	C-757	D-38	IT750MP-C	B-82	LB-1748	E-12
92-691	E-5	C-760	D-38	IT750MP-CO	B-82	LB-1904	C-9
92-704	E-5	C-770	D-38	IT7H-L	B-80	LB-197	C-8
92-705	E-5	C-90	D-38	IT7H-LO	B-80	LB-198	C-8
92-817P	E-7	CR-959	D-4	IT7LH-L	B-80	LB-4617	C-9
B-11-50-0-C	B-81	D65-LC	A-27	IT7LH-LO	B-80	LB-4618	C-9
B-11-50-0-D	B-81	D65-LC-U	A-27	K-2422	A-21	LB-4619	C-9
B-11-50-35-C	B-81	D65PN-LC	A-27	K-5405	B-83	LB-4620	C-9
B-11-50-9-C	B-81	D65PN-LC-U	A-27	K-6491	C-13	LB-4621	C-9
B-11-50-9-D	B-81	D65PN-U	A-27	K-6492	C-13	LB-718	C-8
B-14-120-0-L	B-81	D65U	A-27	K-6493	C-13	LB-719	C-8
B-14-120-9-C	B-81	F-337P	D-21	K-6494	C-13	LB-720	C-8
B-14-50-0-C	B-81	F-347-357P	D-21	K-6495	C-13	LB-721	C-8
B-14-50-0-D	B-81	H-2909	C-6	K-6496	C-13	LB-722	C-8
B-14-50-9-C	B-81	H-3400	B-27	K-6498	C-13	LB-727	C-8
B-14-50-9-D	B-81	H-3507	B-27	K-6499	C-13	LB-728	C-8
B-14-50MT-9-C	B-81	IA-3240	B-96, B-97	K-6500	C-13	LB-729	C-8
B-24-175-0-L	B-81	IA-3241	B-97, B-98	K-6501	C-13	LB-730	C-8
B-24-175-9-L	B-81	IA-4989	B-99	K-6502	C-13	LB-731	C-8
B-36-175-9-L	B-81	IA-5516	E-3	K-6503	C-13	LB-740	C-6
B-4-18-0-C	B-81	IC-958	D-4	K-6504	C-13	LB-743	C-6
B-4-18-9-C	B-81	IT1 5I-C	B-79	K-6505	C-13	LB-825	C-13
B-48-175-9-L	B-81	IT1 5I-CO	B-79	K-6603	C-6	LB-840	C-13
B-6-40-0-C	B-81	IT1 5I-M	B-79	K-7156	C-14	LB-882	C-8
B-6-40-9-C	B-81	IT1 5I-MO	B-79	K-7349	B-98	LB-883	C-8
B-6-40-9-M	B-81	IT1 5IMH-C	B-81	K-8906R	B-27	LB-895	C-8
B-8-50-0-C	B-81	IT1 5IMH-CO	B-81	K-8909	B-27, B-32	LB-896	C-8
B-8-50-0-M	B-81	IT1 5M-C	B-78	K-8964	B-31	P-100	B-15
B-8-50-35-C	B-81	IT1 5M-CO	B-83	KB-0173	B-6	RC-955	D-4
B-8-50-9-C	B-81	IT1000CCL2-C	B-82	KB-0276R	B-27	RC-959	D-4
B-8-50-9-M	B-81	IT1000MP-C	B-83	L-1953	C-6	TL-521	D-36
B-8-50MT-0-C	B-81	IT1000MP-CO	B-83	L-4419	C-5	TL-532A	D-36
B-8-50MT-9-C	B-81	IT11H-L	B-80	L-4419M	C-5	TL-757	D-36
B1-1	A-10	IT11H-LO	B-80	L-4420	C-5	TL-795	D-36
B1-250JR	A-10	IT125CCCL-C	B-82	L-4421	C-5	TL-796	D-36
B1-500JR	A-10	IT14H-L	B-80	L-4421M	C-5	TL-797RP	D-36
B1-B	A-10	IT14H-LO	B-80	L-4422	C-5	TL-956	D-4, D-36
B1-SK	A-10	IT1M-C	B-78	L-4452	C-6	TR-955	D-4
B2-1	A-10	IT1M-CO	B-78	L-4453	C-5	UMHS-757	D-36
B2-350JR	A-10	IT1M-M	B-78	L-4994	C-5	WGR-1	A-11, A-19
B2-500JR	A-10	IT1MID-C	B-82	L-5212	C-8	WGR-B	A-11, A-19
B2-B	A-10	IT1SMB-C	B-83	L-5215	C-8	WT1-1	A-11, A-19
B2-SK	A-10	IT1SMB-CO	B-83	L-5217	C-8	WT1-B	A-11
B4-1	A-10	IT250CCCL-C	B-82	L-5269	C-8	WT2-1	A-11
B4-B	A-10	IT250CCCL-CO	B-82	L-5270	C-6, C-8, C-15	WT2-B	A-11
BCS1-1	B-85	IT21-C	B-79	L-5270	C-15	WT2-SK	A-11
BCS1-5	B-85	IT21-CO	B-79	L-5271	C-8	WT3-1	A-11
BCS1-5M	B-85	IT21-M	B-79	L-5361	C-5	WT3-B	A-11
BCS1-JR	B-85	IT21-MO	B-79	L-5361M	C-5	WT3-SK	A-11
BCS2-1	B-85	IT2LH-C	B-80	L-5616	C-8	WT4-1	A-11
BCS2-5	B-85	IT2LH-CO	B-80	L-5617	C-8	WT4-B	A-11
BCS2-5M	B-85	IT2M-C	B-78	L-5618	C-8	WT41-1	A-11
BCS2-JR	B-85	IT2M-CO	B-78	L-5619	C-8	WT41-500JR	A-11
BGR-1	A-10, A-19	IT2M-M	B-78	L-5620	C-5, C-6, E-17	WT41-B	A-11
BGR-B	A-10, A-19	IT2S-C	B-79, B-80	L-6497	C-13	WT41-SK	A-11
BMP-1000-9-C	B-81	IT2S-CO	B-79, B-80	L-7486	B-19	WT51-1	A-11
BMP-750-9-C	B-81	IT2S-C35	B-80	L-8762	C-6	WT51-500JR	A-11
BMSE150-1	B-85	IT2S-M	B-79, B-80	L-8763	C-5	WT51-B	A-11
BMSE175-1	B-85	IT2S-MO	B-79, B-80	L-9038	C-8	WT51-SK	A-11
BP-958	D-4	IT2SID-C	B-83	L-9039	C-8	WT52-1	A-11
BPS2-1	B-85	IT2SMB-C	B-82	L-9148	B-83	WT52-500JR	A-11
BPS2-5	B-85	IT2SMB-CO	B-82	L-9225	E-12	WT52-B	A-11
BPS2-50	B-85	IT2SMH-C	B-81	L-9226	E-12	WT52-SK	A-11
BPS2-5M	B-85	IT2SMH-CO	B-81	LA-2358	C-5	WT54-1	A-11
BPS2-JRL	B-85	IT2SMH-M	B-81	LA-4102	E-8	WT54-B	A-11
BPS2/2-50	B-85	IT375CCCL2-C	B-83	LA-4145	E-3	WT6-1	A-11
BPS2B-JR	B-85	IT375CCCL2-CO	B-83	LA-4218	B-6	WT6-B	A-11
BPS3-1	B-85	IT31-C	B-79	LB-1001	C-5		
BPS3-2	B-85	IT31-CO	B-79	LB-1001M	C-6		
BPS3-JRL	B-85	IT3S-C	B-79, B-80	LB-1002	C-5		
BPSTCKR-100	B-85	IT3S-CO	B-79, B-80	LB-1002M	C-6		
BPSTCKR-25	B-85	IT3S-C35	B-80	LB-1003	C-5		
BPSTCKR-300	B-85	IT3S-D	B-79, B-80	LB-1004	C-5		
BSER2-25	B-85	IT3S-DO	B-79, B-80	LB-1089	C-8		
BSER4/0-5	B-85	IT3SMH-C	B-81	LB-1090	C-8		
BSER6-50	B-85	IT3SMH-CO	B-81	LB-1091	C-5, C-8		
BSEU2-25	B-85	IT41-C	B-79	LB-1092	C-8		
BSEU4/0-5	B-85	IT41-CO	B-79	LB-1151	C-5		
BSEU6-50	B-85	IT4LH-L	B-80	LB-1152	C-5, E-17		
BT2-1	A-10	IT4LH-LO	B-80	LB-1153	C-5, E-17		
BT2-500JR	A-10	IT4LHMH-C	B-81	LB-1154	C-5		
BT2-SK	A-10	IT4LHMH-CO	B-81	LB-1155	C-5, C-6		
BTC1/0-10	A-36	IT4S-C	B-79, B-80	LB-1156	C-5		
BTC2/0-14	A-36	IT4S-CO	B-79, B-80	LB-1184	C-8		
BTC250-6	A-36	IT4S-D	B-79, B-80	LB-1185	C-8		
BTC350-1/0	A-36	IT4S-DO	B-79, B-80	LB-1186	C-8		
BTC4/0-10	A-36	IT4SMH-C	B-81	LB-1187	C-8		
BTC500-1/0	A-36	IT500CCL2-C	B-83	LB-1188	C-8		



#IDEALnationals



# WHERE ELECTRICIANS BECOME LEGENDS

Learn more at [IDEALind.com](http://IDEALind.com).

THE ELECTRICIAN'S  
**CHAMPION** 





## 2021 FULL-LINE CATALOG



### ABOUT IDEAL ELECTRICAL

IDEAL Electrical has been making tools and parts for electricians for over 100 years. We've sold billions of wire connectors and our products have traveled from the South Pole to the moon. We make tools for every part of the job. We even created the IDEAL National Championship to celebrate electricians everywhere.

Our mission is to champion electricians and the entire electrical industry – the contractors, distributors, students and trade schools. This is the industry that powers the civilized world.

We are part of IDEAL INDUSTRIES, INC., a five-generation, family-owned company built on a philosophy of creating ideal relationships with customers, employees, vendors and communities. It's a philosophy that has helped the company become a global innovator, with business units serving automotive, aerospace, construction and other industries around the world.

IDEAL INDUSTRIES, INC. is committed to Building an IDEAL World.

A DIVISION OF



1800 S. Prairie Drive, Sycamore, IL 60178, USA (815) 895-5181 | (800) 435-0705 in USA  
International offices: Australia | Canada | China | India | Mexico | UK  
For complete sales office contact information, visit us at [idealindustries.com](http://idealindustries.com).