


New

PHASE DETECTOR PD3129

Field Measuring Instruments 





Easy-to-read arrow indicator
No-metal-contact design
for the ultimate in safety



Include in visual reports

A green arrow indicates normal phase, which can be communicated in an easy-to-understand manner by including the phase detector in photographs used to document the proper completion of electrical work.

Positive	Negative
	
Intermittent sound	Continuous sound
Phase-sequence : Lamps blink in order (Clockwise) Arrow: Green LED Buzzer: Intermittent sound	Phase-sequence: Lamps blink in order (Counterclockwise) Arrow: Not lit up Buzzer: Continuous sound

LED + clear audio for easy verification

The flashing phase sequence lamps, arrow LED, and tone let you easily and intuitively verify the phase sequence of three-phase power supplies.



Safe, no-metal-contact design

The no-metal-contact clips need only to be clipped to the outside of each wire's insulation, letting you carry out phase detection work safely.

Even more convenient in the field



Magnets for a more efficient workflow



The four magnets on the back of the phase detector allow it to be secured in place on distribution panels, significantly boosting work efficiency by freeing your hands for other tasks.

70 hours of use with two AA batteries



Two AA batteries deliver 70 hours of continuous use. This long service life means fewer troublesome battery changes. In addition, there's no need to carry spare batteries.

Battery check function



Normal operation

Low battery

A flashing lamp indicates when the batteries are low so that you can avoid having the detector turn off abruptly.

Auto power off



At power-on

Auto power off after 15 min.

To maximize battery life, the PD3129 turns off automatically 15 minutes after being turned on.

Choose from two models based on the type of power line



PD3129-10

For thick conductors
Measurable cable diameter
 ϕ 7 mm to 40 mm

Safety
CATIV 600 V, CATII 1000 V

Order Code : PD3129-10



PD3129

For thin conductors
Measurable cable diameter
 ϕ 2.4 mm to 17 mm

Safety
CATIII 600 V

Order Code : PD3129

Specifications

	PD3129-10 (for thick conductors)	PD3129 (for thin conductors)
Functions	Phase detection (positive and negative)	
Voltage detection method	Electrostatic induction method	
Object to be connected	ϕ 7 mm (0.28 in) to 40 mm (1.57 in) of insulated wiring	ϕ 2.4 mm (0.09 in) to 17 mm (0.67 in) of insulated wiring
Voltage range	3-phase 70 to 1000V AC (continuous sine wave)	3-phase 70 to 600V AC (continuous sine wave)
Frequency range	45 Hz to 66 Hz	
Safety	CATIII 1000 V, CATIV 600 V (Anticipated Transient Overvoltage of 8000 V)	CATIII 600V (Anticipated Transient Overvoltage of 6000 V)
Applicable standards	Safety: EN61010 / EMC : EN61326	
Phase indication	Positive: 4 LEDs lit in clockwise order and 3 short beeps, green arrow lights up Negative: 4 LEDs lit in counterclockwise order and one continuous beep	
Battery check function	Ready: ON lamp lights / Battery low: ON lamp blinks	
Auto power off	Auto shut off if no activity is detected after power is turned ON for 15 minutes	
Power supply	Two "AA" (R6P) size batteries; rated voltage: 3.0 V DC; maximum rated power: 300 mVA; continuous use: approx. 70 hours (standby)	
Dimensions	70 mm (2.76 in)W x 75 mm (2.95 in)H x 30 mm (1.18 in)D ; Cord length: 0.7 m (2.30 ft)	
Mass	240 g (8.5 oz) (including batteries)	200 g (7.1 oz) (including batteries)
Operating environment	Indoors, altitude up to 2000m Operating temperature: 0 to 40 °C (32 to 104°F), max. 80 % rh (no condensation) Storage Temperature: -20 to 60 °C (-4 to 140°F), max. 80% rh (no condensation)	
Accessories	Carrying case x 1, Strap x 1, R6P batteries x 2, Spiral tube x 1, Instruction manual x 1	

Note: Company names and Product names appearing in this catalog are trademarks or registered trademarks of various companies.

HIOKI

HIOKI E. E. CORPORATION

HEADQUARTERS

81 Koizumi, Ueda, Nagano, 386-1192, Japan
TEL +81-268-28-0562 FAX +81-268-28-0568
<http://www.hioki.com> / E-mail: os-com@hioki.co.jp

HIOKI USA CORPORATION

TEL +1-609-409-9109 FAX +1-609-409-9108
<http://www.hiokiusa.com> / E-mail: hioki@hiokiusa.com

HIOKI (Shanghai) SALES & TRADING CO., LTD.
TEL +86-21-63910090 FAX +86-21-63910360
<http://www.hioki.cn> / E-mail: info@hioki.com.cn

HIOKI INDIA PRIVATE LIMITED
TEL +91-124-6590210
E-mail: hioki@hioki.in

HIOKI SINGAPORE PTE. LTD.
TEL +65-6634-7677 FAX +65-6634-7477
E-mail: info-sg@hioki.com.sg

HIOKI KOREA CO., LTD.
TEL +82-2-2183-8847 FAX +82-2-2183-3360
E-mail: info-kr@hioki.co.jp

DISTRIBUTED BY