



# HIOKI

## EARTH TESTER FT6031-03

Field Measuring Instruments



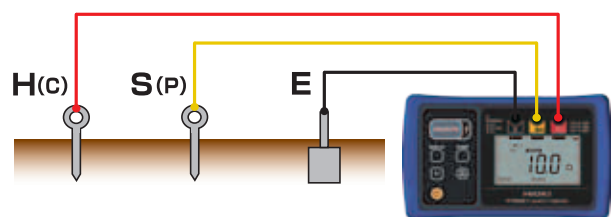
# Tough and Ready for the Field

**IP67**

**Dustproof and Waterproof**



### 2- or 3-Pole Earth Resistance Testing



Utilizing Three-electrode Method



[www.hioki.com](http://www.hioki.com)

ISO 9001  
JMI-0216

ISO14001  
JQA-E-90091

HIOKI company overview, new products, environmental considerations and other information are available on our website.

# Field-tough. Site-ready. So you can get down to work.

Introducing an earth resistance tester engineered to handle dirt with true grit



IP67 protection, even with the terminal caps open

## IP67

No ingress of water even if temporarily submerged under defined conditions of pressure thanks to watertight design

No ingress of dust thanks to dust-proof enclosure

### Vibration-resistant design



#### Drop-proof

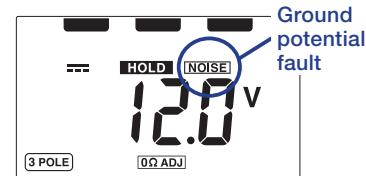
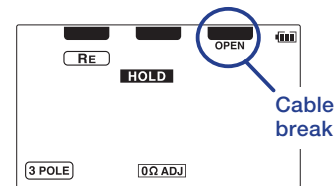
The FT6031-03 is engineered to withstand being dropped onto concrete from a height of 1 m.

### Large, easy-to-read display

The FT6031-03's large LCD panel features a wide viewing angle for improved visibility outdoors.

### Automatic pre-check

The FT6031-03 automatically checks cables for line breaks and the ground potential (noise) before measurement. A warning is shown if either check yields a FAIL result, allowing you to quickly assess the situation.

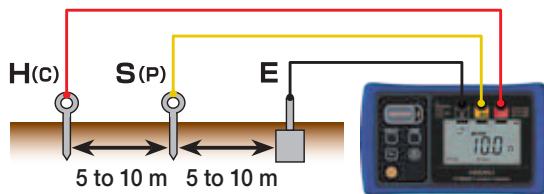


### High precision & zero-adjustment

The FT6031-03 delivers high accuracy of  $\pm 1.5\%$  rdg.  $\pm 8$  dgt. The zero-adjustment function aids in delivering even better accuracy by canceling the wiring resistance of long measurement cable runs.

### Two- or three-electrode measurement

Choose either two- or three-electrode measurement. Automatic switching of connections internally eliminates the need to use a short bar or other apparatus.



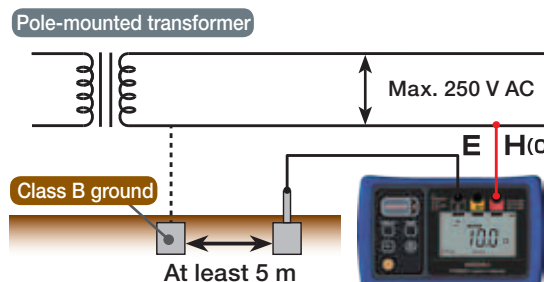
#### Three-electrode measurement

(for measurement classes A through D) Measurement is performed after inserting an auxiliary grounding rod into the soil. For accurate measurement, position E-S(P)-H(C) in a straight line at an interval of about 5 to 10 m.

#### Ground types

Type	Criterion	Locations used
Class A	10 $\Omega$	Special high voltage, high voltage
Class B	As per calculations	Transformer neutral point
Class C	10 $\Omega$ / 500 $\Omega^*$	Low voltages in excess of 300 V
Class D	100 $\Omega$ / 500 $\Omega^*$	Low voltages of 300 V or less

\*With ground-fault interrupter that trips within 0.5 sec.



#### Two-electrode measurement

(for measurement class D) Class D ground installations can be measured by using the Class B ground of a pole-mounted transformer. The measured value will include the resistance value of the Class B ground. The distribution panel's main ground terminal is typically connected to the power supply's ground line.

# Fast-track preparations, measurement, and cleanup.



## Prep

### Thin for a reason

Since variations in the thickness of auxiliary grounding rods cause almost no change in their grounding resistance, the FT6031-03 uses thinner rods that are easier to drive into the ground.

**NEW**

#### Before



Thick rods had to be hammered into the ground and were difficult to remove.

#### After



The FT6031-03 uses hard, rust-resistant rods made of stainless steel.

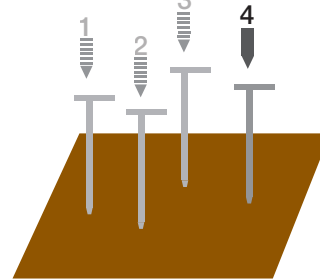
### You only need to do it once...

The tolerance for the supplemental grounding electrode's resistance has been increased by a factor of 10, eliminating the inconvenience of inserting and reinserting auxiliary grounding rods over and over again every time the resistance tolerance is exceeded due to dry soil or other non-optimal conditions.

Repeated insertions ... Single insertion

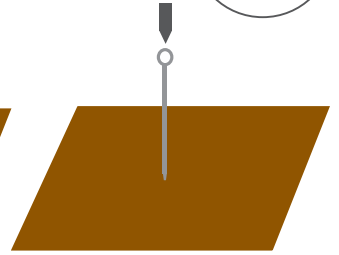
#### Before

4 attempts needed



#### After

Shorter work times

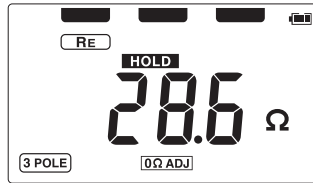


## Measurement

### You need only press the MEASURE button.

The FT6031-03 automatically checks the ground potential, checks the auxiliary grounding electrode, and measures the grounding resistance. Auto-ranging operation eliminates the need to switch ranges, enabling efficient measurement.

**MEASURE**



Ground potential check

Auxiliary grounding electrode check

Grounding resistance measurement (Auto-ranging)

It's easy to check the auxiliary grounding electrode's **resistance value** and the **ground potential value**.

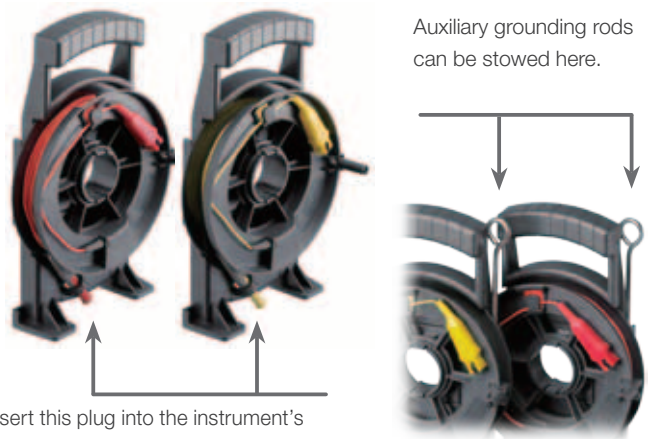
Toggle with the DISPLAY button.

## Cleanup

### Tangle- and twist-free measurement cord winders

Easily rewind measurement cords, even if they're 20 m long.

Measurement cord retrieval is a time-consuming part of grounding resistance measurement. The FT6031-03's newly developed winders allow cords to be rewound about twice as quickly as with conventional reels.



Insert this plug into the instrument's S(P)/H(C) terminal and pull out the cord.

## Specifications

Guaranteed accuracy period: 1 year    Temperature and humidity: 23°C ±5°C (73°F ±9°F): 80 % RH or less

Measurement system	Two-electrode method/three-electrode method (switchable)				
Range configuration	Range (auto range)	Display range	Resolution		Accuracy
			3 electrode	2 electrode	
	20 Ω	0 to 20.00 Ω	0.01 Ω*1	—	±1.5 %rdg.±8 dgt.
	200 Ω	0 to 200.0 Ω	0.1 Ω	1 Ω	±1.5 %rdg.±4 dgt.
	2000 Ω	0 to 2000 Ω	1 Ω	1 Ω	±1.5 %rdg.±4 dgt.
Measuring frequency	128Hz±2Hz				
Measuring time	Three-electrode method: Within 8 seconds (effective measurement time including ground potential check and auxiliary grounding electrode check: 4 sec. [representative value]), Two-electrode method: Within 3 seconds				
Measurement current	Three-electrode method: 25 mA rms or less, Two-electrode method: 4 mA rms or less				
Resistance tolerance of auxiliary earthing electrode	20 Ω range: 5 kΩ, 200 Ω range: 50 kΩ, 2000 Ω range: 50 kΩ				
Earth potential measurement	0 to 30.0 Vrms Accuracy: ±2.3 %rdg.±8 dgt. (50/60Hz), 1.3 %rdg.±4 dgt. (DC)				
Operating temperature	-10°C to 55°C (14°F to 131°F)				
Operating humidity	-10°C to 40°C: 80 % RH or less (non-condensing) 40°C to 45°C: 60 % RH or less (non-condensing) 45°C to 50°C: 50 % RH or less (non-condensing) 50°C to 55°C: 40 % RH or less (non-condensing)				
Storage temperature and humidity	-20°C to 60°C (-4°F to 140°F): 80 % RH or less (non-condensing)				
Operating environment	Indoor, outdoor (excluding farmland*2) pollution degree 3, altitude up to 2,000 (6,562-ft.)				
Power supply	LR6 Alkaline battery × 4				
Possible number of measurements on new batteries	400 times (measurement conditions: three-electrode method, auxiliary earthing electrode resistance 100 Ω, measuring 10 Ω at the 20 Ω range in 10-second intervals)				
Dustproof and waterproof	IP65/IP67 (EN60529)				
Drop-proof	1 m above concrete (with protector attached)				
Maximum rated voltage to earth	100 V AC/DC (measurement category IV), 150 V AC/DC (measurement category III), 300 V AC/DC (measurement category II) anticipated transient overvoltage 2500 V				
Withstand voltage	3510 V, 50/60 Hz, between measurement terminals (together) and case, for 15 seconds, sensed current: 1 mA				
Applicable standards	Safety: EN 61010 (main unit), EN 61010 (measuring circuit)		EMC: EN 61326		Earth tester: EN 61557
Dimensions	Approx. 185 W × 111H × 44D mm (7.28" W × 4.37" H × 1.73" D) (including protector, excluding terminal covers)				
Mass	Approx. 570 g(20.1 oz.) (including batteries and protector, excluding other accessories)				
Accessories	Auxiliary Earthing Rod L9840 (2 piece set) ×1, Measurement Cable (alligator clip, black 4 m) L9841 ×1, Measurement Cable (yellow 10 m, equipped with winder) L9842-11 ×1, Measurement Cable (red 20 m, equipped with winder) L9842-22 ×1, Carrying Case ×1, Protector ×1, LR6 Alkaline battery ×4, Instruction manual ×1				

\*1 If the auxiliary grounding resistance is 5 kΩ or greater, 0.1 Ω.

\*2 According to the requirements regarding the limits for open-circuit voltage in EN 61557-5

## Accessories

AUXILIARY EARTHING ROD  
L9840



2 piece set

MEASUREMENT CABLE  
L9842-11



Yellow 10 m,  
equipped with winder

MEASUREMENT CABLE  
L9842-22



Red 20 m,  
equipped with winder

MEASUREMENT CABLE  
L9841



Alligator clip, black 4 m

CARRYING CASE  
C0106



## Options

MEASUREMENT CABLE  
L9843-51



Yellow 50m,  
equipped with flat cable winder

MEASUREMENT CABLE  
L9843-52



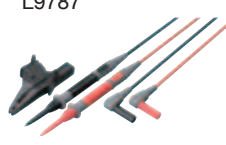
Red 50m,  
equipped with flat cable winder

MEASUREMENT CABLE  
L9844



For earthing terminal board,  
red/yellow/black 1.2 m each

TEST LEAD  
L9787



For simplified measurement method,  
indoor use only, red and black 1.2 m each

EARTH NETS  
9050



2 sheets in set

Note: Company names and Product names appearing in this catalog are trademarks or registered trademarks of various companies.

# HIOKI

HIOKI E. E. CORPORATION

### HEADQUARTERS:

81 Koizumi, Ueda, Nagano, 386-1192, Japan  
TEL +81-268-28-0562 FAX +81-268-28-0568  
http://www.hioki.com / E-mail: os-com@hioki.co.jp

### HIOKI USA CORPORATION:

TEL +1-609-409-9109 FAX +1-609-409-9108  
http://www.hiokiusa.com / E-mail: hioki@hiokiusa.com

HIOKI (Shanghai) SALES & TRADING CO., LTD.:

TEL +86-21-63910090 FAX +86-21-63910360  
http://www.hioki.cn / E-mail: info@hioki.com.cn

HIOKI INDIA PRIVATE LIMITED:

TEL +91-124-6590210 FAX +91-124-6460113  
E-mail: hioki@hioki.in

HIOKI SINGAPORE PTE. LTD.:

TEL +65-6634-7677 FAX +65-6634-7477  
E-mail: info-sg@hioki.com.sg

HIOKI KOREA CO., LTD.:

TEL +82-42-936-1281 FAX +82-42-936-1284  
E-mail: info-kr@hioki.co.jp

DISTRIBUTED BY