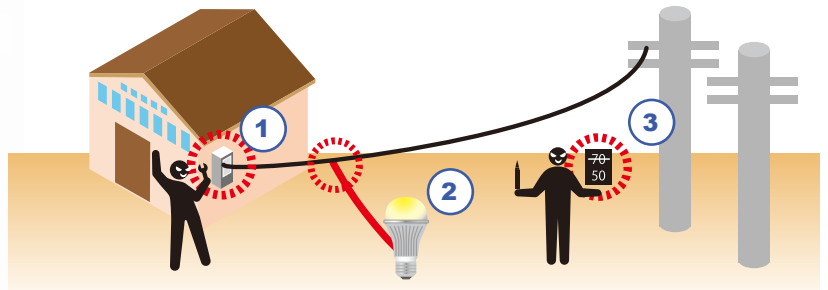
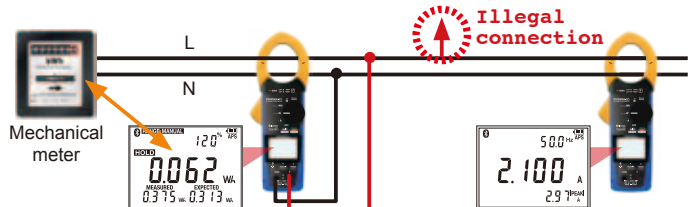


Introducing a power tester for identifying electricity theft



1 Uncover tampering of electric meters by comparing electrical energy measurements

2 Discover direct theft by measuring current



Discover manipulation of electric meters by comparing meter and integral power consumption measurements.

Discover theft by measuring leakage current.

3 Prevent fraud by capturing measurement data wirelessly

Fraudulent manipulation of data can be prevented by using a dedicated app to automatically acquire measurement data on a smartphone or tablet. Further, reports can be automatically created from measurement data in the field.



CM3286-01 only

*Available for Android and iOS devices

*Simulated screenshots

CM3286-01 only

Requires dedicated app

AC RMS V
Voltage

AC RMS A
Current

W V I
Power

COS φ
Power factor

L1 L2 L3
Phase detection

Wh
Simple integral power consumption

Hz
Frequency

Peak value
Peak

Harmonics
Harmonics

Available this fall (tentative)



Please see www.hioki.com for list of supported regions.
For CM3286-01



Grip

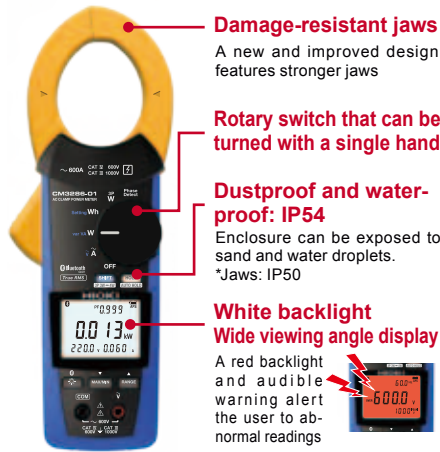
Introducing a power meter that can make measurements starting at 5 W of power and 60 mA of current

- Measure power ranging from 5 W at a low current of 60 mA to 360 kW.
- In addition to current, voltage, and power, measure simple integral power consumption and phase sequence.

Measurement line

Measure power in single-phase to balanced three-phase circuits (with estimated values) (1-phase/ 2-wire, 1-phase/ 3-wire, balanced 3-phase/ 3-wire, and balanced 3-phase/ 4-wire).

*The instrument generates estimated power values when measuring 3-phase circuits.



Useful functions


AUTO HOLD

The clamp meters beep when the measured value stabilizes and then automatically hold the display value. This is useful when using the instrument in locations where it is difficult to see the display.



Simple unbalanced measurement

The CM3286 can measure unbalanced power in a 3-phase/ 3-wire circuit by measuring the single-phase power twice and then automatically adding the results.



Specifications

Accuracy guaranteed for 1 year, Post-adjustment accuracy guaranteed for 1 year

Measurement line	Single-phase, Three-phase (should be balanced and no distortion)
Measurement items	Voltage, Current, Voltage/ current peak, Active/ reactive/ apparent power, Power factor, Phase angle *1, Reactivity, Frequency, Simple Active Energy Consumption (Single-phase) [CM3286-01 only*2] Voltage/ current harmonic levels
AC voltage	[Measurement range] 80.0 V to 600.0 V, Single range, Basic accuracy 45 - 66 Hz: $\pm 0.7\%$ rdg. ± 3 dgt. (Frequency characteristics: 45 to 1 kHz, True RMS)
AC current	[Measurement range] 0.060 A to 600.0 A, 3 range, Basic accuracy: $\pm 1.3\%$ rdg. ± 3 dgt. (Frequency characteristics: 45 to 1 kHz, True RMS)
Power	[Single phase] 0.005 kW to 360.0 kW Basic accuracy: $\pm 2.0\%$ rdg. ± 7 dgt. (50/ 60 Hz, Power factor=1) [Balanced three-phase 3-wire] 0.020 kW to 623.5 kW Basic accuracy: $\pm 3.0\%$ rdg. ± 10 dgt. (50/ 60 Hz, Power factor=1) [Balanced three-phase 4-wire] 0.040 kW to 1080 kW Basic accuracy: $\pm 2.0\%$ rdg. ± 3 dgt. (50/ 60 Hz, Power factor=1)
Harmonic levels (CM3286-01only *2)	Voltage/ current harmonic levels up to 30th, Content factor, Total harmonic distortion ratio
Other functions	[Phase angle *1] lead -180.0° to lag 179.9°, [Power factor] -1.000 to 1.000 [Frequency] 45.0 Hz to 999.9 Hz, PEAK, Phase detection, Max/ Min value display, Auto hold, electric meter comparison, unbalanced 3-phase power estimate display, etc.
Maximum rated voltage to earth	600 V AC (Measurement category IV) 1000 V AC (Measurement category III)
Crest factor	6 A/ 60 A range 3 or less, 600 A/ 600 V range 1.6 or less
Operating and storage temperature and humidity ranges	-25°C to 65°C or less (-13.0°F to 149.0°F) 80% RH or less (no condensation, less than 40°C)

Dustproof and waterproof	Grip: IP54 (EN60529), Jaw: IP50 (EN60529)
Standards	Safety: EN61010, EMC: EN61326
Power supply	LR03 Alkaline battery x2
Continuous use	Approx. 25 hours (Backlight OFF)
Core jaw diameter	ϕ 46 mm (1.81 in)
Dimensions and Mass	82 mm (3.23in) W x 241 mm (9.49in) H x 37 mm (1.46in) D, 450 g (15.9 oz)

*1) Phase angle obtained from zero cross of current / voltage.

*2) Harmonic levels can be displayed by dedicated application software (Gennect Cross). Update scheduled for fall 2017.

Software specifications (CM3286-01 only)

Interface	Bluetooth® 4.0LE (Bluetooth® SMART)
Name	GENNECT Cross (freeware)
Supported devices	Android™ (Only for Bluetooth® SMART READY or Bluetooth® SMART model) iOS (iPhone®5, 3rd generation iPad®, iPad mini™, iPad Pro™, 5th generation iPod Touch® or later)
Supported OS	Android™ 4.3 or later, iOS 8 or later

*The Bluetooth® word mark and logos are registered trademarks owned by Bluetooth SIG, Inc. and any use of such marks by HIOKI E.E. CORPORATION is under license.

*Android, Google Play and the Google Play logo are trademarks of Google Inc.

*iOS is a registered trademark of Cisco Technology, Inc. and/or its affiliates in the United States and certain other countries.

*iPhone, iPad, iPad mini, iPad Pro and iPod touch are trademarks of Apple Inc.

*Apple and the Apple logo are trademarks of Apple Inc. App Store is a service mark of Apple Inc.

*Microsoft, Windows, Windows Vista, and Excel are either registered trademarks or trademarks of Microsoft Corporation in the United States and/or other countries.

*Other trademarks and trade names are those of their respective owners.



Order code/ Options

Available in May 2017

AC CLAMP POWER METER CM3286

Model No.
(Order Code) (Note)

CM3286

CM3286-01 Built in Bluetooth® Smart

Accessories:

CONNECTION CORD L9257 x1,
CARRYING CASE C0203 x1,
LR03 Alkaline battery x2, Instruction manual x1
[CM3286-01 only]

Notice Regarding Equipment That Emits Radio Waves x1



Options

CLAMP ON ADAPTER 9290-10
(1000 AAC, $\phi 55$ mm)



Connection app

GENNECT Cross (freeware)



Android



iPhone

CONNECTION CABLE L4930 Options

CONNECTION CABLE SET L4930 Length: 1.2m (3.94 ft)

EXTENSION CABLE SET L4931

Length: 1.5m (4.92 ft), Expands the length of the L4930

Tip options (Red/ Black: 1 each)

- TEST PIN SET L4932
- ALLIGATOR CLIP SET L4935
- BUS BAR CLIP SET L4936
- MAGNETIC ADAPTER SET L4937
- TEST PIN SET L4938
- BREAKER PIN SET L4939
- GRABBER CLIP 9243
- MAGNETIC ADAPTER 9804

*The Bluetooth® word mark and logos are registered trademarks owned by Bluetooth SIG, Inc. and any use of such marks by HIOKI E.E. CORPORATION is under license.

Note: Company names and Product names appearing in this catalog are trademarks or registered trademarks of various companies.

HIOKI

HIOKI E. E. CORPORATION

HEADQUARTERS

81 Koizumi, Ueda, Nagano, 386-1192, Japan
TEL +81-268-28-0562 FAX +81-268-28-0568
http://www.hioki.com / E-mail: os-com@hioki.co.jp

HIOKI USA CORPORATION

TEL +1-609-409-9109 FAX +1-609-409-9108
http://www.hiokiusa.com / E-mail: hioki@hiokiusa.com

HIOKI (Shanghai) SALES & TRADING CO., LTD.
TEL +86-21-63910090 FAX +86-21-63910360
http://www.hioki.cn / E-mail: info@hioki.com.cn

DISTRIBUTED BY

HIOKI SINGAPORE PTE. LTD.
TEL +65-6634-7677 FAX +65-6634-7477
E-mail: info-sg@hioki.com.sg

HIOKI KOREA CO., LTD.
TEL +82-2-2183-8847 FAX +82-2-2183-3360
E-mail: info-kr@hioki.co.jp