



AMERICAN HAKKO PRODUCTS, INC. - EST. 1984



# NEXT GENERATION SOLDERING

Hakko is a trusted brand for over 70 years with American Hakko Products, Inc. selling and distributing in the United States for over 35 of those years. What has made us so successful throughout the years has always been our commitment to produce high quality tools for your needs. This has made us a leading supplier of quality soldering, desoldering, rework, and fume extraction tools in the market. All of this and more, backed by the Quality, Reliability, and Power you've come to expect from Hakko.

**QUALITY.**  
**RELIABILITY.**  
**POWER.**



# ROBOTIC SOLDERING

• <b>HU-200</b> Robotic Soldering System .....	4
• <b>FU-500</b> Robotic Integration Solder Feeder .....	6
• <b>FU-601</b> Robotic Integration Soldering Module .....	7
• <b>TX1</b> Series Tips .....	8
• <b>TX2</b> Series Tips .....	9



# HU-200

## ROBOTIC SOLDERING SYSTEM

With its built-in programming feature, touchscreen control, and 4-axis system with feeder, operating the **HAKKO HU-200 Robotic Soldering System** is an efficient soldering production solution. Every command is at the operator's fingertips, from precision of movement to controlling the speed at which the HU-200 solders, along with an integrated solder feeder which can control how much solder is dispensed.



### FEATURES & BENEFITS


- TX1 (140W) & TX2 (260W) tips for superior soldering capacity
- Pre-installed easy-to-program software
- Joystick controls for faster and more accurate positioning experience
- 4-axis soldering system (X, Y, Z &  $\phi$ )
- Integrated solder feeder
- Built-in tip cleaner
- FU-601 Robotic Integration Soldering included
- Touchscreen tablet



A touch screen tablet provided as standard equipment allows you to set programming and soldering conditions without having to connect an external PC.



Pre-installed programming software makes creating soldering programs easy to learn. The software enables you to control solder feed, the number of accumulated solder points, soldering speed and much more.



The joysticks give the user better control by allowing you to adjust the inch and jog speed. This allows you to perform more delicate and difficult position adjustments with greater precision.



### SPECIFICATIONS For Part No. HU200-03Z

HU-200 ROBOTIC SOLDERING SYSTEM		
<b>Input Voltage</b>	100-240 VAC, 50 / 60 Hz	
<b>Power Consumption</b>	300 W	
<b>Movement</b>	X-axis	400 mm
	Y-axis	300 mm
	Z-axis	200 mm
	$\phi$ -axis	$\pm 200^\circ$
<b>Drive System</b>	Servo motor (all axes)	
<b>Position Detection</b>	Absolute encoder	
<b>Max Speed</b>	X-axis	800 mm/s
	Y-axis	800 mm/s
	Z-axis	800 mm/s
	$\phi$ -axis	800 °/s
<b>Repeatability</b>	X-axis*	$\pm 0.01$ mm
	Y-axis*	<i>* Only when the unit temperature is constant</i>
	Z-axis*	
	$\phi$ -axis	$\pm 0.01^\circ$
<b>Noise Level</b>	56 dB	
<b>Ambient Temperature Range</b>	0 °F - 104 °F / 0 °C - 40 °C	
<b>Max Workpiece Payload</b>	44.1 lb / 20 kg	
<b>External I/O Ports</b>	20 Inputs / 12 Outputs (2 for cleaner)	
<b>External Interface</b>	4 USB Ports (1 for PC)	
<b>Dimensions (W x H x D)</b>	23.6 x 35.8 x 25.6 in. / 600 x 910 x 650 mm	
<b>Weight</b>	110.23 lb / 50 kg	

HU-200 Specifications & Contents, [see page 5](#)



For more information [Scan QR Code.](#)



## SPECIFICATIONS

<b>FU-601 STATION For Part No. FU601-40X (L-shaped Iron)</b>	
Input Voltage	120 VAC, 50 / 60 Hz
Power Consumption	300 W
Temperature Range	120 °F - 940 °F / 50 °C - 500 °C
ESD Safe	Yes
Output Voltage	29 V
Outer Dimension (W x H x D)	5.7 x 4.2 x 8.3 in. / 145 x 107 x 211 mm
<b>FU-6002 Handpiece For Part No. FU6002-01X</b>	
Tip Series	TX1 (140W) and TX2 Series (260W) <a href="#">see page 8 &amp; page 9</a> (Tips Sold Separately)
Power Consumption	260 W / 29 V
Tip-to-Ground Resistance	< 2 Ω
Tip-to-Ground Potential	< 2 mV
Heater	Composite Ceramic Cartridge
Outer Dimension (W x H x D)	5.7 x 4.2 x 8.3 in. / 145 x 107 x 211 mm
Weight (w/o Cord)	0.38 lb / 173 g



## CONTENTS For Part No. HU200-03Z

Part No.	Description
--	HAKKO HU-200 (robotic soldering station)
<b>FU601-40X</b>	Robotic Soldering Station
--	Power cord
<b>BX1052</b>	Tube unit B Φ 0.5 – 1.0
<b>BX1053</b>	Tube unit B Φ 1.2 – 1.6
<b>BX1054</b>	Tube unit B Φ 0.3
<b>BX1042</b>	Tube unit Φ 1.2 – 1.6
<b>BX1055</b>	Tube unit Φ 0.3 – 1.0
<b>BX1062</b>	USB cable
<b>BX1045<sup>1</sup></b>	Feeder cable: 4 m
<b>CX1003</b>	Cleaner
<b>CX5004</b>	Soldering unit mount
<b>CX5002<sup>1</sup></b>	Soldering unit fixture base
<b>CX5003<sup>1</sup></b>	Cleaner base
<b>CX5005</b>	Feeder unit
--	PC (Windows Tablet)
-- <sup>1</sup>	Attachment holder (for tablet PC)
-- <sup>1</sup>	Display arm (for tablet PC)
--	Instruction manual (CD-ROM)
--	Quick manual (Installation & Connection)
--	I/O cable (for cleaner)
--	Relay cord (1.5 mm)

<sup>1</sup>This system is shipped with it attached to the robot main body.



### TIP ALIGNMENT JIG

The jig is to allow for repeatable placement of the soldering iron tip.

## FU-601 Robotic Integration Soldering Module


### INCLUDED WITH HU-200 ROBOTIC SYSTEM



The **HAKKO FU-601 Robotic Integration Soldering Module** is designed to communicate with the HAKKO FU-500 Intelligent Solder Feeder and the HU-200 Robotic Soldering System to achieve efficient performance soldering automation. [See page 7](#)

### EASY TO OPERATE

Utilizing the power of the FU-601 Soldering Module, the HU-200 is able to reach temperatures of up to 940 °F / 500 °C by using the powerful TX1 (140W) or TX2 (260W) series, which are available in over 40 different tips.



### BUILT-IN SOLDER FEEDER

Feeder perforates the wire solder surface to prevent solder balls and flux spattering.

Pulleys are sold separately.  
Solder wire range:  
0.3 mm - 1.6 mm

### TIP CLEANER

Brush-type cleaner with solder spatter prevention shield.

For more information [Scan QR Code.](#)






# FU-500 & FU-601

## ROBOTIC INTEGRATION SYSTEM

The **HAKKO FU-601 Robotic Integration Soldering Module** is designed to communicate with the **HAKKO FU-500 Robotic Integration Solder Feeder** and integrate with various robotic systems to achieve solder usage efficiency.



For more information  
Scan or Click  
the QR Code.

# FU-500

## INTELLIGENT SOLDER FEEDER

The **HAKKO FU-500 Robotic Integration Solder Feeder** works in conjunction with the HAKKO FU-601 Robotic Integration Soldering Module and can be integrated with various robotic systems to achieve low-cost soldering automation.

### FEATURES & BENEFITS

- Features a compact driver unit that allows the feed to be brought closer to the iron, increasing the accuracy of the amount of solder fed
- With an optical sensor, the FU-500 can detect solder clogging, slipping, and the end of the solder roll
- The Intelligent Solder Feeder is also equipped with a mechanism that perforates the solder wire as a counter measure against flux and solder spatter



**CX5006** used with  
the **FU-6001**  
**STRAIGHT IRON**



**CX1010** used with  
the **FU-6002**  
**L-SHAPE IRON**

### SPECIFICATIONS

STATION	For Part No. FU500-71X (Straight Type)	For Part No. FU500-21X (L-shape Type)
Input Voltage	120 VAC, 50 / 60 Hz	
Power Consumption	35 W	
Outer Dimensions (W x H x D)	5.7 x 3.9 x 9.1 in. / 145 x 100 x 230 mm	
Weight (Station)	5.1 lb / 2.3 kg	
ESD Safe	Yes	
FEEDER UNIT	For Part No. CX5006 (Straight Type)	For Part No. CX1010 (L-shape Type)
Compatible Solder	0.3 - 1.6 mm	0.3 - 1.6 mm

### CONTENTS

FU500-71X (Straight Type)		FU500-21X (L Type)	
Part No.	Description	Part No.	Description
<b>CX5006</b>	Feeder unit (straight type)	<b>CX1010</b>	Feeder unit (L type)
<b>BX1041</b>	Tube unit (0.3-1.0 mm)	<b>BX1041</b>	Tube unit (0.3-1.0 mm)
<b>BX1042</b>	Tube unit (1.2-1.6 mm)	<b>BX1042</b>	Tube unit (1.2-1.6 mm)
<b>BX1036</b>	Feeder cable	<b>BX1036</b>	Feeder cable
<b>B3508</b>	Power cord	<b>B3508</b>	Power cord
<b>BX1057</b>	Solder reel stand	<b>BX1057</b>	Solder reel stand
--	Instruction manual	--	Instruction manual

### PARTS LIST FOR SOLDER DIAMETERS

	0.3 mm	0.5 mm	0.6 mm	0.8 mm	1.0 mm	1.2 mm	1.6 mm
Solder Feeder Drive Unit	BX1000	BX1001	BX1002	BX1003	BX1004	BX1005	BX1006
Solder Feeder Guide Set	BX1007	BX1008			BX1009		
PTFE Tube Inserts	BX1010	BX1011	BX1012	BX1013	BX1014	BX1015	

To configure the FU-500 for use with your soldering application, select the Solder Feeder Drive Unit, Solder Feeder Guide Set, and PTFE Tube Insert based on the diameter of the solder you will be using. These parts are sold separately, but are required for the station to be operational.

# FU-601

## ROBOTIC INTEGRATION SOLDERING MODULE



The **HAKKO FU-601 Robotic Integration Soldering Module** is designed to communicate with the HAKKO FU-500 Intelligent Solder Feeder and with the HU-200 can also be integrated with various robotic systems to achieve low-cost soldering automation.

### FEATURES & BENEFITS

### SPECIFICATIONS

- TX1 (140W) & TX2 (260W) tips for superior soldering capacity
- Up to 260W composite ceramic heating element
- Top controlled temperature of 940°F / 500°C and high mass shapes
- Straight or L-shaped iron options available

### INTERCHANGEABLE SOLDERING IRONS

Select Straight or L-shaped to meet your process requirements. The tip can be easily replaced and the position of the tip end can be easily adjusted using the tip alignment jig.



### NITROGEN ADAPTER ASSEMBLY (Optional)

For nitrogen soldering, attach the optional N<sub>2</sub> adapter to the iron and install a nozzle assembly that matches the tip.



STATION	For Part No. FU601-60X (Straight Iron)	For Part No. FU601-40X (L-shape Iron)
Input Voltage	120 VAC, 50 / 60 Hz	
Output Voltage	29 V	
Power Consumption	300 W	
Temperature Range	120 °F - 940 °F / 50 °C - 500 °C	
Outer Dimensions (W x H x D)	5.7 x 4.2 x 8.3 in. / 145 x 107 x 211 mm	
Weight (Station)	8.8 lb / 4.0 kg	
SOLDERING IRON	For Part No. FU6001-01X (Straight Iron)	For Part No. FU6002-01X (L-shape Iron)
Tip Series	TX1 & TX2 Series <a href="#">see page 8</a> (Tips Sold Separately)	
Power Consumption	260 W MAX / 29 V	
Tip-to-Ground Resistance	< 2 Ω	
Tip-to-Ground Potential	< 2 mV	
Heater	HAKKO Composite Ceramic™	
Weight (w/o cord)	0.376 lb / 171 g	0.381 lb / 173 g

### PART LIST (Optional)

### CONTENTS

Part No.	Description
<b>BX1023</b>	N2 adapter for TX1 tips
<b>BX1024</b>	N2 nozzle assembly A for TX1-XD24/XD3
<b>BX1025</b>	N2 nozzle assembly B for TX1-XD/XD08/XD16
<b>BX1026</b>	N2 nozzle assembly C for TX1-XBCR4/XRC
<b>BX1029</b>	N2 adapter for TX2 tips
<b>BX1030</b>	N2 nozzle assembly D for TX2-XD4/XD6/XDR4/XDR6/XBCR4/XBCR6
<b>BX1031</b>	N2 assembly E for TX2-XD3/XDR3/XBCR3
<b>CX1000</b>	Point solder slide unit for FU-6001/6002
<b>CX1001</b>	Drag solder slide unit for FU-6001/6002
<b>CX1002</b>	Temperature probe
<b>CX1003</b>	Robotic tip cleaner
<b>FU6001-01X</b>	Straight type soldering unit
<b>FU6002-01X</b>	L-shaped type soldering unit

FU601-60X Soldering Module		FU601-40X Soldering Module	
Part No.	Description	Part No.	Description
<b>FU6001-01X</b>	Soldering iron (Straight)	<b>FU6002-01X</b>	Soldering iron (L-shape)
<b>FU601-01X</b>	FU-601 station	<b>FU601-01X</b>	FU-601 station
<b>CX5019</b>	Soldering iron mount	<b>CX5019</b>	Soldering iron mount
<b>CX5017</b>	Tip alignment jig (TX1)	<b>CX5017</b>	Tip alignment jig (TX1)
<b>CX5018</b>	Tip alignment jig (TX2)	<b>CX5018</b>	Tip alignment jig (TX2)
<b>BX1033</b>	Soldering iron cable	<b>BX1033</b>	Soldering iron cable
<b>BX1056</b>	Connecting cable	<b>BX1056</b>	Connecting cable
<b>BX1027</b>	Flux cover	<b>BX1027</b>	Flux cover
--	Feeder unit attachment screw	--	Feeder unit attachment screw
<b>B2300</b>	Heat resistant pad	<b>B2300</b>	Heat resistant pad
<b>B2419</b>	Power cord	<b>B2419</b>	Power cord
--	Instruction manual	--	Instruction manual



For more information [Scan QR Code.](#)




# TX1 SERIES TIPS



## TX1 SERIES (140W) TIPS FOR USE WITH HU-200 & FU-601 STATIONS

UNIT: mm(inch)

TX1-XD (Chisel)	TX1-XD08 (Chisel)	TX1-XD16 (Chisel)	TX1-XD24 (Chisel)
TX1-XD3 (Chisel)	TX1-XBCR2 (Bevel)	TX1-XBCR3 (Bevel)	TX1-XBCR4 (Bevel)
TX1-XDR (Chisel)	TX1-XDR16 (Chisel)	TX1-XDR24 (Chisel)	TX1-XDR3 (Chisel)
TX1-XRK (Slot)	 <p>For more TX1 Series information Scan QR Code.</p>		


# TX2 SERIES TIPS



## TX2 SERIES (260W) TIPS FOR USE WITH HU-200 & FU-601 STATIONS

\* Pre-tinning on one side only.

UNIT: mm(inch)

TX2-XD3 (Chisel)	TX2-XD4 & TX2-XDF4* (Chisel)	TX2-XD6 & TX2-XDF6* (Chisel)	TX2-XD08 & TX2-XDF08* (Chisel)
TX2-XD16 & TX2-XDF16* (Chisel)	TX2-XD24 & TX2-XDF24* (Chisel)	TX2-XD32 & TX2-XDF32* (Chisel)	TX2-XDR3 (Chisel)
TX2-XDR4 & TX2-XDRF4* (Chisel)	TX2-XDR6 & TX2-XDRF6* (Chisel)	TX2-XDRF12* (Chisel)	 <p>For more TX2 Series information Scan QR Code.</p>




**TX2 SERIES (260W) TIPS FOR USE WITH HU-200 & FU-601 STATIONS**

\* Pre-tinning on one side only.

UNIT: mm(inch)

TX2-XDRF16* (Chisel)	TX2-XDRF24* (Chisel)	TX2-XDRF32* (Chisel)	TX2-XBCR3 (Bevel)
TX2-XBCR4 (Bevel)	TX2-XBCR6 (Bevel)	TX2-XBCR16 (Bevel)	TX2-XBCR24 (Bevel)
TX2-XBCR32 (Bevel)	TX2-XNC16 (Bevel)	TX2-XNC24 (Bevel)	TX2-XNC32 (Bevel)
TX2-XNC40 (Bevel)	TX2-XNC60 (Bevel)	TX2-XNC100 (Bevel)	TX2-XRK (Slot)
TX2-XRK1040 (Slot)	TX2-XRK1545 (Slot)	TX2-XRK2055 (Slot)	TX2-XRK3065 (Slot)
TX2-XDR1632 (Groove)	<p>For more TX2 Series information Scan QR Code.</p>		

# SOLDERING

• <b>FX-100</b> Induction Heating Soldering Station.....	12
• <b>FX-1001</b> IH Standard Soldering Handpiece.....	13
• <b>T31</b> Series Tips .....	14
• <b>FX-1002</b> IH Micro Soldering Handpiece .....	15
• <b>T35</b> Series Tips .....	15
• <b>FX-1003</b> IH Micro Rework Tweezers .....	16
• <b>T38</b> Series Tips .....	17
• <b>HAKKO CONTROL SOFTWARE</b> .....	18
• <b>FX-971</b> Soldering Station .....	20
• <b>FX-972</b> Dual-Port Soldering Station .....	21
• <b>FX-9701</b> Standard Soldering Handpiece .....	22
• <b>T39</b> Series Tips .....	22
• <b>FX-9703</b> Micro Soldering Handpiece .....	25
• <b>T50</b> Series Tips .....	25
• <b>FX-9705</b> Rework Tweezers .....	26
• <b>T51</b> Series Tips .....	26
• <b>FX-9706</b> Micro Rework Tweezers .....	27
• <b>T52</b> Series Tips .....	27
• <b>FX-9707</b> Heavy-Duty Soldering Handpiece.....	28
• <b>T53</b> Series Tips .....	28
• <b>FX-951</b> Soldering Station .....	29

• <b>FX-805</b> Ultra Heavy-Duty Soldering Station .....	30
• <b>FH-220</b> Holder .....	31
• <b>FX-8004</b> Ultra Heavy-Duty Soldering Handpiece .....	31
• <b>T37</b> Series Tips .....	32
• <b>T33</b> Series Tips .....	33
• <b>FX-780 &amp; FX-781</b> Nitrogen Generator .....	34
• <b>NITROGEN</b> Handpiece Variations .....	36
• <b>FX-9702</b> N <sub>2</sub> Standard Soldering Handpiece .....	37
• <b>FX-9704</b> N <sub>2</sub> Micro Soldering Handpiece .....	37
• <b>FX-9708</b> N <sub>2</sub> Heavy-Duty Soldering Handpiece .....	37
• <b>FX-8005</b> N <sub>2</sub> Ultra Heavy-Duty Soldering Handpiece .....	37
• <b>FM-2026</b> Nitrogen Soldering Handpiece .....	38
• <b>T17</b> Series Tips .....	38
• <b>FM-2031</b> Nitrogen Heavy-Duty Soldering Handpiece .....	39
• <b>T22</b> Series Tips .....	39
• <b>FX-305</b> Digital Soldering Pot .....	40
• <b>FX-300</b> Analog Soldering Pot .....	42
• <b>373</b> Solder Feeder .....	43
• <b>485</b> Solder Fountain .....	44
• <b>FX-888D</b> Soldering Station .....	45
• <b>FX-889</b> Dual-Port Soldering Station .....	46
• <b>FX-600</b> Soldering Iron .....	47
• <b>FX-601</b> Soldering Iron .....	48
• <b>T19</b> Series Tips .....	48
• <b>T18</b> Series Tips .....	49
• <b>FX-650</b> Soldering Iron .....	50
• <b>T34</b> Series Tips .....	50
• <b>FX-901</b> Cordless Soldering Iron .....	51
• <b>PRESTO 980</b> Pencil-Style Soldering Iron .....	51



# FX-100

## INDUCTION HEATING SOLDERING STATION



No calibration required. Simply turn ON the station, and feel its power! Within seconds, you'll notice the power of the **HAKKO FX-100 Induction Heating Soldering Station**, rapidly transferring heat to the tips using HAKKO's induction heating technology.



### FEATURES & BENEFITS

- Password Lockout prevents unauthorized system setup changes
- Sleep Function reduces tip temperature to preserve tip life and reduce oxidation when the iron is not in use
- Large backlit display provides a clear and simple interface for the operator
- Auto shut-off safety feature
- Compact design minimizes the workbench footprint



### SPECIFICATIONS For Part No. FX100-04

STATION	
Voltage	120 VAC
Power Consumption	85 W
Temperature Stability	Meets or exceeds IPC J-STD-001
Output Frequency	13.56 MHz
Outer Dimensions (W x H x D)	5.0 x 5.9 x 6.6 in. / 127 x 150 x 167 mm
Included Handpiece	FX-1001 (Part No. FX1001-51) <a href="#">see page 13</a>

### FX-100 STACKING STAND

P/N: 777-208

Expand your workbench space with the **Stacking Stand** designed perfectly for the FX-100 Soldering Station



### CONTENTS For Part No. FX100-04 (Complete Kit w/ Station, Handpiece & Iron Holder)

Part No.	Description
<b>FX100-53</b>	Station + B2419 (power cord)
<b>FX1001-51</b>	Handpiece
<b>FH800-51BY</b>	Iron holder + brass wire & sponge
<b>B5006</b>	Heat resistant sleeve - yellow color (installed)
<b>B5007</b>	Heat resistant sleeve - green color
<b>B5008</b>	Heat resistant sleeve - gray color
<b>B2300</b>	Heat resistant pad
---	Instruction manual



### FX100-04 SOLDERING STATION

Includes everything shown in picture.

**IRON HOLDER**  
w/ Brass Wire & Sponge  
P/N: FH800-51BY

**HEAT RESISTANT PAD**  
P/N: B2300



**HEAT RESISTANT ANTIBACTERIAL SLEEVES**  
P/N: B5007 & B5008

**HANDPIECE FX-1001**  
P/N: FX1001-51



Note: Stacking Stand & Tips Sold Separately

For more information [Scan QR Code.](#)



# FX-1001

## STANDARD SOLDERING IRON

The **HAKKO FX-1001 Standard Soldering Iron** is a lightweight, slender, and ergonomically designed handpiece with a burn resistant cord that allows the operator dexterity. The FX-1001 handpiece works with the FX-100 soldering station, and uses T31 series tips, available in 4 different temperature series.

SOLDERING

### FEATURES & BENEFITS

- Powered by RF (induction) heating
- T31 series tips deliver great performance while providing up to 2 times longer tip life (on average) compared to other non-HAKKO tips
- No calibration required
- Slender, lightweight, and ergonomically designed handpiece with burn resistant cord allowing for excellent operator dexterity
- Conversion Kit available (FX1001-52)
- Sleep function that engages when the handpiece is placed in the holder

### SPECIFICATIONS For Handpiece Only Part No. FX1001-51

Tip Series	T31-00: 895 °F / 480 °C, T31-01: 840 °F / 450 °C, T31-02: 750 °F / 400 °C, T31-03: 660 °F / 350 °C see page 14 (Tips Sold Separately)
Type of Station	HAKKO Induction Heating Soldering Station
Tip to Ground Resistance	< 2 Ω
Tip to Ground Potential	< 2 mV

### CONTENTS For Part No. FX1001-52 (Complete Kit w/ Handpiece & Iron Holder)

Part No.	Description
FX1001-51	Handpiece
FH800-51BY	Iron holder + brass wire & sponge
B5006	Heat resistant sleeve - yellow color (installed)
B5007	Heat resistant sleeve - green color
B5008	Heat resistant sleeve - gray color
B2300	Heat resistant pad
--	Instruction manual

### FX1001-52 STANDARD HANDPIECE KIT

Includes everything shown in picture.



**IRON HOLDER**  
w/ Brass Wire & Sponge  
P/N: FH800-51BY

**HEAT RESISTANT PAD**  
P/N: B2300

**HANDPIECE FX-1001**  
P/N: FX1001-51  
Tip not included

**HEAT RESISTANT ANTIBACTERIAL SLEEVES**  
P/N: B5007 & B5008

The FX1001-51 Standard Handpiece is included with the **HAKKO FX100-04 set**, see page 12.



**FT-720\***  
**TIP CLEANER**  
P/N: FT720-03  
see page 101.


\*Sold Separately



For more information Scan QR Code.

**Note:** A variety of T31 Series Tips have been updated with new **T31B Series Tips**. Refer to yellow tags below.

The **T31 Tips** can be easily identified by a distinctive colored connector end which represents the temperature series of each tip. **Note:** Not all tips available in every temperature series.



- xx = 00 = 895 °F / 480 °C**
- xx = 01 = 840 °F / 450 °C**
- xx = 02 = 750 °F / 400 °C**
- xx = 03 = 660 °F / 350 °C**



**T31 SERIES TIPS FOR USE WITH FX-1001**

UNIT: mm(inch)

T31-xxBC1 (Bevel)	T31-xxBC28 (Bevel)	T31-xxBL (Conical)	T31-xxSBL (Conical)
<b>T31B-xxD08 (Conical)</b>	<b>T31-xxWD08 (Chisel)</b>	<b>T31B-xxD16 (Chisel)</b>	<b>T31B-xxD24 (Chisel)</b>
<b>T31B-xxD52 (Chisel)</b>	<b>T31-xxI (Conical)</b>	<b>T31B-xxIL (Conical)</b>	<b>T31-xxLI (Conical)</b>
<b>T31-xxJ02 (Bent)</b>	<b>T31B-xxJL02 (Bent)</b>	<b>T31B-xxJS02 (Bent)</b>	<b>T31-xxJD14 (Bent)</b>
<b>T31-xxJD17 (Bent)</b>	<b>T31-xx1601 (Bent)</b>	<p>For more T31 Series information Scan QR Code.</p>	
<b>T31-xxKU (Knife)</b>	<b>T31-xx1401 (Spatula 10.4)</b>	<b>T31-xx1402 (Spatula 15.7)</b>	

# FX-1002

## MICRO SOLDERING IRON



The **HAKKO FX-1002 Micro Soldering Iron** works with the FX-100 Soldering System. The power and performance of induction heating can now be felt with the FX-1002 micro handpiece and T35 series tips. By reducing the size of the tip and handpiece, the FX-1002 allows operators to work under a microscope for micro soldering applications.

For more information  
Scan QR Code.



SOLDERING

### FEATURES & BENEFITS

- The FX-100 Micro Solution!
- Same great power and performance felt with induction heating
- Quick-change T35 Series tips
- Conversion Kit Available (FX1002-84)
- Great for working under microscopes
- Sleep function that engages when the handpiece is placed in the holder

### SPECIFICATIONS For Handpiece Only Part No. FX1002-83

Tip Series	T35-02: 750 °F / 400 °C, T35-03: 660 °F / 350 °C <i>see below</i> (Tips Sold Separately)
Type of Station	HAKKO Induction Heating Soldering Station
Tip to Ground Resistance	< 2 Ω
Tip to Ground Potential	< 2 mV

### CONTENTS For Part No. FX1002-84 (Complete Kit w/ Handpiece & Iron Holder)

Part No.	Description
FX1002-83	Handpiece only
FH800-52BY	Iron holder + brass wire & sponge
B5179	Heat resistant sleeve - yellow color (installed)
B5180	Heat resistant sleeve - green color
B2300	Heat resistant pad
--	Instructional manual

### FX1002-84 MICRO SOLDERING HANDPIECE KIT

Includes everything shown in picture.

**IRON HOLDER**  
w/ Brass Wire & Sponge  
P/N: FH800-52BY

**HEAT RESISTANT PAD**  
P/N: B2300

**HEAT RESISTANT ANTIBACTERIAL SLEEVES**  
P/N: B5179 (Installed) & B5180

**HANDPIECE ONLY**  
P/N: FX1002-83



The FX1002-83 Micro Handpiece is used with the **HAKKO FX-100 set**, see page 12.

*\*Sold Separately*



### T35 SERIES TIPS



● xx = 02 = 750 °F / 400 °C

○ xx = 03 = 660 °F / 350 °C

### T35 MICRO TIPS FOR USE WITH FX-1002

UNIT: mm(inch)

T35-xxD06 (Conical)	T35-xxD1 (Conical)	T35-xxKU (Knife)	T35-xxI (Conical)	T35-xxJ (Bent)



For more information Scan QR Code.



# FX-1003

## IH MICRO REWORK TWEEZERS

The **HAKKO FX-1003 IH Micro Rework Tweezers** work with the HAKKO FX-100 Induction Heating Soldering Station, delivering the same great power and performance felt with induction heating. With the ultra fine T38 tip shapes available in TWO different temperature series (750 °F & 660 °F), the FX-1003 Micro Hot Tweezers will transform the way you rework.



### FEATURES & BENEFITS

- 4 types of tip alignment are possible:  
-Vertical: ±1 mm, Horizontal: 10mm, Forward: ±1.5 mm, Angle: ±200 deg.
- The handpiece is designed with an ergonomic shape for comfort and is ESD safe
- The holder includes built-in tip removal feature, stores up to 4 spare tips and makes changing out hot tips easy and convenient
- Sleep function that engages when the handpiece is placed in the holder



### SPECIFICATIONS For Handpiece Only Part No. FX1003-83

Tip Series	T38-02: 750 °F / 400 °C, T38-03: 660 °F / 350 °C <i>see page 17 (Tips Sold Separately)</i>
Type of Station	HAKKO Induction Heating Soldering Station
Tip to Ground Resistance	<2 Ω
Tip to Ground Potential	<2 mV



### CONTENTS For Part No. FX1003-84 (Complete Kit w/ IH Micro Rework Tweezers & Holder)

Part No.	Description
FX1003-83 FH800-84BY	FX-1003 handpiece only Holder + brass wire & sponge

### FX1003-84 IH MICRO REWORK TWEEZER KIT

Includes everything shown in picture.



The FX-1003 Micro Tweezers are used with the **HAKKO FX-100\*** set, see [page 12](#).

*\*Sold Separately*



For more information [Scan QR Code](#).






## Micro and Precise Tip Lineup for a Variety of Rework

The wide selection of T38 tip shapes support rework of components as small as 01005.




T38 TIPS (SET OF 2) FOR USE WITH FX-1003 T38-02 Series 750 °F / 400°C ● T38-03 Series 660 °F / 349°C

UNIT: mm



Shape I For 01005 component	T38-02I T38-03I (Conical)	T38-02IS T38-03IS (Conical)

Shape J For 01005 component	T38-02J T38-03J (Bent)	T38-02JS T38-03JS (Bent)



Shape L	T38-02L1 T38-03L1 (Chip)	T38-02L2 T38-03L2 (Chip)

Shape K	T38-02K T38-03K (Knife)

For more T38 Series information Scan QR Code.



## 4 ADJUSTABLE TIP ALIGNMENTS



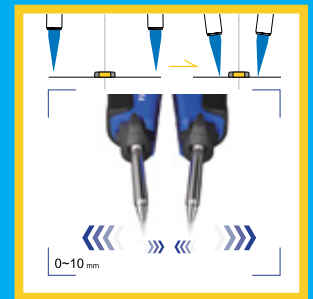
### VERTICAL

Perfectly adjusts the tips for precision accuracy



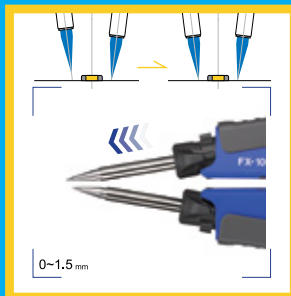
### HORIZONTAL

This allows for larger and much smaller components to be removed with a width range of 10 mm down to 0



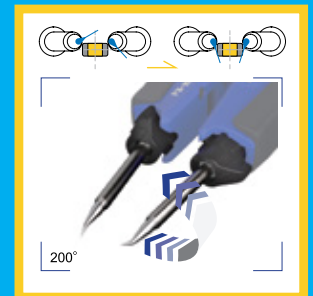
### FORWARD

Both left and right tips are adjustable to correct alignment



### ANGLE

Rotating the tips give the operator better control of how they would like to remove the components, catering to preference



The FX-1003 Micro Hot Tweezers sports an impressive **line up of tip alignment adjustments** to secure the right contact for micro components.

**NEW**

# HAKKO CONTROL SOFTWARE

The New Hakko Control Software allows the operator to store and load multiple parameter settings for process management control, setting profiles and tip temperature. With the new Hakko Control Software, the operator can also record tip temperature data, record tip offset measurements, and read a real-time temperature graph from a PC.



**FX-971**



**FX-972**

**TEMPERATURE**

**5 PRESETS**

**SAVE & LOAD  
PARAMETERS**

**RECORD AUTO CAL  
RESULTS**



**FX-805**



**FX-305**

## GRAPH & RECORD TEMPERATURE

*\*Depending on station in use*





NEW

# FX-971 SOLDERING STATION

The new **HAKKO FX-971 Soldering Station** is the future of soldering, bringing together precision and innovation with the quality, reliability and power Hakko is known for. A 100W stackable station with a minimal footprint to maximize your workbench space, both a standard and micro handpiece, and an all-new holder for removing and storing tips. This newly designed stackable soldering station provides operators with a 15-degree face tilt, large LCD screen, multi-button functionality, and works with the new Hakko Control Software.



SOLDERING



## FEATURES & BENEFITS

- Lightweight and compact 100W soldering station
- Efficient soldering performance with new user interface
- New Hakko Control Software allows for easy parameter set up, as well as data logging
- Large, easy-to-read LCD with a 15-degree face plate tilt
- Password lockout feature for process control
- Iron holder with built-in tip holder and tip exchange features
- Works seamlessly with the FG-100B/101B Tip Thermometer for measuring and wirelessly offsetting the tip temperature to the station



## SPECIFICATIONS For Part No. FX971-010

STATION	
Voltage	AC 24 V
Power Consumption	100 W
Temperature Range	120 °F – 850 °F / 50 °C – 450 °C
Temperature Stability	±5 °F / ±3 °C at idle
Outer Dimensions (W x H x D)	3.7 x 5 x 4.8 in. / 93 x 126 x 133 mm
Weight (w/o Cord)	2.6 lb / 1.2 kg
Included Handpiece	FX-9701 (P/N: FX9701-81) <a href="#">see page 22</a>

## FX971-010 SOLDERING STATION SET

Includes everything shown in picture.



## CONTENTS For Part No. FX971-010 (Complete Kit w/ Station, Handpiece & Iron Holder)

Part No.	Description
--	FX-971 soldering station
<b>FX9701-81</b>	FX-9701 soldering handpiece
<b>FH215-010</b>	FH-215 iron holder w/ cleaning sponge & wire
<b>B5129</b>	USB cable
<b>B2419</b>	Power cord
--	Instruction manual
--	CD-ROM for PC software

## 4 COMPATIBLE HANDPIECES

\* All handpieces sold separately.  
*Available also in N2.*



## HAKKO CONTROL SOFTWARE



New HAKKO Control Software allows the operator to set parameters, profiles and record offset & temperature data (from a PC). To download the Hakko Control Software visit us at: <https://hakkousa.com> or Scan the QR Code.



For more information Scan QR Code.

**NEW**

# FX-972 DUAL-PORT SOLDERING STATION

The new **Hakko FX-972 Dual-Port Soldering Station** is a 200W soldering station that has the power to utilize multiple handpieces for various operator needs. The FX-972 supports 8 different types of handpieces including regular and micro soldering irons, rework tweezers, micro rework tweezers, heavy-duty soldering irons, and nitrogen handpieces as well. In addition, the FX-972 uses a large LCD display, intuitive user interface, wireless IR temperature offsetting, and works with the new Hakko Control Software for data logging capabilities.



SOLDERING

## ★ FEATURES & BENEFITS

- A 200W dual port soldering station
- Compatible with 8 different handpieces (see below)
- Large, easy-to-read LCD with a 15-degree face plate tilt
- Password lockout feature for process control
- Iron holder with built-in tip holder and tip exchange features
- Works seamlessly with the FG-100B/101B Tip Thermometer for measuring and wirelessly offsetting the tip temperature on the station

## ⚙️ SPECIFICATIONS For Part No. FX972-011

STATION	
<b>Voltage</b>	AC 24 V
<b>Power Consumption</b>	200 W
<b>Max Temperature Range</b>	120 °F – 940 °F / 50 °C – 500 °C *Varies w/ handpiece
<b>Temperature Stability</b>	±5 °F / ±3 °C at idle
<b>Outer Dimensions (W x H x D)</b>	5 × 5.9 × 5.4 in. / 126 × 151 × 136 mm
<b>Weight (w/o Cord)</b>	6.2 lb / 2.8 kg

### FX972-011 SOLDERING STATION ONLY

Includes everything shown in picture.

CD-ROM for PC SOFTWARE



USB CABLE  
P/N: B5129



COLOR BAND  
P/N: B5348



STATION

## 📄 CONTENTS For Part No. FX972-011 (Station Only)

Part No.	Description
--	FX-972 soldering station
<b>B5348</b>	Color band
<b>B5129</b>	USB cable
<b>B2419</b>	Power cord
--	Instruction manual
--	CD-ROM for PC software

### 8 COMPATIBLE HANDPIECES

\* All handpieces sold separately. Available also in N2.



### HAKKO CONTROL SOFTWARE



New HAKKO Control Software allows the operator to set parameters, profiles and record offset & temperature data (from a PC). To download the Hakko Control Software visit us at: <https://hakkousa.com> or Scan the QR Code.



For more information Scan QR Code.



For more information  
Scan QR Code.

# FX-9701

## STANDARD SOLDERING HANDPIECE

The new **HAKKO FX-9701 Standard Handpiece** works with the FX-971 & FX-972 Soldering Stations. An ergonomic, lightweight, 95W handpiece with over 60 tip varieties. The FX-9701 perfectly accompanies the new FX-971 aesthetic and no longer requires the interchanging of grips. *\*Tips Sold Separately.*

SOLDERING



### FEATURES & BENEFITS

- 95W Soldering Handpiece
- Single piece handpiece with built-in sleep mode sensor
- Offering a wide variety of T39 tips for various soldering applications



### SPECIFICATIONS For Part No. FX9701-81

HANDPIECE	
Tip Series	T39 Series see page 22-24
Station Compatibility	FX-971 see page 20 & FX-972 see page 21
Power Consumption	95 W / 24 VAC
Tip-to-Ground Resistance	< 2 Ω
Leak Voltage	< 2 mV
Heating Element	Composite heater

### FX9701-011 STANDARD SOLDERING HANDPIECE KIT

Includes everything shown in picture.



### CONTENTS For Part No. FX9701-011 (Complete Kit w/ Handpiece & Holder)

Part No.	Description
FX9701-81 FH215-010	FX-9701 standard handpiece only Holder + brass wire & cleaning sponge

Also Available: **FX-9702** Part No. FX9702-81  
**N<sub>2</sub> COMPATIBLE STANDARD SOLDERING IRON**  
see page 37

## T39 SERIES TIPS

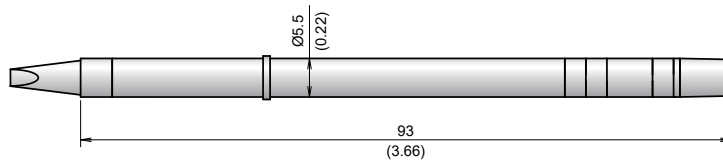


### T39 SERIES TIPS FOR USE WITH THE FX-9701 & FX-9702 HANDPIECES

UNIT: mm(inch)

T39-B02	(Conical)	T39-B05	(Conical)	T39-B07	(Conical)	T39-BC1020	(Bevel)
T39-BC1530	(Bevel)	T39-BC2040	(Bevel)	T39-BC2535	(Bevel)	T39-BC3065	(Bevel)

# T39 SERIES TIPS



## T39 SERIES TIPS FOR USE WITH THE FX-9701 & FX-9702 HANDPIECES

UNIT: mm(inch)

<b>T39-BC3545</b> (Bevel)  Nozzle Assy E <b>N2 B5294</b>	<b>T39-BCF1020</b> (Bevel)  Nozzle Assy I <b>N2 B5298</b>	<b>T39-BCF2535</b> (Bevel)  Nozzle Assy H <b>N2 B5297</b>	<b>T39-BCF3545</b> (Bevel)  Nozzle Assy E <b>N2 B5294</b>
<b>T39-BCM2535</b> (Bevel)  Nozzle Assy H <b>N2 B5297</b>	<b>T39-BCM3545</b> (Bevel)  Nozzle Assy E <b>N2 B5294</b>	<b>T39-BL02</b> (Conical)  Nozzle Assy K <b>N2 B5333</b>	<b>T39-BLL02</b> (Conical)  Nozzle Assy I <b>N2 B5298</b>
<b>T39-BS02</b> (Conical)  	<b>T39-BS03</b> (Conical)  	<b>T39-C1020</b> (Bevel)  Nozzle Assy J <b>N2 B5332</b>	<b>T39-C1025</b> (Bevel)  Nozzle Assy J <b>N2 B5332</b>
<b>T39-C4055</b> (Bevel)  Nozzle Assy E <b>N2 B5294</b>	<b>T39-CF4055</b> (Bevel)  Nozzle Assy E <b>N2 B5294</b>	<b>T39-D08</b> (Chisel)  Nozzle Assy G <b>N2 B5296</b>	<b>T39-D12</b> (Chisel)  Nozzle Assy G <b>N2 B5296</b>
<b>T39-D16</b> (Chisel)  Nozzle Assy G <b>N2 B5296</b>	<b>T39-D24</b> (Chisel)  Nozzle Assy D <b>N2 B5293</b>	<b>T39-D32</b> (Chisel)  Nozzle Assy D <b>N2 B5293</b>	<b>T39-D4</b> (Chisel)  Nozzle Assy B <b>N2 B5291</b>
<b>T39-D52</b> (Chisel)  Nozzle Assy B <b>N2 B5291</b>	<b>T39-DL32</b> (Long Chisel)  	<b>T39-DL4</b> (Long Chisel)  	<b>T39-DL52</b> (Long Chisel)  
<b>T39-DLS15</b> (Chisel)  	<b>T39-I02</b> (Conical)  Nozzle Assy J <b>N2 B5332</b>	<b>T39-IL02</b> (Conical)  Nozzle Assy K <b>N2 B5333</b>	<b>T39-ILS015</b> (Conical)  Nozzle Assy K <b>N2 B5333</b>
<b>T39-J02</b> (Bent)  Nozzle Assy I <b>N2 B5298</b>	<b>T39-JL02</b> (Bent)  	<b>T39-JS02</b> (Bent)  	<b>T39-JD08</b> (Bent)  




# T39 SERIES TIPS



## T39 SERIES TIPS FOR USE WITH THE FX-9701 & FX-9702 HANDPIECES

UNIT: mm(inch)

SOLDERING

T39-JD14 (Bent)	T39-JD16 (Bent)	T39-K (Knife)	T39-KF (Knife)
T39-KL (Knife)	T39-KR (Knife)	T39-KU (Knife)	T39-SP104 (Spatula)
T39-SP157 (Spatula)	T39-SP212 (Spatula)	T39-BCR1235 (Grooved)	T39-BCR12 (Grooved Bevel)
T39-BCR16 (Grooved Bevel)	T39-BCR24 (Grooved Bevel)	T39-BCR32 (Grooved Bevel)	T39-BCR4 (Grooved Bevel)
T39-BCR52 (Grooved Bevel)	T39-DR12 (Grooved Chisel)	T39-DR16 (Grooved Chisel)	T39-DR24 (Grooved Chisel)
T39-DR32 (Grooved Chisel)	T39-DR4 (Grooved Chisel)	T39-DR52 (Grooved Chisel)	T39-DS24 (Short Chisel)
T39-DS32 (Short Chisel)	T39-DS4 (Short Chisel)	T39-DS52 (Short Chisel)	 <p>For more information Scan QR Code.</p>





# FX-9703

## MICRO SOLDERING HANDPIECE

For more information  
Scan QR Code.



The new **HAKKO FX-9703 Micro Soldering Handpiece** works with the FX-971 & FX-972 Soldering Stations. A precision micro soldering iron with quick recovery time and 70W of power. This micro handpiece is ideal for soldering micro components especially when soldering under a microscope. 8 different tip variations for soldering components. The FX-9703 Micro Handpiece is the latest innovation in micro soldering.

*\*Tips Sold Separately.*

SOLDERING



### FEATURES & BENEFITS

- 70W Micro Soldering Handpiece
- The slim and shorter handpiece is an ideal option for operators working under the microscope
- Offering 8 T50 tip types for all your micro soldering needs



### SPECIFICATIONS For Part No. FX9703-81

HANDPIECE	
Tip Series	T50 Series <a href="#">see below</a>
Station Compatibility	FX-971 <a href="#">see page 20</a> & FX-972 <a href="#">see page 21</a>
Power Consumption	70 W / 24 VAC
Tip-to-Ground Resistance	< 2 Ω
Leak Voltage	< 2 mV
Heating Element	Composite heater

### FX9703-011 MICRO SOLDERING HANDPIECE KIT

Includes everything shown in picture.



The **HAKKO FT-720 Tip Cleaner** provides quick and effective cleaning of soldering iron tips with sensor activated counter-rotating brushes, which remove tip oxides, debris, and excess solder without damaging the tip plating.  
*\*Sold Separately*



**IRON HOLDER  
w/ Brass Wire & Sponge**  
P/N: FH215-011



### CONTENTS For Part No. FX9703-011 (Complete Kit w/ Micro Handpiece & Holder)

Part No.	Description
<b>FX9703-81</b> <b>FH215-011</b>	FX-9703 Micro handpiece Holder + brass wire & sponge

Also Available: **FX-9704** Part No. **FX9704-81**  
**N<sub>2</sub> COMPATIBLE MICRO SOLDERING IRON** [see page 37](#)

## T50 SERIES TIPS



**MICRO SOLDERING  
HANDPIECE**  
P/N: FX9703-81



### T50 SERIES TIPS FOR USE WITH THE FX-9703 & FX-9704 HANDPIECES

UNIT: mm(inch)

Tip Part No.	Tip Shape	Dimensions (mm)	Dimensions (inch)	Notes
<b>T50-D02</b>	(Chisel)	Tip diameter: 0.2 (0.008), Length: 5.5 (0.22)	Tip diameter: 0.1 (0.004), Length: 5.5 (0.22)	Nozzle Assy A: N2 B5337, Nozzle Assy B: N2 B5338
<b>T50-D04</b>	(Chisel)	Tip diameter: 0.4 (0.02), Length: 5.5 (0.22)	Tip diameter: 0.2 (0.008), Length: 5.5 (0.22)	Nozzle Assy A: N2 B5337, Nozzle Assy B: N2 B5338
<b>T50-D06</b>	(Chisel)	Tip diameter: 0.6 (0.024), Length: 6 (0.24)	Tip diameter: 0.2 (0.008), Length: 6 (0.24)	Nozzle Assy A: N2 B5337, Nozzle Assy B: N2 B5338
<b>T50-D1</b>	(Chisel)	Tip diameter: 0.1 (0.004), Length: 6 (0.24)	Tip diameter: 0.2 (0.008), Length: 6 (0.24)	Nozzle Assy A: N2 B5337, Nozzle Assy B: N2 B5338
<b>T50-I01</b>	(Conical)	Tip diameter: 0.1 (0.004), Length: 5.5 (0.22)	Tip diameter: 0.1 (0.004), Length: 5.5 (0.22)	Nozzle Assy A: N2 B5337, Nozzle Assy B: N2 B5338
<b>T50-J01</b>	(Bent)	Tip diameter: 0.1 (0.004), Length: 3 (0.12)	Tip diameter: 0.1 (0.004), Length: 3 (0.12)	Nozzle Assy A: N2 B5337
<b>T50-KU</b>	(Knife)	Tip diameter: 0.15 (0.006), Length: 7 (0.28)	Tip diameter: 0.1 (0.004), Length: 7 (0.28)	Nozzle Assy A: N2 B5337
<b>T50-KN</b>	(Knife)	Tip diameter: 0.15 (0.006), Length: 8.5 (0.33)	Tip diameter: 0.8 (0.03), Length: 8.5 (0.33)	Nozzle Assy A: N2 B5337

**Note:** Nozzle Assy A & B may be used with the T50 tips (D02, D04, D06, D1 & I01). Use Nozzle Assy A when using the tip parallel to the board or when Nozzle Assy B interferes with surrounding components.

Nozzle Assy A



Nozzle Assy B



For more information [Scan QR Code.](#)





NEW

# FX-9705

## REWORK TWEEZERS



The new **HAKKO FX-9705 Rework Tweezers** is the latest handpiece to work for use with the FX-972 dual port soldering station. Designed for the removal of small surface mount components, this lightweight, ergonomic handpiece delivers 190W of power to ensure the job gets done efficiently. The FX-9705 has two levels of adjustment capabilities built-in. *\*Tips Sold Separately.*

SOLDERING



### FEATURES & BENEFITS

- 190W Rework Tweezers
- Superior thermal performance
- Quick thermal recovery and light weight ergonomic design
- Two levels of adjustments: Vertical and Forward



### SPECIFICATIONS For Part No. FX9705-81

HANDPIECE	
Tip Series	T51 Series <i>see below</i>
Station Compatibility	FX-972 <i>see page 21</i>
Power Consumption	190 W / 24 VAC
Tip-to-Ground Resistance	< 2 Ω
Leak Voltage	< 2 mV
Heating Element	Composite heater

### FX9705-011 REWORK TWEEZERS KIT

Includes everything shown in picture.

### REWORK TWEEZERS

P/N: FX9705-81



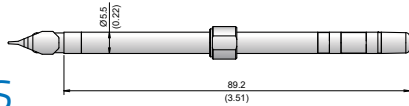
**IRON HOLDER**  
w/ Brass Wire & Sponge  
P/N: FH220-013



### CONTENTS For Part No. FX9705-011 (Complete Kit w/ Rework Tweezers & Holder)

Part No.	Description
<b>FX9705-81</b> <b>FH220-013</b>	FX-9705 rework tweezers only Holder + brass wire & sponge

## T51 SERIES TIPS



2 LEVELS OF  
TIP ALIGNMENT:



VERTICAL



FORWARD

For more information  
Scan QR Code.



### T51 SERIES TIPS FOR USE WITH THE FX-9705 REWORK TWEEZERS (T51 series tips all sold as pairs)

UNIT: mm(inch)

<b>T51-C05</b> (Chip)	<b>T51-I05</b> (Chip)	<b>T51-L1</b> (Chip)	<b>T51-L2</b> (Chip)
<b>T51-L3</b> (Chip)	<b>T51-L6</b> (SOP)	<b>T51-L8</b> (SOP)	<b>T51-L10</b> (SOP)
<b>T51-L13</b> (SOP)	<b>T51-L16</b> (SOP)	<b>T51-LA3</b> (Chip/Angled)	<b>T51-LA6</b> (SOP/Angled)
		<b>T51-LA8</b> (SOP/Angled)	<b>T51-LA10</b> (SOP/Angled)



For more information  
Scan QR Code.

NEW

# FX-9706 MICRO TWEEZERS



The latest **HAKKO FX-9706 Micro Tweezers** is designed to work specifically with the FX-972 Dual Soldering Station. The FX-9706 has quick thermal recovery performance and is excellent for micro SMD components. *\*Tips Sold Separately.*



## FEATURES & BENEFITS

- 140W Micro Tweezers
- Four levels of tip alignment:
  - 1) **Vertical: ±1 mm** (Perfectly adjusts the tips for precision accuracy)
  - 2) **Horizontal: 10mm** (This allows for larger and much smaller components to be removed with a width range of 10 mm down to 0)
  - 3) **Forward: ±1.5 mm** (Both left and right tips are adjustable to correct alignment)
  - 4) **Angle: ±200 deg** (Rotating the tips give the operator better control of how they would like to remove the components, catering to preference)
- The handpiece is ESD safe with an ergonomic shape for comfort
- The holder includes built-in tip removal feature, stores up to 4 spare tips and makes changing out hot tips easy and convenient
- Sleep function that engages when the handpiece is placed in the holder



## SPECIFICATIONS For Part No. FX9706-81

HANDPIECE	
Tip Series	T52 Series <i>see below</i>
Station Compatibility	FX-972 <i>see page 21</i>
Power Consumption	140 W / 24 VAC
Tip-to-Ground Resistance	< 2 Ω
Leak Voltage	< 2 mV
Heating Element	Composite heater



## CONTENTS For Part No. FX9706-011 (Complete Kit w/ Micro Tweezers & Holder)

Part No.	Description
FX9706-81	FX-9706 Micro tweezers only
FH215-014	Holder + brass wire & sponge

### FX9706-011 MICRO TWEEZER KIT

Includes everything shown in picture.



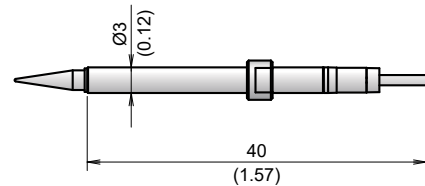
**IRON HOLDER**  
w/ Brass Wire & Sponge  
P/N: FH215-014

**MICRO TWEEZERS**  
P/N: FX9706-81

### 4 LEVELS OF TIP ALIGNMENT:



For more information  
Scan QR Code.



## T52 SERIES TIPS



### T52 SERIES TIPS FOR USE WITH FX-9706 MICRO TWEEZERS (T52 series tips all sold as pairs)

UNIT: mm(inch)

T52-I005	(Conical)	T52-I015	(Conical)	T52-J005	(Bent)	T52-J015	(Bent)
T52-K	(Knife)	T52-L1	(Chip)	T52-L2	(Chip)	<p>For more information Scan QR Code.</p>	



NEW

# FX-9707 HEAVY-DUTY HANDPIECE



For more information  
Scan QR Code.

The **HAKKO FX-9707 Heavy-Duty Handpiece** is for the FX-972 Dual Soldering Station. The FX-9707 is a 200W iron meant for use on larger mass components and large heat sinks. *\*Tips Sold Separately.*

SOLDERING



## FEATURES & BENEFITS

- 200W Heavy-Duty Soldering Handpiece
- Single piece handpiece with built-in sleep mode sensor
- Offering 14 different T53 tips for all your heavy-duty soldering needs



## SPECIFICATIONS For Part No. FX9707-81

HANDPIECE	
Tip Series	T53 Series <a href="#">see below</a>
Station Compatibility	FX-972 <a href="#">see page 21</a>
Power Consumption	200 W / 24 VAC
Tip-to-Ground Resistance	< 2 Ω
Leak Voltage	< 2 mV
Heating Element	Composite heater

## FX9707-011 HEAVY-DUTY SOLDERING HANDPIECE KIT

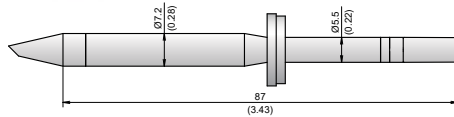
Includes everything shown in picture.



## CONTENTS For Part No. FX9707-011 (Complete Kit w/ Heavy-duty handpiece & Holder)

Part No.	Description
<b>FX9707-81</b> <b>FH220-82</b>	FX-9707 Heavy-duty handpiece only Holder + brass wire & sponge

## T53 SERIES TIPS



Also Available: **FX-9708** Part No. FX9708-81

**N<sub>2</sub> COMPATIBLE HEAVY-DUTY SOLDERING IRON** [see page 37](#)



## T53 SERIES TIPS FOR USE WITH THE FX-9707 & FX-9708 HEAVY-DUTY HANDPIECES

UNIT: mm(inch)

T53-B05 (Conical)	T53-BC2030 (Bevel)	T53-BC4060 (Bevel)	T53-BC6090 (Bevel)
<p>Nozzle Assy A <b>N2 B5345</b></p>	<p>Nozzle Assy A <b>N2 B5345</b></p>	<p>Nozzle Assy C <b>N2 B5347</b></p>	<p>Nozzle Assy C <b>N2 B5347</b></p>
T53-D16 (Chisel)	T53-D24 (Chisel)	T53-D32 (Chisel)	T53-D45 (Chisel)
<p>Nozzle Assy A <b>N2 B5345</b></p>	<p>Nozzle Assy C <b>N2 B5347</b></p>	<p>Nozzle Assy C <b>N2 B5347</b></p>	<p>Nozzle Assy C <b>N2 B5347</b></p>
T53-D52 (Chisel)	T53-DR32 (Grooved Chisel)	T53-DR45 (Grooved Chisel)	T53-DR52 (Grooved Chisel)
<p>Nozzle Assy C <b>N2 B5347</b></p>	<p>Nozzle Assy B <b>N2 B5346</b></p>	<p>Nozzle Assy B <b>N2 B5346</b></p>	<p>Nozzle Assy B <b>N2 B5346</b></p>
T53-K (Knife)	T53-BCR1645 (Slotted)		
<p>Nozzle Assy B <b>N2 B5346</b></p>	<p>Nozzle Assy B <b>N2 B5346</b></p>		

For more information  
Scan QR Code.





# FX-951 SOLDERING STATION

The **HAKKO FX-951 Soldering Station** features a compact design with advanced heat transfer and thermal recovery. The FX-951 provides its operator with a low temperature alarm, lock out key, interchangeable grips, and a wide temperature range. It's compact design helps keep the bench clutter to a minimum, allowing the operator to breeze through tasks.



SOLDERING



## FEATURES & BENEFITS

- Superior heat transfer and thermal recovery
- Composite tips — heating element and sensor are integrated with ceramic
- No calibration required & low temperature alarm
- Lockout key card to prevent unauthorized or accidental temp settings
- 30 minute automated shut-off



## SPECIFICATIONS For Part No. FX951-98

STATION	
<b>Voltage</b>	24 V
<b>Power Consumption</b>	75 W 120 V
<b>Temperature Range</b>	400 °F – 840 °F / 200 °C – 450 °C
<b>Temperature Stability</b>	±9 °F / ±5 °C at idle
<b>Outer Dimensions (W x H x D)</b>	3.1 × 5.1 × 5.1 in. / 80 × 130 × 131 mm
<b>Weight (w/o Cord)</b>	2.6 lb / 1.2 kg
<b>Included Handpiece</b>	FM-2027 (P/N: FM2027-02) <a href="#">see page 68</a>

## FX951-66 SOLDERING STATION SET

Includes everything shown in picture.



## CONTENTS For Part No. FX951-66 (Complete Kit w/ Station, Handpiece & Iron Holder)

Part No.	Description
--	FX-951 soldering station
<b>FM2027-02</b>	FM-2027 soldering handpiece
<b>FH200-01</b>	FH-200 iron holder w/ 599B tip cleaner
<b>B2419</b>	Power cord
<b>B2972</b>	Control Card
<b>B3219</b>	Sleeve assembly (grip), anti-bacterial, green
<b>B2300</b>	Heat resistant pad
<b>B3253</b>	Connecting cable
<b>B2756</b>	Tip tray
--	Instruction manual



## FM-2027\* Part No. FM2027-02 SOLDERING IRON INCLUDED WITH THE FX-951

[see page 68](#)

*\*Tips Sold Separately.*



For more information Scan QR Code.



# FX-805

## ULTRA HEAVY-DUTY SOLDERING STATION



The **HAKKO FX-805 Ultra Heavy-Duty Soldering Station** is your solution to soldering large mass components, high current induction coils, heat sinks, large transformers, heavy-duty cables and other difficult to solder applications across a wide range of industries including, medical, automotive, communications and energy.



### FEATURES & BENEFITS

- Lightweight, 460W soldering station with composite ceramic heating element
- 5 user programmable preset temperatures
- New Hakko Control Software allows for easy parameter set up, as well as data logging
- Large, easy-to-read LCD screen
- Auto sleep function that senses when the soldering iron is not in use
- Password lockout feature for process control
- Re-designed iron holder with built-in tip holder and tip exchange features
- Soldering iron (P/N: FX8004-81) uses heavy-duty T37 Series tips (and compatible with T33 Series tips)



### SPECIFICATIONS For Part No. FX805-03

STATION	
<b>Voltage</b>	120 VAC, 50 / 60 Hz
<b>Power Consumption</b>	460 W
<b>Temperature Range</b>	120 °F – 940 °F / 50 °C – 500 °C
<b>Temperature Stability</b>	±9 °F / ±5 °C at idle
<b>Outer Dimensions (W x H x D)</b>	5.6 × 4.2 × 8.6 in. / 143 × 107 × 218 mm
<b>Weight (w/o Cord)</b>	8.6 lb / 3.9 kg
<b>Included Handpiece</b>	FX-8004 (P/N: FX8004-81) <a href="#">see page 31</a>



### CONTENTS For Part No. FX805-03 (Complete Kit w/ Station, Handpiece & Iron Holder)

Part No.	Description
--	FX-805 soldering station
<b>FX8004-81</b>	FX-8004 soldering handpiece
<b>FH220-82</b>	FH-220 iron holder w/ cleaning sponge & wire (A1561 & A5038)
<b>AF5000</b>	Filter (x1)
<b>B5129</b>	USB cable /1m
<b>B2419</b>	Power cord
--	Instruction manual
--	CD-ROM for PC software

### FX805-03 ULTRA HEAVY-DUTY SOLDERING STATION SET

Includes everything shown in picture.



### HAKKO CONTROL SOFTWARE





# FH-220

## HEAVY-DUTY IRON HOLDER

The **HAKKO FH-220 Heavy-Duty Iron Holder** is a sturdy holder with a brass cleaning wire and cleaning sponge, tilt adjustable receptacle, and an easy to use tip removal tool and tip holder for storage for standard and nitrogen tips.

P/N: FH220-82



For more information  
Scan QR Code.

# FX-8004

## ULTRA HEAVY-DUTY SOLDERING IRON



The **HAKKO FX-805 Ultra Heavy-Duty Soldering Handpiece** is lightweight (54 grams) and uses the new HAKKO T37 Series Tips which feature a 390W composite ceramic heater with an improved sensor to measure accurate tip temperature at the soldering point.



For more information  
Scan QR Code.



### FEATURES & BENEFITS

- Slender and lightweight (54 g) ergonomic handpiece
- Built-in "sleep" inclinometer sensor that detects non-motion
- Uses T37 Series tips
- Compatible with T33 Series tips



### SPECIFICATIONS

Tip Series	T37 see <a href="#">page 32</a> , T33 see <a href="#">page 33</a> (Tips Sold Separately)
Power Consumption	390 W
Tip-to-Ground Resistance	< 2 Ω
Tip-to-Ground Potential	< 2 mV
Heater	HAKKO Composite Ceramic™
Weight (w/o Cord)	0.12 lb. / 54 g



**FG-100B THERMOMETER**  
P/N: FG100B-03

Using the FG-100B Thermometer you can automatically change the offset value with the wireless IR sending function. see [page 94](#)

The FG-101B Soldering Iron Tester is also available (P/N: FG101B-03) see [page 94](#)



**Also Available: FX-8005\* Part No. FX8005-81**  
**N<sub>2</sub> COMPATIBLE HEAVY-DUTY SOLDERING IRON**

Requires the use of nozzles that are specific to the tip shape being used. Compatible with the FX-780 & FX-781 Nitrogen Generator see [page 34](#)


*\*Tips & Nozzles Sold Separately.*



For more information Scan QR Code.



# T37 SERIES TIPS



The **T37 Tips** are designed to work with the FX-8004 Ultra Heavy-Duty Handpiece with a new 390W internal heater. These tips have a sensor system placed closer to the end of the tip to improve response. **Note:** Tips are not backwards compatible with FX-801

## T37 SERIES TIPS FOR USE WITH FX-8004

UNIT: mm(inch)

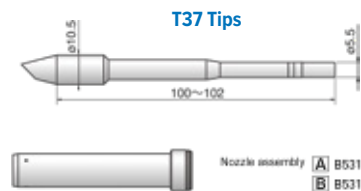
SOLDERING

T37-BC3045 (Bevel)	T37-BC4060 (Bevel)	T37-BC5075 (Bevel)	T37-BC6090 (Bevel)
T37-BC70105 (Bevel)	T37-D24 (Chisel)	T37-D32 (Chisel)	T37-D5 (Chisel)
T37-D6 (Chisel)	T37-D10 (Chisel)	T37-DR1632 (Slotted)	
T37-BCR4 (Grooved)	T37-DR3 (Grooved)	<p>For more information on the T37 Series Scan QR Code.</p>	

## NITROGEN CROSS REFERENCE For T37 TIPS AND N<sub>2</sub> NOZZLES



T37 = 390 W

Compatible Tips	N <sub>2</sub> Nozzle Assy Part No.	Description
T37-BC4060	B5316	Nozzle Assembly A
T37-BC5075		
T37-BC6090		
T37-BC70105		
T37-BCR4		
T37-D10		
T37-D32		
T37-D5		
T37-D6	B5317	Nozzle Assembly B
T37-BC3045		
T37-D24		
T37-DR1632		
T37-DR3		





# T33 SERIES TIPS



The **T33 Standard Tips** are cross compatible to use with the FX-8004 handpiece. These tips feature 260W composite ceramic heating elements. These heating elements have a top controlled temperature of 940 °F / 500 °C and high mass shapes, enabling you to solder some of the most challenging solder joints at only 750 °F / 400 °C and without preheating!

The **T33 Slim Tips** are thinner tips that can be used for narrow spaces but maintains the same amount of heat as the standard tip.


## T33 SERIES TIPS FOR USE WITH FX-8004 UNIT: mm(inch)

<b>T33-BC2</b> (Bevel)  Nozzle Assy B <b>N2 B5317</b>	<b>T33-SSBC2</b> (Bevel)  Nozzle Assy C <b>N2 B5318</b>	<b>T33-BC3</b> (Bevel)  Nozzle Assy B <b>N2 B5317</b>	<b>T33-SSBC3</b> (Bevel)  Nozzle Assy C <b>N2 B5318</b>
<b>T33-BC4</b> (Bevel)  Nozzle Assy A <b>N2 B5316</b>	<b>T33-SSBC4</b> (Bevel)  Nozzle Assy D <b>N2 B5319</b>	<b>T33-BC5</b> (Bevel)  Nozzle Assy A <b>N2 B5316</b>	<b>T33-SSBC5</b> (Bevel)  Nozzle Assy D <b>N2 B5319</b>
<b>T33-BC6</b> (Bevel)  Nozzle Assy A <b>N2 B5316</b>	<b>T33-D5</b> (Chisel)  Nozzle Assy A <b>N2 B5316</b>	<b>T33-D6</b> (Chisel)  Nozzle Assy A <b>N2 B5316</b>	<b>T33-SSD6</b> (Chisel)  Nozzle Assy E <b>N2 B5320</b>
<b>T33-SSD16</b> (Chisel)  Nozzle Assy C <b>N2 B5318</b>	<b>T33-D24</b> (Chisel)  Nozzle Assy B <b>N2 B5317</b>	<b>T33-SSD24</b> (Chisel)  Nozzle Assy D <b>N2 B5319</b>	<b>T33-D32</b> (Chisel)  Nozzle Assy A <b>N2 B5316</b>
<b>T33-SSD32</b> (Chisel)  Nozzle Assy E <b>N2 B5320</b>	<b>T33-1610</b> (V-Groove)  Nozzle Assy B <b>N2 B5317</b>	<b>T33-SS1610</b> (V-Groove)  Nozzle Assy C <b>N2 B5318</b>	<b>T33-1611</b> (Groove)  Nozzle Assy B <b>N2 B5317</b>

<b>T33-SS1611</b> (Groove)  Nozzle Assy C <b>N2 B5318</b>
--

### NITROGEN CROSS REFERENCE For T33 TIPS AND N<sub>2</sub> NOZZLES T33 = 260 W

Compatible Tips	N <sub>2</sub> Nozzle Assy Part No.	Description	Compatible Tips	N <sub>2</sub> Nozzle Assy Part No.	Description
T33-BC4	B5316	Nozzle Assembly A	T33-SSBC2	B5318	Nozzle Assembly C
T33-BC5					
T33-BC6					
T33-D32					
T33-D5					
T33-D6	B5317	Nozzle Assembly B	T33-SSBC4	B5319	Nozzle Assembly D
T33-BC2					
T33-BC3					
T33-D24					
T33-1610					
T33-1611	B5320	Nozzle Assembly E	T33-SSD24	B5320	Nozzle Assembly E
T33-SSD32					
T33-SSD6					



SOLDERING



# FX-780 & FX-781 NITROGEN GENERATOR

The **HAKKO Nitrogen (N<sub>2</sub>) Soldering System** is the ideal solution for all your lead-free hand-soldering applications. The bench-top FX-780 Nitrogen Generator creates nitrogen gas from filtered, dry compressed air and the FX-791 Nitrogen Controller delivers it efficiently and uniformly to the nitrogen compatible soldering iron and soldering area. It can be used with any HAKKO soldering station that has a nitrogen compatible handpiece.



## FEATURES & BENEFITS

### FX-780 & FX-781 NITROGEN GENERATOR

- High-volume, high-performance Nitrogen Generator
- Concentration of generated N<sub>2</sub> gas up to 99.9%
- Generator can be placed vertically or horizontally
- Nozzle assembly envelops the soldering iron tip and delivers uniform nitrogen gas to the soldering area
- The nitrogen flow can reduce or prevent oxidation from forming during the soldering process

### FX-791 CONTROLLER

- Compact Nitrogen Controller
- Controls the flow of nitrogen to the FM-2026 nitrogen iron with the FX-951, FM-206 and FM-203 soldering stations
- Controls the flow level from 0.25 L/min to 2.5 L/min (recommended level 0.5-1.5 L/min.) and should be adjusted to the tip shape



## SPECIFICATIONS

NITROGEN GENERATOR	FX780-01	FX781-81
<b>Air Supply Pressure</b>	0.3 - 0.7 MPa (44 - 102 psi)	
<b>Concentration of Generated N<sub>2</sub></b>	99.9% (max)	
<b>Generated N<sub>2</sub> Gas Flow</b>	1.5 L/min.	2.4 L/min.
<b>Outer Dimensions (W x H x D) (w/o sockets and valve)</b>	2.9 x 11.1 x 2.8 in. / 73 x 282 x 71 mm	2.9 x 16.02 x 2.8 in. / 73 x 407 x 71 mm
<b>Weight</b>	3.3 lb / 1.5 kg	4.4 lb / 2 kg
NITROGEN CONTROLLER	FX791-01	
<b>Input Gas Pressure</b>	0.2 - 0.9 MPa (28 - 129 psi)	
<b>Output Gas Flow</b>	0.25 - 2.5 L/min	
<b>Input Hose</b>	0.24 in. / 6.0 mm OD (not included)	
<b>Outer Dimensions (W x H x D)</b>	2.76 x 4.76 x 5.28 in. / 70 x 121 x 134 mm	
<b>Weight</b>	1.3 lb / 600 g	
<b>Contents</b>	FX-791 (1 pc)	

## NITROGEN GENERATOR

**FX-780\***  
SMALLER CAPACITY  
NITROGEN GENERATOR  
P/N: FX780-01

*\*Sold Separately*



**FX-781**  
LARGER CAPACITY  
NITROGEN GENERATOR  
P/N: FX781-81



## NITROGEN CONTROLLER

**FX-791**  
NITROGEN CONTROLLER  
P/N: FX791-01



**Also Available:**  
**FM2026-KIT**  
NITROGEN SOLDERING  
SYSTEM KIT

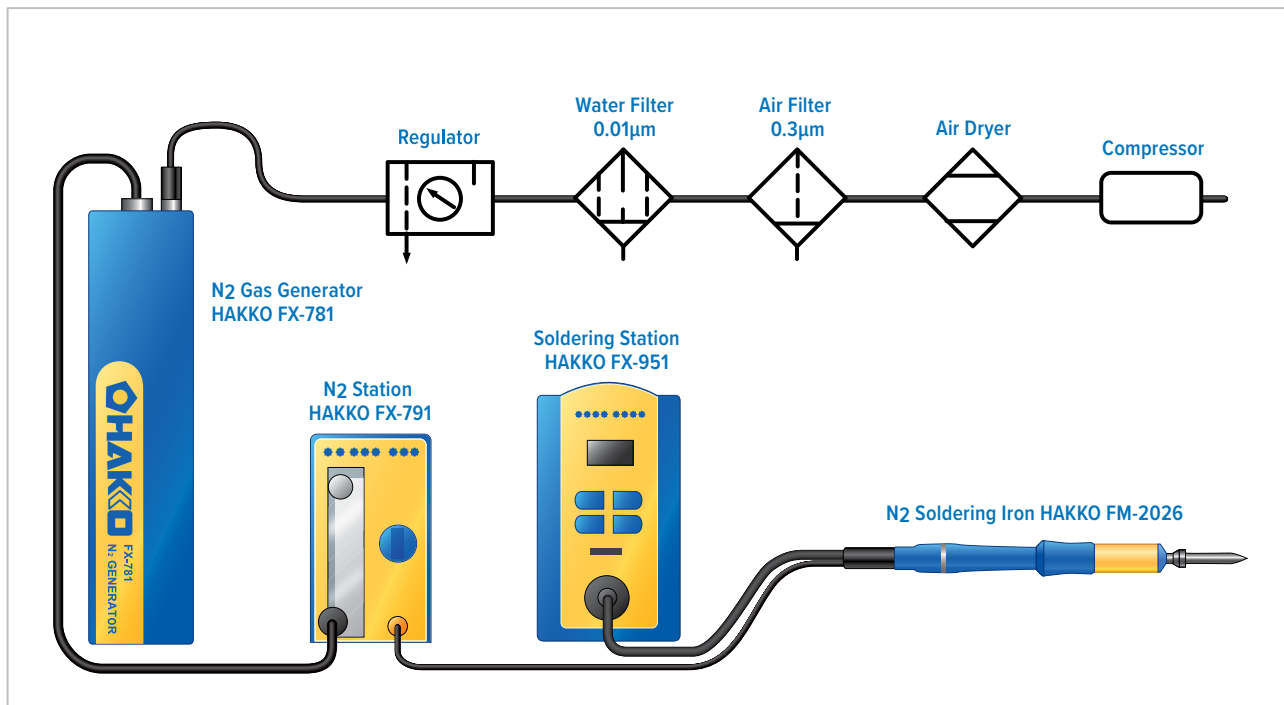
Conversion Kit P/N: FM2026-KIT

This Conversion Kit is compatible with only the N<sub>2</sub> handpieces listed in the page 36



**FOR ONE SOLDERING IRON**

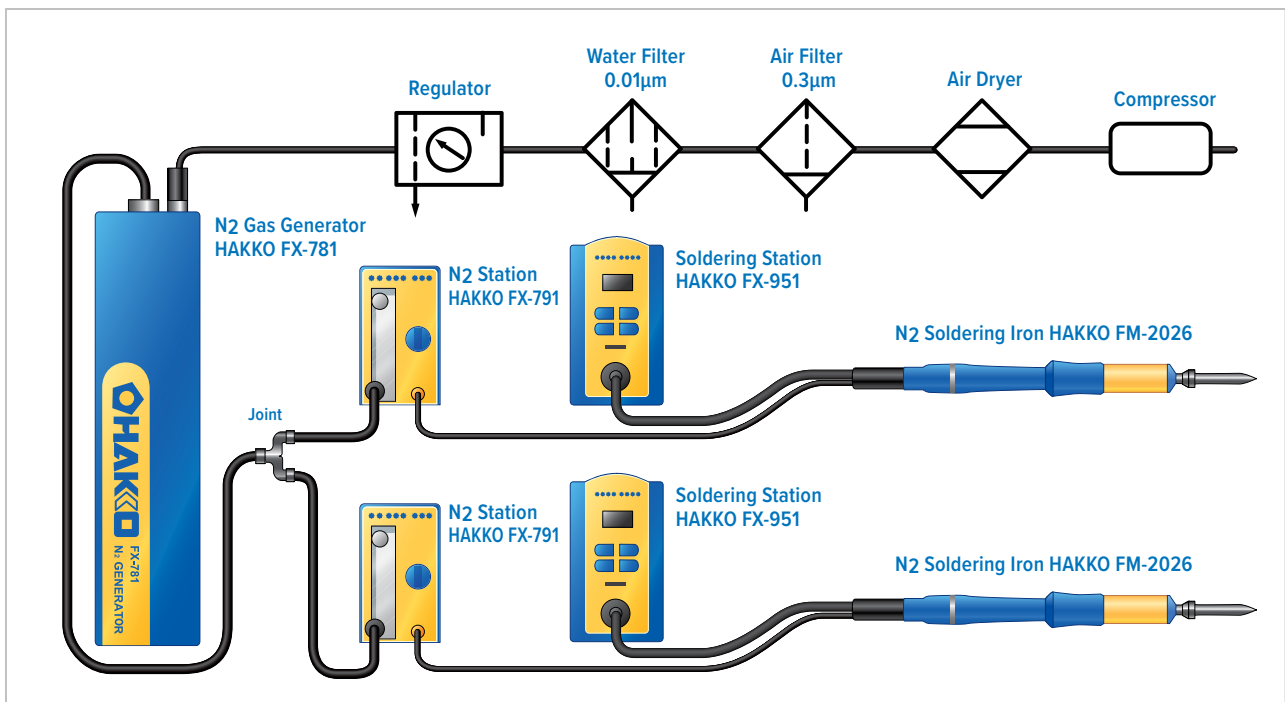
Small-capacity type : HAKKO FX-780  
 Large-capacity type : HAKKO FX-781



\* It is capable to supply high concentration Nitrogen of 99.9% at the output rate approx. 1L/min.  
 (at air supply pressure of 0.7MPa)

**FOR TWO SOLDERING IRONS**

Large-capacity type : HAKKO FX-781











\* It is capable to supply high concentration Nitrogen of 97% at the output rate approx. 1L/min.  
 (at air supply pressure of 0.5MPa)

SOLDERING



# NITROGEN HANDPIECE VARIATIONS

SOLDERING

Handpiece Only	Category	Station Compatibility	Power Consumption	Tips/Nozzles
 <b>FX-9702</b> See page 37	Standard N <sub>2</sub> Soldering Handpiece	Only for FX-971 & FX-972 stations	90 W / 24 VAC	<b>T39 Series</b> Not Included See page 24
 <b>FM-2026</b> See page 38	Standard N <sub>2</sub> Soldering Handpiece	Compatible w/ FX-971, FX-972, FX-951, FM-202, FM-203, FM-204, FM-205, FM-206 & FP-102, stations	70 W / 24 V	<b>T17 Series</b> Not Included See page 38
 <b>FX-8802</b> See page 46	Standard Soldering w/ N <sub>2</sub> capability	Compatible w/ FX-889, FX-888D, FX-888	65 W / 26 V	<b>T18 Series</b> Not Included See page 49
 <b>FX-9704</b> See page 37	Micro N <sub>2</sub> Soldering Handpiece	Only for FX-971 & FX-972 stations	70 W / 24 VAC	<b>T50 Series</b> Not Included See page 25
 <b>FM-2032</b> See page 70	Micro Soldering w/ N <sub>2</sub> capability	Compatible w/ FX-971, FX-972, FX-951, FM-203, & FM-206	48 W / 24 V	<b>T30 Series</b> , See page 70 N2 Nozzles (used with adaptor C5038 - C5040) assemblies See page 70
 <b>FX-9708</b> See page 37	Heavy-Duty N <sub>2</sub> Soldering Handpiece	Only for FX-972 station	200 W / 24 VAC	<b>T53 Series</b> , Not Included See page 28
 <b>FM-2031</b> See page 39	Heavy-Duty N <sub>2</sub> Soldering Handpiece	Compatible w/ FX-972 & FM-206 stations	140 W / 24 V	<b>T22 Series</b> , See page 39 N <sub>2</sub> Nozzles (B3121, B3123, B3124 & B3561) assemblies
 <b>FX-8005</b> See page 37	Ultra Heavy-Duty N <sub>2</sub> Soldering Handpiece	Only for FX-805 station	390 W / 30 V	<b>T33 Series</b> , Not Included See page 33 N <sub>2</sub> Nozzles (B5318, B5319 & B5320) assemblies See page 32.  <b>T37 Series</b> , Not Included See page 32 N <sub>2</sub> Nozzles (B5316 & B5317) assemblies See page 32.

These are the new nitrogen capable handpiece equivalents for the FX-9701, FX-9703, FX-9707 and for FX-8004 when equipped with the the FX-791 controller and FX-780 or FX-781 Nitrogen Generators



# FX-9702

## N<sub>2</sub> STANDARD SOLDERING HANDPIECE

P/N: FX9702-81



For more information  
Scan QR Code.



# FX-9704

## N<sub>2</sub> MICRO SOLDERING HANDPIECE

P/N: FX9704-81



For more information  
Scan QR Code.



# FX-9708

## N<sub>2</sub> HEAVY-DUTY SOLDERING HANDPIECE

P/N: FX9708-81



For more information  
Scan QR Code.



# FX-8005

## N<sub>2</sub> ULTRA HEAVY-DUTY SOLDERING HANDPIECE

P/N: FX8005-81



For more information  
Scan QR Code.



For more information  
Scan QR Code.

# FM-2026

## NITROGEN SOLDERING IRON

The **HAKKO FM-2026 Soldering Iron** can be used with the HAKKO FM-203, FM-206 and FX-951 stations. Soldering efficiency is improved as the preheated nitrogen envelops the soldering iron tip.

### T17 SERIES TIPS

SOLDERING



#### T17 SERIES TIPS FOR USE WITH FM-2026 NITROGEN SOLDERING IRON

UNIT: mm(inch)

Tip Part No.	Tip Shape	Nozzle Assy Part No.
T17-D08	(Chisel)	Nozzle Assy D
T17-D16	(Chisel)	Nozzle Assy C
T17-D24	(Chisel)	Nozzle Assy C
T17-B2	(Conical)	Nozzle Assy C
T17-J02	(Bent)	Nozzle Assy B
T17-BC1	(Bevel)	Nozzle Assy F
T17-BCF1	(Bevel)	Nozzle Assy F
T17-BC2	(Bevel)	Nozzle Assy A
T17-BCF2	(Bevel)	Nozzle Assy A
T17-BC3	(Bevel)	Nozzle Assy G
T17-BCF3	(Bevel)	Nozzle Assy G
T17-KF	(Knife)	Nozzle Assy J
T17-KU	(Knife)	Nozzle Assy H
T17-KR	(Knife)	Nozzle Assy I



#### NITROGEN CROSS REFERENCE FOR T17 TIPS AND N<sub>2</sub> NOZZLES

Compatible Tips	N <sub>2</sub> Nozzle Assy Part No.	Description
T17-BC2, T17-BCF2	B2706	Nozzle Assembly A
T17-J02	B2707	Nozzle Assembly B
T17-D16, T17-B2, T17-D24	B2708	Nozzle Assembly C
T17-D08	B2709	Nozzle Assembly D
T17-BC1, T17-BCF1	B2899	Nozzle Assembly F
T17-BC3, T17-BCF3	B2900	Nozzle Assembly G
T17-KU	B2901	Nozzle Assembly H
T17-KF	B2923	Nozzle Assembly J
T17-KR	B2902	Nozzle Assembly I

**NEW N<sub>2</sub> Handpiece**  
NITROGEN CONTROLLER  
P/N: FM2026-06



For more T17 Series  
information  
Scan QR Code.



# FM-2031

## NITROGEN HEAVY DUTY SOLDERING IRON

The **HAKKO FM-2031 Nitrogen Heavy Duty Soldering Iron** is a compatible handpiece that can be attached to the FM-203 “D” port and the HAKKO FM-206 CH2 or CH3 ports.

### T22 SERIES TIPS

For more information  
Scan QR Code.



SOLDERING

#### T22 SERIES TIPS FOR USE WITH FM-2030 & FM-2031 HEAVY SOLDERING IRON

UNIT: mm(inch)

T22-BL	(Conical)	T22-BL2	(Conical)	T22-D16	(Chisel)	T22-D24	(Chisel)
	Nozzle Assy A N2 B3121		Nozzle Assy A N2 B3121		Nozzle Assy C N2 B3123		Nozzle Assy E N2 B3561
T22-C5	(Bevel)	T22-C6	(Bevel)	T22-D52	(Chisel)	T22-J02	(Bent Angle)
	Nozzle Assy D N2 B3124		Nozzle Assy D N2 B3124		Nozzle Assy D N2 B3124		Nozzle Assy A N2 B3121
T22-BC2	(Bevel)	T22-C3	(Bevel)	T22-D32	(Chisel)	T22-D45	(Chisel)
	Nozzle Assy A N2 B3121		Nozzle Assy A N2 B3121		Nozzle Assy D N2 B3124		Nozzle Assy D N2 B3124
T22-D08	(Chisel)	T22-D12	(Chisel)	T22-JD08	(Chisel)	T22-K	(Knife)
	Nozzle Assy C N2 B3123		Nozzle Assy A N2 B3121		Nozzle Assy E N2 B3561		Nozzle Assy C N2 B3123



For more T22 Series information  
Scan QR Code.



#### NITROGEN CROSS REFERENCE For T22 TIPS AND N<sub>2</sub> NOZZLES

Compatible Tips	N <sub>2</sub> Nozzle Assy Part No.	Description
T22-BL, T22-BL2, T22-BC2, T22-C3, T22-D12 & T22-J02	B3121	Nozzle Assembly A
T22-D08, T22-D16 & T22-K	B3123	Nozzle Assembly C
T22-C5, T22-C6, T22-D32, T22-D45, T22-D52	B3124	Nozzle Assembly D
T22-D24, T22-JD08	B3561	Nozzle Assembly E



# FX-305

## DIGITAL SOLDER POT

The **HAKKO FX-305 Digital Solder Pot** includes a standard 75 x 75 mm crucible and is perfect for tinning leads and soldering components. The FX-305 features a maximum temperature setting of 990 °F / 530 °C, a new 100 x 100 mm crucible size, an LCD interface, and HAKKO Control Software that makes setting parameters and temperature fast and easy.



SOLDERING



### FEATURES & BENEFITS

- 3 crucible sizes, 50 x 50 mm, 75 x 75 mm, & 100 x 100 mm
- Easy pot replacement and new safety cover above solder pot
- LCD digital display; max temp of 990 °F
- Hakko Control Software to easily set parameters and temperature settings
- Wireless IR Auto-Cal feature (with use of FG-100B/101B)
- Solder leak detection sensor added in for safety
- 5 different heating programs for optimum temperature settings: Sn-Pb, Sn-Ag-Cu, Sn-Cu, Sn, and Sn-Bi



### SPECIFICATIONS For Part No. FX305-03

<b>Power Consumption</b>	575 W		
<b>Temperature Stability</b>	±9 °F / ±5 °C at idle		
<b>Weight</b>	5.5 lb / 2.5 kg		
<b>Crucible Size</b>	<b>50 x 50 mm</b>	<b>75 x 75 mm</b>	<b>100 x 100 mm</b>
<b>Temperature Range</b>	120 °F - 990 °F / 50 °C - 530 °C	120 °F - 940 °F / 50 °C - 500 °C	120 °F - 840 °F / 50 °C - 450 °C
<b>Crucible Dimensions (W x H x D)</b>	2.0 x 2.0 x 1.7 in. / 50 x 50 x 72.5 mm	3.0 x 3.0 x 1.7 in. / 75 x 75 x 42.5 mm	3.9 x 3.9 x 2.1 in. / 100 x 100 x 53 mm
<b>Outer Dimension (W x H x D)</b>	6.4 x 3.9 x 9.4 in. / 162 x 100 x 239 mm		
<b>Outer Dimension (W x H x D) w/Safety Cover</b>	6.4 x 4.8 x 9.4 in. / 162 x 123 x 239 mm		

### FX305-03 DIGITAL SOLDER POT

Includes everything shown in picture.

**SOLDER POT SAFETY COVER**  
P/N: B5322

**75 x 75 mm CRUCIBLE**  
P/N: A5068

**J-SHAPED WASTE COLLECTOR**  
P/N: B2919

**SPATULA**  
P/N: B2932

**USB CABLE**  
P/N: B5129

**POWER CORD**  
P/N: B2419

**CD-ROM for HAKKO Control Software**



### CONTENTS For Part No. FX305-03

Part No.	Description
--	Soldering pot unit
A5068	Standard 75 x 75 mm long life crucible
B2932	Spatula
B5129	USB cable
B1416	Hexagon wrench
B2919	J-Shape waste collector
B2419	Power cord
B5322	Solder pot safety cover
---	Instructional manual
---	CD-ROM for HAKKO control software



### ACCESSORIES For Part No. FX305-03

Part No.	Description
A5067	50 x 50 mm extended life crucible
A5069	100 x 100 mm extended life crucible
B5324	Safety bench mount bracket
B5325	Temperature probe fixture
A1310	Probe

### HAKKO CONTROL SOFTWARE

New HAKKO Control Software allows the operator to set parameters, profiles, temperature and other settings from a PC. To download the Hakko Control Software visit us at: <https://hakkousa.com> or [Scan QR Code](#).







**PROBE + FIXTURE\***  
*\*Sold Separately - As an Accessory*  
 P/N: A1310 & B5325



**SAFETY BENCH  
 MOUNT BRACKET**  
*\*Sold Separately*  
 P/N: B5324

SOLDERING

# FX-305 CRUCIBLES



**50 x 50 mm CRUCIBLE\***  
 P/N: A5067  
*\*Sold Separately*



**75 x 75 mm CRUCIBLE**  
 P/N: A5068 (Included)



**100 x 100 mm CRUCIBLE\***  
 P/N: A5069  
*\*Sold Separately*



**FG-100B  
 THERMOMETER**  
 P/N: FG100B-03  
 see page 94



**FG-101B  
 THERMOMETER**  
 P/N: FG101B-03  
 see page 95



## CRUCIBLES

A5067	A5068	A5069

Using the FG-100B Thermometer and FG-101B Soldering Iron Tester you can automatically change the offset value with an IR sending function.



# FX-300

## ANALOG SOLDERING POT

The **HAKKO FX-300 Analog Soldering Pot** features analog functionality and a rugged ceramic heating element. This soldering pot is lead-free compatible and can accommodate two crucible sizes.



SOLDERING



### FEATURES & BENEFITS

- Analog functionality with variable temperature control
- Ceramic heating element
- Easy crucible replacement
- Accommodates two crucible sizes: 50 mm (included w/unit) and 75 mm square (optional)
- Use the two crucibles for different solder compositions and use the different crucible sizes with the same unit
- Optional extended life crucible (with special coating treatment) available



### SPECIFICATIONS For Part No. FX300-03

<b>Power Consumption</b>	220 W	
<b>Temperature Stability</b>	±9 °F / ±5 °C	
<b>Weight (w/o solder and cord)</b>	3.74 lb / 1.7 kg	
<b>Outer dimensions (W x H x D)</b>	5.6 x 4.0 x 8.7 in. / 143 x 100 x 220 mm	
<b>Crucible Size</b>	<b>50 x 50 mm Square</b>	<b>75 x 75 mm Square</b>
<b>Temperature Range</b>	400 °F - 840 °F / 200 °C - 450 °C	400 °F - 720 °F / 200 °C - 380 °C
<b>Solder Pot Dimensions (W x H x D)</b>	2.0 x 2.0 x 1.7 in. / 50 x 50 x 42 mm	3.0 x 3.0 x 2.1 in. / 75 x 75 x 55 mm
<b>Molten Solder Capacity</b>	1.87 lb / 0.85 kg	2.64 lb / 1.2 kg

**\*NOTE:** The extended life crucibles are available in two sizes 50x50 mm square and 75x75 mm square (with a special treated coating) that extends the life of the pot. Sold Separately.

### FX300-03

#### ANALOG SOLDERING POT

Includes everything shown in picture.

**J-SHAPED SOLDER WASTE COLLECTOR**  
P/N: B2919



**50 x 50 mm CRUCIBLE**  
P/N: A1517

**SPATULA**  
P/N: B2932



### CONTENTS For Part No. FX300-03

Part No.	Description
<b>FX300-03</b>	Solder pot unit
<b>B2932</b>	Spatula
<b>B2919</b>	J-shaped solder waste collector
<b>B1417</b>	Hexagon wrench
<b>A1517</b>	50 x 50 mm crucible
--	Instruction manual



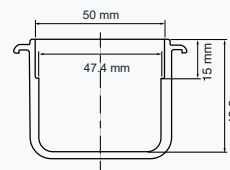
### ACCESSORIES For Part No. FX300-03

Part No.	Description
<b>A1310</b>	Thermocouple probe
<b>A1518</b>	75 x 75 mm regular crucible
<b>A1539</b>	50 x 50 mm extended life crucible
<b>A1540</b>	75 x 75 mm extended life crucible

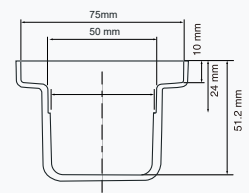


### CRUCIBLES

**A1517 Normal / A1539 Extended Life**



**A1518 Normal / A1540 Extended Life**





# 373 SOLDER FEEDER



For more information  
Scan QR Code.

SOLDERING

The **HAKKO 373 Solder Feeder** allows the operator to solder with one hand by feeding the solder directly to the solder joint. This process controls solder feed consistency, eliminates the need for 'transfer soldering', while also freeing up your other hand. The 373 Solder Feeder requires the proper **adjustment ring** for the solder diameter size you are working with, along with the corresponding **tube unit** that will run the solder up to the handpiece, and the **guide pipe** that takes the solder from the tube unit and feeds it to the solder joint. For those working with a bottom feed type unit, a special receptacle for your handpiece has been designed with the guide pipe in mind.

*\*Soldering handpieces and tips sold separately*



## FEATURES & BENEFITS

- Operator can adjust the speed and amount of solder to be fed to the soldered area
- Can be used with a wide variety of HAKKO soldering irons
- Adjustable solder backfeed 0 to 5 mm
- ESD-safe by design



## SPECIFICATIONS For Part No. 373-11

### SOLDERING SELF FEEDER

<b>Power Consumption</b>	6 W
<b>Motor Rating</b>	24 VDC, 3.2 W
<b>Solder Feed Time</b>	0 - 7 sec. (Auto mode)
<b>Solder Feed Speed</b>	0.18 - 1.0 in. / sec / 4.5 - 26 mm / sec
<b>Solder Backfeed</b>	0 - 0.2 in. / 0 - 5 mm Fixed speed
<b>Mode Switch</b>	Auto / Manual
<b>Compatible Solder Diameters</b>	0.024, 0.026, 0.031, 0.039, 0.04, 0.063 in / 0.6, 0.65, 0.8, 1.0, 1.2, 1.6 mm
<b>Coiled Solder</b>	Maximum 2.2 lb / 1 kg bobbin
<b>Optional Part</b>	B1649 - Foot switch
<b>Outer Dimensions (W x H x D)</b>	4.2 x 4.3 x 8.5 in. / 107 x 110 x 215 mm
<b>Weight</b>	Approx. 3.3 lb / 1.5 kg



## COMPATIBLE HANDPIECES

Handpiece Part No.	Compatible Station
<b>FM-2027</b>	FM-206, FM-205, FM-204, FM-203 & FX-951
<b>FM-2030</b>	FM-206 & FM-203
<b>FX-1001</b>	FX-100
<b>FX-8001</b>	FX-888D & FX-889
<b>FX-8805</b>	FX-888D & FX-889
<b>FX-8002</b>	FX-801
<b>FX-9701</b>	FX-971 & FX-972

**EX.** If you have the FX-100 station with the FX-1001 handpiece and you're working with solder that has a diameter of 0.6mm then your configuration is "B1626 (Adjustment Ring) + \*C5056 (Tube Unit) + B5268 (Guide Pipe) + B5266 (Handpiece Receptacle)"

\*Note: This configuration is using a bottom feed type tube unit  
† 1.6mm is only supported for tin/lead solder and not lead-free



For more Soldering Feeder Configurations Scan QR Code.



# 485 SOLDER FOUNTAIN



Part No: 485-V12

The **HAKKO 485 Solder Fountain** is a compact, high-performance soldering system developed exclusively for soldering and desoldering components and connectors mounted on PC boards. This soldering unit can be purchased with or without air blower control unit.

## FEATURES & BENEFITS

- Compatible with LEAD-FREE solder
- Solder flow is time-controlled and temperature-controlled
- Soldering and desoldering cycles are automatic and precise
- A built-in locator light pinpoints the exact position for placing components
- Solder remaining in through-holes is completely removed by using the Hakko 486 Air Blower accessory (included with 485-V12)
- A large selection of custom nozzles are available

## SPECIFICATIONS For Part No. 485-1-V12 & 485-V12

SOLDERING SYSTEM		
<b>Power Consumption</b>	120 VAC, 850 W	
<b>Temperature Control</b>	Ambient to 570 °F / 299 °C	
<b>Solder Capacity</b>	22 lb / 10 kg	
<b>Heating Element</b>	800 W (400 W x 2)	
<b>Air Pressure</b> Only for (485-V12)	4.4 - 22 lb / 2 kg/cm <sup>2</sup> -10 kg/cm <sup>2</sup>	
<b>Dimensions</b> (W x H x D)	485 Body	19.7 x 9.6 x 21.7 in. / 500 x 245 x 550 mm
	486 Air unit Only for (485-V12)	5.9 x 3.9 x 11.8 in. / 150 x 100 x 300 mm
<b>Weight</b>	485 Body	77 lb / 35 kg without solder
	486 Air unit Only for (485-V12)	7.7 lb / 3.5 kg

## REPLACEMENT PARTS & NOZZLES

Part No.	Description
<b>486</b>	Air unit
<b>485-N-01</b>	14/16 Pin nozzle
<b>485-N-02</b>	18/20 Pin nozzle
<b>485-N-03</b>	28 Pin nozzle
<b>485-N-04</b>	42 Pin nozzle
<b>485-28</b>	14/16 Pin air hood
<b>485-29</b>	18/20 Pin air hood
<b>485-30</b>	28 Pin air hood
<b>485-31</b>	42 Pin air hood
<b>485-026B</b>	Anti-oxidizer
<b>B2932</b>	Spatula
<b>485-10</b>	Lamp (6 V / 10 W)
<b>485-H-V12</b>	Heating element 120 V / 400 W
<b>485-06</b>	Sensor / CA
<b>485-07</b>	IC tweezers

## CONTENTS For Part No. 485-1-V12 & 485-V12

Part No.	Description	Part No.
<b>485-1-V12</b> (485 System <b>WITHOUT</b> 486 air blower)	14/16 Pin nozzle	485-N-01
	18/20 Pin nozzle	485-N-02
	28 Pin nozzle	485-N-03
	42 Pin nozzle	485-N-04
	IC tweezers	485-07
	Anti-oxidizer	485-026B
	Spatula	B2932
	Lamp (6 V / 10 W)	485-10
	Positioning board	485-20
	Bubble level	485-22
Waste collector	485-23	
Locator light	485-26	
Foot switch (connected to body)	485-60	
<b>485-V12</b> (485 System <b>WITH</b> 486 air blower)	Includes 485-1-V12 plus:	
	Air unit - body	486
	Air hood holder with hose cable	485-24
	14/16 Pin air hood	485-28
	28 Pin air hood	485-30
	42 Pin air hood	485-31
18/20 Pin air hood	485-29	

**NOTE:** The 485 is shipped without solder



# FX-888D

## SOLDERING STATION



The **HAKKO FX-888D Soldering Station** is perfect for a variety of soldering applications. From working with metal jewelry, RC Cars, and DIY projects to phone and tablet repair, the FX-888D is affordable, reliable, and convenient to use. Voted multiple times best in its class, it's no wonder it's the # 1 soldering station on the market.

SOLDERING



### FEATURES & BENEFITS

- Adjustable temperature control, range: 120 - 899 °F
- Digital display reads °F or °C
- Ceramic heating element and sensor ensure rapid heat-up and fast recovery
- Password protected temperature settings
- Preset mode allows up to 5 user-programmable preset temperatures
- Slender, lightweight ergonomic design
- Wide selection of tips available



### SPECIFICATIONS For Part No. FX888D-23BY

STATION	
Power Consumption	70 W
Station Output	26 VAC
Temperature Range	120 °F - 899 °F / 50 °C - 480 °C
Temperature Stability	±1.8 °F / ±1.0 °C
Temperature Control	Microprocessor control using closed-loop sensor
Temperature Presets	2 - 5 (Default = 5)
Dimensions (W x H x D)	3.9 x 4.7 x 4.7 in. / 100 x 120 x 120 mm
ESD-Safe	Yes
HANDPIECE	
Tip Series	T18 Series Tips (Only T18-D16 Included) see <a href="#">page 49</a>
Power Consumption	65 W / 26 VAC
Tip to Ground Resistance	< 2 Ω
Tip to Ground Potential	< 2 mV
Heater	HAKKO True Ceramic™

### FX888D-23BY SOLDERING STATION

Includes everything shown in picture.



### CONTENTS For Part No. FX801-02 (Complete Kit w/ Station, Handpiece & Iron Holder)

Part No.	Description
--	FX-888D soldering station
FX8801-02	FX-8801 soldering handpiece
T18-D16	Soldering iron tip (installed on the iron)
FH800-03BY	Iron holder
A1559	Cleaning sponge
A1561	Tip cleaning wire
--	Instruction manual





Consumer Top Pick



# FX-889 DUAL-PORT SOLDERING STATION

The **HAKKO FX-889 Dual-Port Soldering Station** is a versatile station backed by the power of the FX-888D with two soldering ports instead of one. No more hassle of having to unplug one handpiece to use another in the middle of a project. Two independent ports, offering users two soldering stations with full power output that can be used simultaneously. *\*Soldering Handpiece Sold Separately.*

SOLDERING



## FEATURES & BENEFITS

- Two independent ports
- Adjustable temperature control, range: 120 °F - 899 °F
- Digital display reads °F or °C
- Ceramic heating element and sensor ensure rapid heat-up and fast recovery
- Password protected temperature settings
- Preset mode allows up to 5 user-programmable preset temperatures
- Slender, lightweight ergonomic design
- Wide selection of tips available



## SPECIFICATIONS For Part No. FX889-04/P

STATION	
Input Voltage	120 VAC, 50/60 Hz
Output Voltage	26 V
Power Consumption	135 W
Temperature Range	120 °F - 899 °F / 50 °C - 480 °C
Temperature Stability	±1.8 °F / ±1 °C
Temperature Control	Microprocessor control using closed-loop sensor
Temperature Presets	2 - 5 (default = 5)
Dimensions (W x H x D)	6.2 x 4.8 x 5.9 in. / 157 x 212 x 149 mm
ESD-Safe	Yes

**Note:** The FX-889 station does not include any soldering iron handpiece. The following soldering iron handpieces can be used with the FX-889 soldering station (sold separately):

## AVAILABLE HANDPIECES FOR FX-888D & FX-889



**FX-8801 Standard Soldering Handpiece**



**FX-8802 Standard Soldering Handpiece w/ N<sub>2</sub> capability**



**FX-8805\* Large Soldering Handpiece**  
Uses T18 (see page 49) & T19 (see page 48) Series Tips



**FX-8803 Soldering Gun with Manual Solder Feed**  
Separate holder required



**FX-8804 SMD Hot Tweezers**  
Separate holder required (see page 88)



**COLOR BAND**  
P/N: B5125

Used to identify which soldering iron is connected to receptacle "Iron A" or "Iron B"



## CONTENTS For Part No. FX889-04/P (Handpiece not included)

Part No.	Description
--	Dual Port Soldering Station
<b>FH801-81</b>	Dual Iron Holder
<b>B2419</b>	Power Cord
<b>B5125</b>	Color Band (set of 2)
--	Instruction manual

## FX889-04/P DUAL-PORT SOLDERING STATION SET

**DUAL-PORT STATION**  
P/N: FX889-04/P

**DUAL IRON HOLDER**  
P/N: FH801-81

**RUBBER PLATE**  
(Included with the Iron Holder)



Consumer  
Top Pick



# FX-600 SOLDERING IRON

The **HAKKO FX-600 Soldering Iron** is a lightweight, portable temperature adjustable soldering iron that doesn't require a station. A perfect 74W iron for the DIY hobbyist and electronics enthusiasts alike.



## FEATURES & BENEFITS

- Adjustable temperature control
- Fast recovery
- Portable & lightweight
- Ceramic heating element.



## SPECIFICATIONS For Part No. FX600-05/P

HANDPIECE	
Input Voltage	120 VAC, 50/60 Hz
Tip Series	T18 Series (T18-B Included) <a href="#">see page 49</a>
Power Consumption	74 W
Tip-to-Ground Resistance	< 2 Ω
Leak Voltage	< 2 mV
Temperature Range	392 °F - 932 °F / 200 °C - 500 °C
Temperature Stability	±1.8 °F / ±1.0 °C
Heater Type	HAKKO True Ceramic™
Cord Length	6.0 ft / 1.8 m

### B5286 CAP KIT



### FH-300 IRON HOLDER

P/N: FH300-01/P  
[See page 99](#)



For more information  
Scan QR Code.



## CONSUMER FRIENDLY APPLICATIONS




SMALL  
APPLIANCES  
FIX




DIY KITS

ELECTRONIC &  
HOBBY PROJECTS



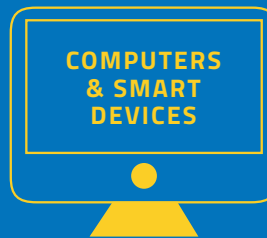
CIRCUIT  
BOARDS



MINI ROBOTS




GAMING



COMPUTERS  
& SMART  
DEVICES

PROFESSIONAL  
& AFFORDABLE  
SOLDERING  
PROJECTS



JEWELRY



EDUCATION  
& TRAININGS

SOLDERING



HAKKO

**Consumer  
Top Pick**


# FX-601 SOLDERING IRON

The **HAKKO FX-601 Soldering Iron** is ideal for soldering applications that require mobility or a long reach. The slender, ergonomic handpiece allows you to solder for long periods of time without hand fatigue.



## FEATURES & BENEFITS

- Adjustable temperature control
- Fast recovery
- Portable & lightweight
- Ceramic heating element.

A protective safety cap for the HAKKO FX-600/601 soldering irons. see page 47



## SPECIFICATIONS For Part No. FX601-02/P

HANDPIECE	
Tip Series	T19 Series see page 48
Input Voltage	120 VAC, 50 / 60Hz
Power Consumption	67 W
Temperature Range	Approx. 464 °F - 1004 °F / 240 °C - 540 °C
Temperature Stability	±1.8 °F / ±1 °C at idle temperature
Heater Type	HAKKO True Ceramic™
Cord Length	6.0 ft / 1.8 m



For more information  
Scan QR Code.

# T19 SERIES TIPS



## T19 SERIES TIPS FOR USE WITH FX-8805 & FX-601 HANDPIECES

UNIT: mm(inch)

<b>T19-B</b> (Conical) 	<b>T19-B2</b> (Conical) 	<b>T19-C3</b> (Bevel) 	<b>T19-C4</b> (Bevel) 
<b>T19-C65</b> (Bevel) 	<b>T19-D5</b> (Chisel) 	<b>T19-D24</b> (Chisel) 	<b>T19-D32</b> (Chisel) 
<b>T19-D65</b> (Chisel) 	<b>T19-I</b> (Needle) 	<p>For more T19 Series information Scan QR Code.</p>	



# T18

## SERIES TIPS



T18 SERIES TIPS FOR USE WITH 907-ESD, 913, FX-600, FX-8801, FX-8802 & FX-8803 HANDPIECES

UNIT: mm(inch)

T18-B (Conical)	T18-SB (Conical)	T18-BL (Conical)	T18-BR02 (Bent Conical)
T18-C05 (Bevel)	T18-C08 (Bevel)	T18-C1 & T18-CF1 (Bevel)	T18-CF15 (Bevel)
T18-C2 & T18-CF2 (Bevel)	T18-CFS25 (Bevel)	T18-C3 & T18-CF3 (Bevel)	T18-C4 & T18-CF4 (Bevel)
T18-C5 (Bevel)	T18-K (Knife)	T18-D08 (Chisel)	T18-D12 (Chisel)
T18-D16 (Chisel)	T18-D24 (Chisel)	T18-D32 (Chisel)	T18-DL12 (Chisel)
T18-DL2 (Chisel)	T18-DL32 (Chisel)	T18-S3 (Chisel)	T18-S4 (Chisel)
T18-S6 (Chisel)	T18-S7 (Chisel)	T18-S9 (Chisel)	T18-I (Conical Sharp)
T18-IS (Conical Sharp)	<p>For more T18 Series information Scan QR Code.</p>		



Consumer  
Top Pick



# FX-650 SOLDERING IRON



For more information  
Scan QR Code.

The **HAKKO FX-650 Soldering Iron** is a lightweight, economical soldering iron for light to medium soldering of electrical wires and electronic components. It is an excellent tool for hobbyist and beginners.



## FEATURES & BENEFITS

- Uses a highly efficient ceramic heater
- Comes with a basic iron stand and a small sample of lead-free solder
- T34 Series tips that integrate tip and enclosure, simplifying the tip changing process



## SPECIFICATIONS For Part No. FX650-02/P

### HANDPIECE

Tip Series	T34 Series (T34-B Included) <a href="#">see page 50</a>
Input Voltage	120 VAC, 50 / 60 Hz
Power Consumption	15 W
Max Temperature	896 °F / 480 °C
Temp Stability	±5 °F / ±9 °C
Heater Type	HAKKO True Ceramic™
Cord Length	6.0 ft / 1.8 m



**605 IRON COVER**  
P/N: 605M

The **HAKKO 605M Iron Cover** offers superior heat resistance and thermal insulation. With the HAKKO 605M, the soldering iron can be placed in the toolbox immediately after finishing soldering work.

## T34 SERIES TIPS



### T34 SERIES TIPS FOR USE WITH FX-650 HANDPIECE

UNIT: mm(inch)

T34-B (Conical)	T34-C08 (Bevel)	T34-C2 (Bevel)	T34-C3 (Bevel)
T34-C4 (Bevel)	T34-D32 (Chisel)	T34-I (Conical Sharp)	<p>For more T34 Series information Scan QR Code.</p>

Consumer  
Top Pick



For more information  
Scan QR Code.

# FX-901

## CORDLESS SOLDERING IRON



The **HAKKO FX-901** is the cordless soldering iron ideal for field service technicians and for all your soldering projects and hobbies. This portable, lightweight, battery-operated soldering iron can operate above 600 °F for up to 120 minutes.



### FEATURES & BENEFITS

- ON / OFF switch
- Quick-change composite tip
- Maintains soldering temperature of 600 °F
- Separate battery magazine for easy replacement of batteries
- Long-life battery power:  
-Alkaline batteries ~70 minutes -Ni-MH batteries ~120 minutes



### SPECIFICATIONS For Part No. FX-901/P

HANDPIECE	
Tip Series	T11 Series (T11-B Included) <i>see below</i>
Power Consumption	Alkaline batteries (AA) 6 V (6 W) Ni-MH (AA) 4.8 V (5 W)
Battery	Type AA x 4 (not included)
Outer Dimensions (w/o cap) (L x W x D)	8.3 x 1.6 x 0.9 in. / 212 x 40 x 23 mm



### T11 TIPS FOR USE WITH FX-901 HANDPIECE UNIT: mm(inch)

T11-B (Conical)	T11-D4 (Chisel)

### PROTECTIVE SAFETY CAP

Turns unit off and covers tip.



Consumer  
Top Pick



For more information  
Scan QR Code.

# PRESTO 980

## PENCIL-STYLE SOLDERING IRON

The **HAKKO PRESTO 980 Pencil-Style Soldering Iron** is a 20W light-duty iron with a boost feature allowing you to momentarily increase power to 130W for occasional heavy-duty applications.



### FEATURES & BENEFITS

- Delivers 20W power, but when quick heat-up is needed or a large amount of energy is required (such as soldering relays or connectors) press the yellow button for 130W of extra power. Button should not be pressed for more than 30 seconds at a time.
- Two styles available: Pencil (PRESTO-980) and Pistol (PRESTO-981)



### SPECIFICATIONS For Part No. 980-V12/P

HANDPIECE	
Tip Series	980-T Series (Tips Sold Separately) <i>see below</i>
Input Voltage	120 VAC, 50/60 Hz
Power Consumption	Approx. 20 W
Boost Temperature	Approx. 1166 °F / 630 °C
Maximum Repetitive Boost Temperature	Approx. 1292 °F / 700 °C



### 980-T SERIES TIPS FOR USE WITH PRESTO 980 UNIT: mm(inch)

980-T-B (Conical)	980-T-BC (Bevel)	980-T-D (Chisel)

Also Available

**PRESTO 981**  
PISTOL-STYLE  
SOLDERING IRON



For more information  
Scan QR Code.

SOLDERING



# DESOLDERING

• <b>FR-400</b> Ultra Heavy-Duty Desoldering Station .....	54
• <b>FR-4003</b> Ultra Heavy-Duty Desoldering Gun .....	55
• <b>N60</b> Series Nozzles .....	55
• <b>FR-410</b> High-Power Desoldering Station .....	56
• <b>FR-4103</b> Desoldering Gun .....	57
• <b>FR-4104</b> Desoldering Pencil .....	57
• <b>FR-301</b> Portable Desoldering Tool .....	58
• <b>N61</b> Series Nozzles .....	59
• <b>FM-204</b> Desoldering & Soldering Station .....	60
• <b>FM-205</b> "Shop Air" Desoldering & Soldering Station .....	61
• <b>FM-2024</b> Desoldering Tool Handpiece .....	62



# FR-400

## ULTRA HEAVY-DUTY DESOLDERING STATION

The **HAKKO FR-400 Ultra Heavy-Duty Desoldering Station** is specifically designed for the difficult rework of extremely large mass components where a significant amount of thermal inertia must be overcome. An excellent tool for desoldering the most challenging solder joints. Now with a more efficient quick-change nozzle capability!

DESOLDERING



### FEATURES & BENEFITS

- 300 W Heating Element with a top controlled temperature of 940 °F (500 °C)
- Anti-Clogging features helps ensure peak vacuum pressure to the solder joint and prevents premature release of the vacuum system before the solder has cleared the heater and is captured in the solder collector chamber
- The display includes a vacuum indicator that lets you know if there are any restrictions building that will need to be cleaned out using the tools that are in the maintenance kit (included with the station.)



### SPECIFICATIONS For Part No. FR400-53

STATION	
Nozzle Series	N60 see <a href="#">page 55</a> (N60-02 standard nozzle included)
Input Voltage	120 VAC 50/60 Hz
Power Consumption	320 W
Temperature Range	660 °F - 940 °F / 350 °C - 500 °C
Temperature Stability	±5 °C / ±9 °F at idle
Vacuum Generator	Pump - double cylinder
Vacuum Pressure (max.)	80 kPa (24in. Hg / 600 mm Hg)
Output Voltage	29 V
Suction Flow	15 L/min
Outer Dimensions (W x H x D)	6.5 x 5.4 x 10.4 in. / 166 x 137 x 264 mm
ESD Safe	Yes
Included Handpiece	FR-4003 (Part No. FR4003-81) see <a href="#">page 55</a>

### FR-400 DESOLDERING SET

Includes everything shown in picture. P/N: FR400-53

### MAINTENANCE KIT P/N: C5011

### FR-400 HANDPIECE HOLDER P/N: FH400-82

### FR-4003 DESOLDERING TOOL P/N: FR4003-81

### FR-400 ACCESSORY

### NOZZLE QUICK CHANGER P/N: C5045

Easily change your FR-400 nozzles with just a twist on the Nozzle Quick Changer. See [page 103](#)



### CONTENTS For Part No. FR400-53 (Complete set w/ Station, Desoldering Tool & Iron Holder)

Part No.	Description
--	Desoldering station
FR4003-81	Gun-style handpiece
FH400-82	Holder for FR-4003 handpiece
N60-02	Standard nozzle
B2419	Power cord
C5011 (Includes the below 6 pcs)	Maintenance kit:
• B1087	• 1.0 mm cleaning pin
• B1215	• Heater cleaning pin
• B1303	• 1.0 mm cleaning drill
• B5082	• Nozzle wrench
• A5020	• Station filter (x2)
• A5045	• Handpiece filter (x4)
--	Instruction manual



For more information [Scan QR Code](#).

U.S. Patent Registered



# FR-4003

## ULTRA HEAVY-DUTY DESOLDERING GUN



The **HAKKO FR-4003 Ultra Heavy-Duty Desoldering Gun** handpiece is designed to work with the FR-400 Desoldering Station. The handpiece operates between a temperature range of 660 °F - 940 °F through a composite ceramic heating core and also features a solder collection chamber for efficient solder removal.



### FEATURES & BENEFITS

- Designed for the FR-400 Desoldering station
- Improved handpiece with quick change nozzle mechanism
- Large solder collection chamber is 3X larger in capacity than other Hakko desoldering stations and can be cleaned and re-used thus reducing environmental waste



### SPECIFICATIONS For Part No. FR4003-81

<b>Nozzle Series</b>	N60 see below
<b>Station Compatibility</b>	FR-400 see page 54
<b>Power Consumption</b>	300 W
<b>Nozzle-to-Ground Resistance</b>	< 2 Ω
<b>Nozzle-to-Ground Potential</b>	< 2 mV
<b>Heater</b>	HAKKO Composite Ceramic™
<b>Standard Nozzle (included)</b>	N60-02 (0.04 in. / 1.0 mm)



### FILTERS

Part No.	Description
A5045	Ceramic filters (10 pack)



### CLEANING PINS & DRILLS

see page 57

## N60 SERIES NOZZLES



### N60 SERIES NOZZLES FOR USE WITH FR-4003 DESOLDERING GUN

UNIT: mm

N60-01	N60-02	N60-03	N60-04
N60-05	N60-06	N60-07	N60-08
N60-09			



For more information Scan QR Code.



# FR-410

## HIGH-POWER DESOLDERING STATION



The **HAKKO FR-410 Desoldering Station** is a high-power, 190W desoldering station for desoldering components on multi-layer printed circuit boards, with small land patterns, and in difficult to reach areas and narrow spaces.

DESOLDERING



### FEATURES & BENEFITS

- Wide selection of nozzle configurations
- Large, easy-to-read display that includes a vacuum level indicator
- Three (3) user-programmable presets
- Password lockout to prevent any unauthorized changes to the systems operation or setup
- Vacuum system with 0.2 second delay timer to ensure application of maximum vacuum
- Easy-access solder collection chamber that is simple to clean
- Easy-to-change heater cartridge with HAKKO Composite Ceramic™
- Quick change mechanism for nozzle replacement



### SPECIFICATIONS For Part No. FR410-52 & FR410-53

STATION	
<b>Nozzle Series</b>	N61 <a href="#">see page 59</a> (N61-05 standard nozzle included)
<b>Input Voltage</b>	120 VAC 50/60 Hz
<b>Power Consumption</b>	190 W
<b>Temperature Range</b>	620 °F - 850 °F / 330 °C - 450 °C
<b>Temperature Stability</b>	±9 °F / ±5 °C at idle
<b>Temperature Control</b>	Microprocessor control using closed-loop sensor
<b>Temperature Presets</b>	3 — User programmable
<b>Vacuum Generator</b>	Vacuum Type, Double Cylinder Type
<b>Vacuum Pressure (max.)</b>	80 kPa (24in. Hg / 600 mm Hg)
<b>Output Voltage</b>	24 V
<b>Suction Flow</b>	15 L/min.
<b>Dimensions (W x H x D)</b>	6.5 x 5.4 x 9.6 in. / 165 x 137 x 244 mm
<b>ESD Safe</b>	Yes

**FR-4103  
DESOLDERING GUN**  
P/N: FR4103-81



### CONTENTS For Part No. FR410-52 & FR410-53

	Part No.	Description
FR410-52	<b>FR4103-81</b> <b>FH410-81</b>	FR-410 w/ Gun-Style Handpiece Holder for FR-4103 Handpiece
FR410-53	<b>FR4104-81</b> <b>FH410-02</b>	FR-410 w/ Pencil-Style Handpiece Holder for FR-4104 Handpiece
FR410-52 FR410-53	<b>C5030</b> <b>B1087</b> <b>B1215</b> <b>B1303</b> <b>B5106</b> <b>A5020</b> <b>A5044</b> <b>B2419</b> <b>N61-05</b> --	Maintenance kit (includes the below 6 pcs) • 1.0mm cleaning pin • Heater cleaning pin • 1.0mm cleaning drill • Nozzle wrench • Station filter (x2) • Handpiece filter (x4) Power cord Standard nozzle Instruction manual

**FR-4104  
DESOLDERING PENCIL**  
P/N: FR4104-81



**FR410-52 & FR410-53  
MAINTENANCE KIT**  
P/N: C5030

Basic Maintenance Kit with an assortment of basic tools included.



For more information [Scan QR Code.](#)



# FR-4103 DESOLDERING GUN

The **HAKKO FR-4103 Desoldering Gun** handpiece is designed to work with the FR-410 Desoldering Station. The handpiece operates between a temperature range of 330° - 450°C (620° - 850°F) through a composite ceramic heating core and also features a solder collection chamber for efficient solder removal.



For more information  
Scan QR Code.



# FR-4104 DESOLDERING PENCIL

The **HAKKO FR-4104 Desoldering Pencil** is the pencil-style version of the desoldering handpiece. The FR-4104 features the same performance specifications as the FR-4103.



For more information  
Scan QR Code.



## SPECIFICATIONS For Part No. FR4103-81 & FR4104-81

Nozzle Series	N61 see page 59 (Nozzles Sold Separately)
Station Compatibility	FR-410 see page 56
Power Consumption	140 W
Nozzle-to-Ground Resistance	< 2 Ω
Nozzle-to-Ground Potential	< 2 mV
Heater	HAKKO Composite Ceramic™
Standard Nozzle (Included)	N61-05 (0.04 in. / 1.0 mm)



## FILTERS For Part No. FR4103-81 & FR4104-81

Part No.	Description
A1030 (Only for FR-4104) B5185 (Only for FR-4103) A5044	Spring filters (10 pack) Filter assembly pipe Ceramic filters (10 pack)



## CLEANING PINS & DRILLS For Part No. FR4103-81 & FR4104-81

Part No.	Description
B2874 B1086 B1087 B1088 B1089 B2875 B1215	0.6 mm cleaning pin 0.8 mm cleaning pin 1.0 mm cleaning pin 1.3 mm cleaning pin 1.6 mm cleaning pin 2.0 - 2.3 mm cleaning pin Heater cleaning pin
B5141 B1302 B1303 B1304 B1305	0.6 mm cleaning drill 0.8 mm cleaning drill 1.0 mm cleaning drill 1.3 mm cleaning drill 1.6 mm cleaning drill



## FEATURES & BENEFITS For Part No. FR4103-81 & FR4104-81

- Designed for the FR-410 Desoldering Station
- Improved handpiece with quick change nozzle mechanism
- Solder Collection Chamber



### FR-410 ACCESSORY

#### NOZZLE QUICK CHANGER P/N: C5046


Easily change your FR-410 nozzles with just a twist on the Nozzle Quick Changer. See page 103



# FR-301

## PORTABLE DESOLDERING TOOL

The **HAKKO FR-301 Portable Desoldering Tool** puts the performance of an industrial desoldering station into a compact and lightweight hand tool that can be used on the workbench or in the field.



**N61 NOZZLE**

DESOLDERING



### FEATURES & BENEFITS

- Easy-to-clean solder collection chamber minimizes maintenance and reduces waste
- Fast release tool for the quick-change nozzle system
- Closed-loop sensor integrated heating system for improved thermal performance
- Compatible with Lead-Free solders
- Unique pump design that lowers vibration and noise, but improves vacuum pressure and flow



### SPECIFICATIONS For Part No. FR301-03/P

<b>Nozzle Series</b>	N61 see page 59 (N61-08 (0.04 in. / Ø1.0 mm) included)
<b>Voltage</b>	120 VAC 50/60 Hz
<b>Power Consumption</b>	140W
<b>Temperature Range</b>	660 °F - 930 °F / 350 °C - 500 °C
<b>Nozzle-to-Ground Resistance</b>	< 2 Ω
<b>Nozzle-to-Ground Potential</b>	< 2 mV
<b>Temperature Stability &amp; Accuracy</b>	Meets or exceeds IPC J-STD-001
<b>Heating Element</b>	Ceramic
<b>Vacuum Source</b>	Single-Cylinder diaphragm pump
<b>Vacuum Pressure</b>	81 kPa (24 in. Hg / 610 mm Hg)
<b>Suction Flow</b>	11 L/min

### FR301-03/P DESOLDERING TOOL W/CASE

Includes everything shown in picture.

**CLEANING PIN  
FOR 1.0MM NOZZLE**  
P/N: B1087

**CLEANING PIN  
FOR HEATING ELEMENT**  
P/N: B1085

**IRON  
HOLDER**  
P/N: C5003

**1.0mm NOZZLE  
(1 INSTALLED)**  
P/N: N61-08

**DESOLDERING  
TOOL**

**NOZZLE  
WRENCH**  
P/N: B5106

**CERAMIC  
PAPER FILTER**  
P/N: A5044

**PRE-FILTER**  
P/N: B5104



### CONTENTS For Part No. FR301-03/P

Part No.	Description
--	Desoldering tool
<b>B5106</b>	Nozzle wrench
<b>B5104</b>	Pre-filter
<b>A5044</b>	Ceramic paper filter (Large) (1 installed, 2 replacement)
<b>B1087</b>	Cleaning pin for 1.0 mm nozzle
<b>B1085</b>	Cleaning pin for heating element
<b>N61-08</b>	1.0 mm nozzle (1 installed)
<b>C5003</b>	Iron Holder
--	Instruction manual



# N61

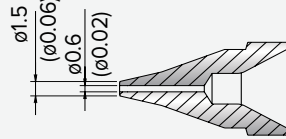
## SERIES NOZZLES



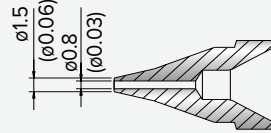
N61 SERIES NOZZLES FOR USE WITH FR-4103, FR-4104 and FR-301 DESOLDERING TOOLS

UNIT: mm (in)

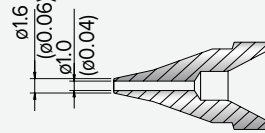
N61-01



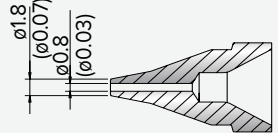
N61-02



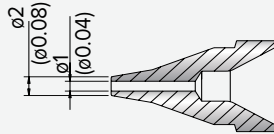
N61-03



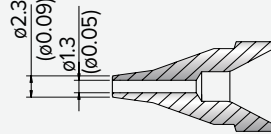
N61-04



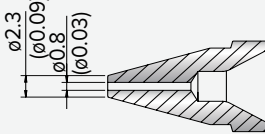
N61-05



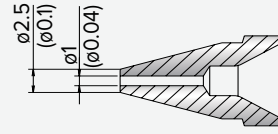
N61-06



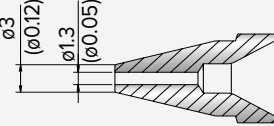
N61-07



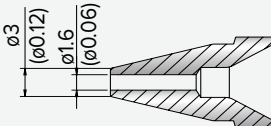
N61-08



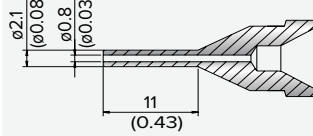
N61-09



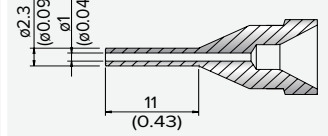
N61-10



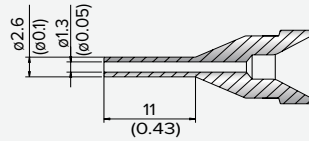
N61-11



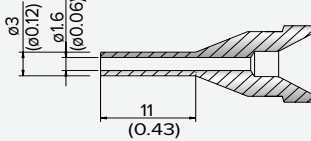
N61-12



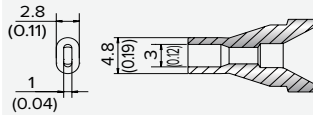
N61-13



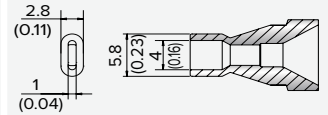
N61-14



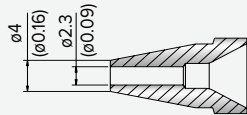
N61-15



N61-16



N61-17



For more information on the N61 Nozzle Series [Scan QR Code.](#)

DESOLDERING



# FM-204

## DESOLDERING & SOLDERING STATION



The **HAKKO FM-204 Desoldering and Soldering Station** is a self-contained station with a built-in vacuum pump. This single port station has both the functionality for soldering and desoldering with a gun or pencil style desoldering handpiece. Utilizing N3 nozzles for a quick change process makes interchanging nozzles fast and convenient.

DESOLDERING

### FEATURES & BENEFITS

### SPECIFICATIONS For Part No. FM204-01 / FM204-CP

- Built in vacuum pump
- Meets or exceeds J-STD-001 requirements
- Placing the iron into the iron holder activates the sleep mode
- Can be used for soldering with the FM-2027 soldering iron (not included)
- Handpiece converts to either gun or pencil style

STATION	
Nozzle &/or Tips Series	N3 Nozzles <a href="#">see page 62</a> &/or T15 Tips <a href="#">see page 80</a> (Nozzles & Tips Sold Separately)
Power Consumption	120W
Temperature Range	400 °F - 840 °F / 200 °C - 450 °C *
Temperature Stability	±9 °F / ±5 °C at idle temperature
Station Output	24V
Vacuum Generator	Vacuum pump, double cylinder
Vacuum Pressure (Max.)	80 kPa (24 in. Hg / 600 mm Hg)
Suction Flow	15 L/min
Dimensions (W x H x D)	6.3 x 4.7 x 8.9 in. / 160 x 120 x 225 mm
Included Handpiece	FM-2024 (Part No. FM2024-02) <a href="#">see page 62</a>

### FM-204 DESOLDERING SET

P/N: FM204-01



**DESOLDERING HANDPIECE**  
P/N: FM2024-02

**FM-204 DESOLDERING STATION**

**IRON HOLDER w/ Brass Wire**  
P/N: FH200-05

### FM-204 DESOLDERING SET w/ SOLDERING IRON

P/N: FM204-CP



**IRON HOLDER w/ Brass Wire**  
P/N: FH200-05

**DESOLDERING HANDPIECE**  
P/N: FM2024-02

**FM-204 DESOLDERING STATION**

**FM-2027 CONVERSION KIT**  
P/N: FM2027-03

### CONTENTS For Part No. FM204-01 / FM204-CP

	Part No.	Description
FM204-01	--	FM-204 desoldering station
	<b>FM2024-02</b>	Desoldering handpiece
	<b>FH200-05</b>	Iron holder with 599B tip cleaner
	<b>B2873</b>	Cleaning drill
	<b>A1612</b>	Filter pipe assembly (1 piece)
	<b>A1613</b>	Ceramic paper filter (10 pcs)
	<b>B2972</b>	Control card
	<b>B2756</b>	Tip tray
	<b>B2872</b>	Handle (for gun configuration)
	<b>B3253</b>	Connecting cable
	<b>B2419</b>	Power cord
	<b>B2300</b>	Heat resistant pad
<b>B2876</b>	Nozzle remover	
--	--	Instruction manual
<b>FM204-CP</b> With Added Soldering Iron	<b>FM2027-03</b>	FM-2027 Soldering iron

\*Temperature range varies depending on handpiece model connected.  
 P/N: FM204-01 ships with one (1) FM-2024 desoldering handpiece.  
 P/N: FM204-CP ships with one (1) FM-2024 desoldering handpiece and one (1) FM-2027 soldering handpiece.  
 U.S. Patent Registered



# FM-205

## "SHOP AIR" DESOLDERING & SOLDERING STATION



The **HAKKO FM-205** is a "Shop-Air" Desoldering and Soldering Station. The shop-air feature provides for higher vacuum pressure and increased suction flow compared to the FM-204. The station also functions as a soldering station with a separately purchased FM-207 Conversion Kit.



### FEATURES & BENEFITS

- Requires shop air
- Digital temperature control
- Uses composite nozzles for improved thermal performance
- Uses low cost disposable filter cartridges
- Desoldering Handpiece converts to either gun or pencil style
- Functions as a soldering station with the FM-207 soldering iron conversion kit (not included)
- Includes low temperature alarm, sleep mode functionality and auto power off



### SPECIFICATIONS For Part No. FM205-01

STATION	
<b>Nozzle &amp; Tips Series</b>	N3 Nozzles <a href="#">see page 62</a> & T15 Tips <a href="#">see page 80</a> (Nozzles & Tips Sold Separately)
<b>Power Consumption</b>	80 W
<b>Temperature Range</b>	400 °F - 840 °F / 200 °C - 450 °C*
<b>Temperature Stability</b>	±9 °F / ±5 °C at idle temperature
<b>Vacuum Generator</b>	Ejector type
<b>Vacuum Pressure (max.)</b>	93 kPa 28 in. Hg / 700 mm Hg
<b>Suction Flow</b>	20 L/min
<b>Input Air Pressure (in use)</b>	490 kPa (71 psi) when in use (trigger or button is pressed)
<b>Comp. Air Consumption</b>	46 L/min
<b>Dimensions (W x H x D)</b>	6.3 x 4.7 x 8.9 in. / 160 x 120 x 225 mm

DESOLDERING

### FM-205 DESOLDERING SET

### FM-205 DESOLDERING STATION



### CONTENTS For Part No. FM205-01 (Complete Set w/ Desoldering Station, Handpiece & Iron Holder)

Part No.	Description
--	FM-205 desoldering station
FM2024-02	Desoldering handpiece
FH200-05	Iron holder with 599B tip cleaner
B2873	Cleaning drill
B2876	Nozzle remover
A1612	Filter pipe assembly (1 piece)
A1613	Ceramic paper filters (10 pcs)
B2972	Control card
B3253	Connecting cable
B2756	Tip tray
B2419	Power cord
B2300	Heat resistant pad
--	Instruction manual

\*Temperature range varies depending on handpiece model connected.  
P/N: FM205-01 ships with one (1) FM2024-02 desoldering tool.

U.S. Patent Registered

**NOTE:** This station requires shop air

### REQUIRED AIR CONNECTION KIT†

P/N: 999-216-01

Air pressure regulator package with filter  
† Sold Separately.



For more information [Scan QR Code.](#)



# FM-2024

## DESOLDERING TOOL

### HANDPIECE



For more information  
Scan QR Code.

The **HAKKO FM-2024 Desoldering Tool Handpiece** uses the N3 Series nozzles.  
Desoldering handpiece for use with FM-203 / FM-204 / FM-205 / FM-206 stations.



#### FEATURES & BENEFITS

- Convertible Gun or Pencil Style Handpiece
- Disposable Solder Collection Filter
- Anti-Clogging Design



#### SPECIFICATIONS For Part No. FM2024-02

<b>Nozzle Series</b>	N3 (Nozzles Sold Separately) <a href="#">see below</a>
<b>Station Compatibility</b>	FM-203, FM-204 <a href="#">see page 60</a> , FM-205 <a href="#">see page 61</a> & FM-206 <a href="#">see page 64</a>
<b>Power Consumption</b>	70W
<b>Temperature Range</b>	660 °F - 840 °F / 350 °C - 450 °C
<b>Tip-to-Ground Resistance</b>	< 2 Ω
<b>Tip-to-Ground Potential</b>	< 2 mV



#### FILTERS AND REPLACEMENT PARTS

Part No.	Description
<b>A1612</b>	FM-2024 Filter pipe (set of 10)
<b>A1613</b>	Ceramic paper filter (set of 10) (For use with FM-203 / FM-204 / FM-205 / FM-206 stations / C1492 Desoldering Control Box)
<b>999-216</b>	Air hose kit (for use with FM-205 station <a href="#">see page 61</a> or with C1492 Desoldering Control Box)
<b>999-216-01</b>	Air hose kit with regulator

DESOLDERING

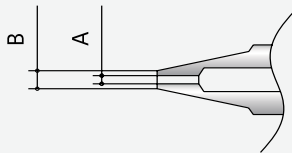
## N3

### SERIES NOZZLES

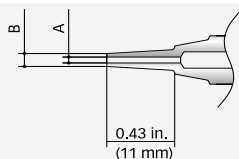


#### N3 SERIES NOZZLES FOR USE WITH FM-2024

##### Type 1



##### Type 2



For more information on the  
N3 Nozzle Series [Scan QR Code.](#)



#### REPLACEMENT NOZZLES

##### Nozzle Type 1

Part No.	Description	A	B
<b>N3-06</b>	Nozzle, 0.6 mm / 0.02 in.	0.6 mm / 0.02 in.	1.9 mm / 0.07 in.
<b>N3-08</b>	Nozzle, 0.8 mm / 0.03 in.	0.8 mm / 0.03 in.	2.0 mm / 0.08 in.
<b>N3-10</b>	Nozzle, 1.0 mm / 0.04 in.	1.0 mm / 0.04 in.	2.3 mm / 0.09 in.
<b>N3-13</b>	Nozzle, 1.3 mm / 0.05 in.	1.3 mm / 0.05 in.	2.6 mm / 0.10 in.
<b>N3-16</b>	Nozzle, 1.6 mm / 0.06 in.	1.6 mm / 0.06 in.	3.0 mm / 0.12 in.
<b>N3-20</b>	Nozzle, 2.0 mm / 0.08 in.	2.0 mm / 0.08 in.	3.4 mm / 0.13 in.
<b>N3-23</b>	Nozzle, 2.3 mm / 0.09 in.	2.3 mm / 0.09 in.	3.8 mm / 0.15 in.

##### Nozzle Type 2

Part No.	Description	A	B
<b>N3-L10</b>	Long Nozzle 1.0 mm / 0.04 in.	1.0 mm / 0.04 in.	2.3 mm / 0.09 in.

# REWORK

• <b>FM-206</b> 3-Port Rework Station.....	64
• <b>Handpiece Options</b> .....	65
• <b>FM-2022</b> SMD Parallel Remover .....	66
• <b>FM-2023</b> SMD Mini Hot Tweezer .....	67
• <b>FM-2027</b> Soldering Iron .....	68
• <b>FM-2029</b> Single Hot Air Handpiece .....	68
• <b>N4</b> Series Nozzles .....	68
• <b>FM-2030</b> Heavy-Duty Soldering Iron .....	69
• <b>FM-2032</b> Micro Soldering Iron.....	70
• <b>T30</b> Series Tips.....	70
• <b>T15</b> Series Tips.....	71
• <b>FR-810B</b> SMD Hot Air Rework System.....	75
• <b>FR-811</b> Advanced SMD Hot Air Rework System .....	76
• <b>FR-811 Set</b> Complete SMD Hot Air Rework System .....	77
• <b>N51</b> Series Nozzles .....	78
• <b>HOT AIR</b> Series Nozzles.....	79
• <b>REWORK ACCESSORIES</b> for FR Series Rework Stations .....	81
• <b>851</b> SMD Rework Station.....	82
• <b>394</b> Battery Operated SMD Vacuum Pick-Up-Tool .....	83
• <b>FR-860</b> Preheat Plate .....	84
• <b>FR-872</b> 4-Bank IR Preheater .....	85
• <b>FR-870B</b> 2-Bank IR Preheater .....	86
• <b>FR-830</b> Preheater .....	87
• <b>FX-8804</b> SMD Hot Tweezers.....	88



# FM-206

## 3-PORT REWORK STATION



The **HAKKO FM-206 Rework Station** raises performance standards for rework systems to a new level. With the capability to power any FM Series HAKKO handpiece, the HAKKO FM-206 can be tailored to fit your specific rework needs.

The sleek compact design maximizes bench space, and the full graphic user interface simplifies setup and operation. Three powerful ports allow for a variety of combinations of HAKKO handpieces including, soldering, micro soldering, desoldering, SMD hot tweezers, mini tweezers, HD irons and a hot air pencil, making this the ultimate rework station.



### FEATURES & BENEFITS

- Graphic User Interface for easy setup and operation
- 3 simultaneously powered ports
- Self contained pump for vacuum and air flow
- Meets or exceeds J-STD-001 requirements
- Password Lockout for process control
- Digital airflow indicator
- Can be configured in many ways using all FM Series handpieces
- Sleek compact design minimizes loss of bench space
- Integrates with Hakko FR-830, FR-870B, and FR-872 Preheaters
- Manual or automatic profile for hot air
- Low cost composite hot air nozzles
- Optional foot switch for pump operation
- Security attachment point
- Quiet pump operation
- Desoldering delay timer
- Configurable display in °F or °C
- Capable of hot air rework of 0201 and 01005
- No calibration required
- ESD Safe by design



### SPECIFICATIONS For Part No. FM206-55 (Base unit)

<b>Power Consumption</b>	410 W (max)
<b>Temperature Stability</b>	±9 °F / ±5 °C
<b>Air Flow</b>	6 L/min. Max (hot air)
<b>Vacuum Generator</b>	Diaphragm Pump System
<b>Vacuum Pressure (Max.)</b>	80 kPa (600 mmHg)
<b>Suction Flow</b>	14 L/min.
<b>Weight</b>	13.7 lb / 6.2 kg
<b>Outer Dimensions (W x H x D)</b>	6.38 x 5.35 x 7.48 in. / 162 x 136 x 245 mm



### HANDPIECE CONFIGURATION (See below)

Part No.	Port 1	Port 2	Port 3
FM206-DSS	FM-2024 (Desoldering Gun)	FM-2027 (Soldering)	FM-2027 (Soldering)
FM206-DTS	FM-2024 (Desoldering Gun)	FM-2022 (Rework Parallel Remover)	FM-2027 (Soldering)
FM206-STA	FM-2027 (Soldering)	FM-2022 (Rework Parallel Remover)	FM-2029 (Rework Hot Air)
FM206-DSA	FM-2024 (Desoldering Gun)	FM-2027 (Soldering)	FM-2029 (Rework Hot Air)



### 3-PORT REWORK STATION CONFIGURATIONS

**FM206-DSS**

Desolder

Solder

Solder

**FM206-DTS**

Desolder

Tweezer

Solder

**FM206-STA**

Solder

Tweezer

Air

**FM206-DSA**

Desolder

Solder

Air



For more information [Scan QR Code.](#)



# Handpiece Options



	Handpiece Model	Category	Temperature Range	Power Consumption	Tips/Nozzles
	<b>FM-2027</b> See page 68	Soldering	400 °F - 840 °F 200 °C - 450 °C	70 W / 24 V	T15 Series Not Included See page 74
	<b>FM-2026</b> See page 38	N <sub>2</sub> Soldering	400 °F - 840 °F 200 °C - 450 °C	70 W / 24 V	T17 Series Not Included See page 38
	<b>FM-2022</b> See page 66	Desoldering Parallel Remover	400 °F - 750 °F 200 °C - 400 °C	140 W / 24 V	T16 Series Not Included See page 67
	<b>FM-2023</b> See page 67	Desoldering Mini Hot Tweezer	400 °F - 750 °F 200 °C - 400 °C	140 W / 24 V	T9 Series Includes T9-I See page 67
	<b>FM-2024</b> See page 62	Desoldering Handpiece (Gun/Pencil)	660 °F - 840 °F 350 °C - 450 °C	70 W / 24 V	N3 Nozzles Not Included See page 62
	<b>FM-2029</b> See page 68	Rework Hot Air	200 °F - 1030 °F 93 °C - 554 °C	140 W / 24 V	N4 Nozzles Not Included See page 68
	<b>FM-2030</b> See page 69	Heavy Duty Soldering	400 °F - 930 °F 200 °C - 500 °C	140 W / 24 V	T22 Series Not Included See page 39
	<b>FM-2031</b> See page 69	Heavy Duty N <sub>2</sub> Soldering	400 °F - 930 °F 200 °C - 500 °C	140 W / 24 V	T22 Series Not Included See page 39
	<b>FM-2032</b> See page 70	Micro Soldering	400 °F - 840 °F 200 °C - 450 °C	48 W / 24 V	T30 Series Not Included See page 70



# FM-2022

## SMD PARALLEL REMOVER



The **HAKKO FM-2022 SMD Parallel Remover** uses revolutionary parallel action between the tip ends (one tip remains stationary) allowing greater surface contact between the tip and the component and providing more efficient and even heat transfer.

Whether removing small chips or larger SOP components, the parallel action of the FM-2022 also allows for a more secure hold on the component.



### FEATURES & BENEFITS

- The Parallel Remover uses the same quick-change composite tip technology as the FM-206 soldering station
- A fixing collar properly aligns the tips opposite each other
- Holder with sleep function



### SPECIFICATIONS For Part No. FM2022-02 (Handpiece Only)

Tip Series	T16 see below (Tips Sold Separately)
Station Compatibility	FM-203 & FM-206 see page 64
Power Consumption	140 W / 24 V
Temperature Range	400 °F - 750 °F / 200 °C - 400 °C
Temperature Stability	±9 °F / ±5 °C
Tip-to-Ground Resistance	< 2 Ω
Tip-to-Ground Potential	<2 mV (typical 0.6 mV)

### FM2022-05 CONVERSION KIT

Includes everything shown in picture.

**HANDPIECE HOLDER**  
w/ Sponge  
P/N: FH200-03

**CONNECTOR CORD**

P/N: B3253

**HEAT RESISTANT PAD**

P/N: B2300

**FM-2022  
SMD PARALLEL  
REMOVER\***

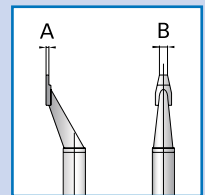
P/N: FM2022-02  
\* Tips Sold Separately



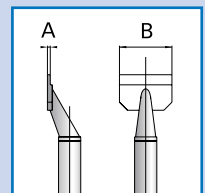
### T16 SERIES TIPS FOR USE WITH FM-203 & FM-206

Part No.	A	B
T16-1001	0.008 in. / 0.2 mm	N/A
T16-1002	0.03 in. / 0.7 mm	0.02 in. / 0.5 mm
T16-1003	0.03 in. / 0.7 mm	0.04 in. / 1.0 mm
T16-1004	0.03 in. / 0.7 mm	0.08 in. / 2.0 mm
T16-1013	0.03 in. / 0.7 mm	0.12 in. / 3.0 mm
Part No.	A	B
T16-1005	0.03 in. / 0.7 mm	0.24 in. / 6.0 mm
T16-1006	0.03 in. / 0.7 mm	0.31 in. / 8.0 mm
T16-1007	0.03 in. / 0.7 mm	0.39 in. / 10.0 mm
T16-1008	0.03 in. / 0.7 mm	0.51 in. / 13.0 mm
T16-1009	0.03 in. / 0.7 mm	0.63 in. / 16.0 mm
T16-1010	0.03 in. / 0.7 mm	0.79 in. / 20.0 mm
T16-1011	0.03 in. / 0.7 mm	0.98 in. / 25.0 mm
T16-1012	0.03 in. / 0.7 mm	0.71 in. / 18.0 mm

TIPS for  
CHIP Components



TIPS for  
SOP Components



### CONTENTS For Part No. FM2022-05 (Conversion Kit w/ Handpiece & Holder)

Part No.	Description
FM2022-02 FH200-03 B2300 B3253	FM-2022 SMD parallel remover Handpiece holder with sponge Heat resistant pad Connector cord



For more information Scan QR Code.



# FM-2023

## SMD MINI HOT TWEezer

The **HAKKO FM-2023 Mini Hot Tweezer** is designed for use with small chip components as small as 0201. The FM-2023 has the unique feature of allowing it to work as a standard or reverse action. A simple flip of a switch sets the action of the tool.



### FEATURES & BENEFITS

- Can be used with components as small as 0201
- Able to work as standard and reverse
- Can be used with the FM-206 & FM-203



### SPECIFICATIONS For Part No. FM2023-02 (Handpiece Only)

Tip Series	T9 <i>see below</i> (T9-I tip included)
Station Compatibility	FM-203 & FM-206 <i>see page 64</i>
Power Consumption	140 W / 24 V
Temperature Range	400 °F - 752 °F / 200 °C - 400 °C
Temperature Stability	±9 °F / ±5 °C
Tip-to-Ground Resistance	< 2 Ω
Tip-to-Ground Potential	<2 mV (typical 0.6 mV)



### CONTENTS For Part No. FM2023-05 (Conversion Kit w/ Handpiece & Holder)

Part No.	Description
<b>FM2023-02</b>	FM-2023 mini hot tweezer
<b>FH200-04</b>	Iron holder with sponge
<b>B2849</b>	Component bed
<b>T9-I</b>	Standard tip
<b>B2300</b>	Heat resistant pad
<b>B3253</b>	Connector cord

**NOTE:** The FM-2023 must be used in conjunction with an FM-203 soldering station or an FM-206 3-port rework station.



### TWEEZERS SERIES TIPS FOR USE WITH FM-2023 HANDPIECE

Part No.	Size A [a]	Shape
<b>T9-I</b>	0.008 in. / R0.2	
<b>T9-L1</b>	0.04 in. / 1.0 mm	
<b>T9-L2</b>	0.08 in. / 2.0 mm	

U.S. Patent Registered

### FM2023-05 CONVERSION KIT

Includes everything shown in picture.

**HANDPIECE HOLDER**  
w/ Sponge  
P/N: FH200-04


**CONNECTOR CABLE**  
P/N: B3253

**TIP, (I Shape)**  
P/N: T9-I (Included)

**HEAT RESISTANT PAD**  
P/N: B2300

**COMPONENT BED**  
P/N: B2849

**FM-2023 MINI HOT TWEEZERS**  
P/N: FM2023-02





# FM-2027

## SOLDERING IRON



For more information  
Scan QR Code.

### FEATURES & BENEFITS

- Tip locks into sleeve assembly with an audible click
- Sleeve assembly connects to handpiece via locking connector
- Press connector tabs to unlock sleeve assembly
- Multi-color sleeves available (yellow, orange, blue, green, pink)
- Sleeves are anti-bacterial and anti-microbial

### SPECIFICATIONS For Part No. FM2027-02 (Handpiece Only)

Tip Series	T15 Series <a href="#">see page 71</a> (Tips Sold Separately)
Station Compatibility	FM-203, FM-204 <a href="#">see page 60</a> , FM-205 <a href="#">see page 61</a> , FM-206 <a href="#">see page 64</a> & FX-951
Tip-to-Ground Resistance	< 2 Ω
Tip-to-Ground Potential	< 2 mV

### FM2027-03 CONVERSION KIT

Includes everything shown below.



### CONTENTS For Part No. FM2027-03 (Conversion Kit w/ Handpiece & Iron Holder)

Part No.	Description
FM2027-02 FH200-01 B3216 B2300 B3253	FM-2027 soldering handpiece Handpiece holder Yellow sleeve / grip Heat resistant pad Connecting cable

U.S. Patent Registered

REWORK

# FM-2029

## SINGLE HOT AIR HANDPIECE



For more information  
Scan QR Code.

### FEATURES & BENEFITS

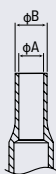
- Slender handpiece
- Composite nozzle (built-in heater)
- Easy to change nozzles
- Holder with sleep function

### SPECIFICATIONS For Part No. FM2029-02

Nozzles	N4 Series <a href="#">see below</a> (Nozzles Sold Separately)
Station Compatibility	FM-206 3-Port Rework station
Power Consumption	140 W / 24 V
Temperature Range	200 °F -1030 °F / 100 °C -550 °C
Nozzle to Ground Resistance	< 2 Ω
Nozzle to Ground Potential	< 2 mV

### N4 REPLACEMENT NOZZLES

Part No.		φ A	φ B
N4-01		2.0 mm	2.5 mm
N4-02		4.0 mm	5.0 mm
N4-03		6.0 mm	7.0 mm
N4-04		8.0 mm	9.0 mm
N4-05		2.0 mm	2.5 mm



### CONTENTS For Part No. FM2029-01 (Conversion Kit w/ Handpiece & Iron Holder)

Part No.	Description
FM2029-02 C5034 B3253 B2300	FM-2029 hot air handpiece Handpiece holder Connecting cable Heat resistant pad

U.S. Patent Registered



For more information  
Scan QR Code.

# FM-2030

## HEAVY-DUTY SOLDERING IRON

The HAKKO **FM-2030 Heavy-Duty Soldering Iron** is best for soldering difficult-to-solder heavy ground planes and/or high heat sink applications. For heavy duty soldering, the FM-2030 is the ideal companion to the HAKKO FM-203 Dual Port Soldering Station or the HAKKO FM-206 3-Port Rework System.



### FEATURES & BENEFITS

- The FM-2030 heavy duty soldering iron provides a higher mass tip with double the power of conventional T15 tips
- Conversion Kit available including holder, see Part No: FM2030-02
- Includes holder (with sleep functionality), tip cleaner and other affiliated parts
- The FM-2030 can only be attached to the Hakko FM203-HD "D" channel and the HAKKO FM-206 CH2 or CH3 ports.



### SPECIFICATIONS For Part No. FM2030-01 (Handpiece Only)

Tip Series	T22 Series <a href="#">see page 39</a> (Tips Sold Separately)
Station Compatibility	FM-203 & FM-206 <a href="#">see page 64</a>
Power Consumption	140 W / 24 VAC
Tip-to-Ground Resistance	< 2 Ω
Leak Voltage	< 2 mV



### CONTENTS For Part No. FM2030-02 (Conversion Kit w/ Handpiece & Iron Holder)

Part No.	Description
<b>FM2030-01</b> <b>FH200-01</b> <b>B3253</b> <b>B2300</b>	FM-2030 handpiece Handpiece holder Connecting cable Heat resistant pad

U.S. Patent Registered

### FM2030-02 CONVERSION KIT

Includes everything shown in picture.



### NITROGEN CROSS REFERENCE For T22 TIPS AND N<sub>2</sub> NOZZLES

Compatible Tips	N <sub>2</sub> Nozzle Assy Part No.	Description
T22-BL, T22-BL2, T22-BC2, T22-C3, T22-D12 & T22-J02	B3121	Nozzle Assembly A
T22-D08, T22-D16 & T22-K	B3123	Nozzle Assembly C
T22-C5, T22-C6, T22-D32, T22-D45, T22-D52	B3124	Nozzle Assembly D
T22-D24, T22-JD08	B3561	Nozzle Assembly E



### CONTENTS For Part No. FM2031-02 (Conversion Kit w/ Handpiece & Iron Holder)

Part No.	Description
-- <b>FH200-01</b> <b>B3253</b> <b>B2300</b>	FM-2031 handpiece Handpiece holder Connecting cable Heat resistant pad

Also Available:

### FM2031-01 NITROGEN COMPATIBLE HEAVY-DUTY SOLDERING IRON

Compatible with the FM-206\* Rework System [see page 64](#) , FX-780/FX-781 Nitrogen Generators [see page 34](#) & FX-791 Nitrogen Controller [see page 34](#) . \*Tips Sold Separately.

Conversion Kit P/N: FM2031-02



For more information Scan QR Code.



# FM-2032

## MICRO SOLDERING IRON



For more information  
Scan QR Code.

### FEATURES & BENEFITS

- Thin, burn resistant iron cord
- Quick-change T30 Series tips
- Cool running grip even when operating at 840°F for extended periods
- ESD-Safe design

### SPECIFICATIONS For Part No. FM2032-51 (Handpiece Only)

Tip Series	T30 Series <a href="#">see below</a> (Tips Sold Separately)
Power Consumption	48 W
Temperature Range	400 °F - 840 °F / 200 °C - 450 °C
Tip to Ground Resistance	< 2 Ω
Tip to Ground Potential	< 2 mV
Length of Cord	4.3 ft / 1.3 m

### FM2032-52 CONVERSION KIT

Includes everything shown in picture.



### CONTENTS For Part No. FM2032-52 (Kit w/ Handpiece & Iron Holder)

Part No.	Description
FM2032-51	Handpiece only
B3253	Connecting cable
FH200-51	Iron holder & sponge
B2300	Heat resistant pad
--	Instruction manual

**NITROGEN NOZZLE ASSEMBLY :** The N<sub>2</sub> nozzle assembly fits over the T30 tips like a sleeve. The C5038, C5039, and C5040 assemblies offer accurate delivery of N<sub>2</sub> to the end of the tip, while the C5041 assembly is shorter to allow maximum compatibility with all T30 tips. To be used with FX-780 and FX-781 Nitrogen Generator [see page 34](#)



**NOTE:** Nozzle assembly requires B5178 Hose Assembly (sold separately).

### NITROGEN CROSS REFERENCE FOR T30 TIPS AND N<sub>2</sub> NOZZLES

Compatible Tips	N <sub>2</sub> Nozzle Assy Part No.	Description
T30-D1, T30-D06, T30-I, T30-KU	C5038	Nozzle Assembly A
T30-KN	C5039	Nozzle Assembly B
T30-J	C5040	Nozzle Assembly C
All T30 tips	C5041	Nozzle Assembly D
--	B5178	Hose Assembly

U.S. Patent Registered

## T30 SERIES TIPS

### T30 SERIES TIPS FOR USE WITH FM-2032 HANDPIECE

UNIT: mm(inch)

T30-D06	T30-D1	T30-I	T30-J
<p>Nozzle Assy A N<sub>2</sub> C5038</p>	<p>Nozzle Assy A N<sub>2</sub> C5038</p>	<p>Nozzle Assy A N<sub>2</sub> C5038</p>	<p>Nozzle Assy C N<sub>2</sub> C5040</p>
T30-KU	T30-KN	<p>For more information on the T30 Series <a href="#">Scan QR Code.</a></p>	
<p>Nozzle Assy A N<sub>2</sub> C5038</p>	<p>Nozzle Assy B N<sub>2</sub> C5039</p>		

REWORK

# T15 SERIES TIPS



## T15 SERIES TIPS FOR USE WITH FM-2027 HANDPIECE

UNIT: mm(inch)

<b>T15-B</b> (Conical) 	<b>T15-B2</b> (Conical) 	<b>T15-B3</b> (Conical) 	<b>T15-B4</b> (Conical) 
<b>T15-I</b> (Conical) 	<b>T15-IL</b> (Conical) 	<b>T15-ILS</b> (Conical) 	<b>T15-BLL</b> (Conical) 
<b>T15-SB02</b> (Conical) 	<b>T15-SB03</b> (Conical) 	<b>T15-SB05</b> (Conical) 	<b>T15-SB08</b> (Conical) 
<b>T15-SBS04</b> (Conical) 	<b>T15-SBS07</b> (Conical) 	<b>T15-D08</b> (Chisel) 	<b>T15-D12</b> (Chisel) 
<b>T15-D16*</b> (Chisel) 	<b>T15-D2</b> (Chisel) 	<b>T15-D24</b> (Chisel) 	<b>T15-D32</b> (Chisel) 
<b>T15-DL32</b> (Chisel) 	<b>T15-D4</b> (Chisel) 	<b>T15-DL4</b> (Chisel) 	<b>T15-D52</b> (Chisel) 
<b>T15-DL52</b> (Chisel) 	<b>T15-1603</b> (Chisel) 	<b>T15-XD15</b> (Chisel) 	 For more information on the T15 Series Scan QR Code.

**N2** T17 tips and nozzles can be used with the Nitrogen Soldering System see page 34  
 \*T15-D16 available in pure nickel construction as T15-1608 for soldering with specialized alloys



# T15 SERIES TIPS



## T15 SERIES TIPS FOR USE WITH FM-2027 HANDPIECE

UNIT: mm(inch)

<b>T15-BC1</b> (Bevel) <span style="float: right;">(N2)</span> 	<b>T15-BCF1</b> (Bevel) <span style="float: right;">(N2)</span> 	<b>T15-BC2</b> (Bevel) <span style="float: right;">(N2)</span> 	<b>T15-BCF2</b> (Bevel) <span style="float: right;">(N2)</span> 
<b>T15-BC3</b> (Bevel) <span style="float: right;">(N2)</span> 	<b>T15-BCF3</b> (Bevel) <span style="float: right;">(N2)</span> 	<b>T15-C4</b> (Bevel) <span style="float: right;">(N2)</span> 	<b>T15-CF4</b> (Bevel) <span style="float: right;">(N2)</span> 
<b>T15-C1</b> (Bevel) <span style="float: right;">(N2)</span> 	<b>T15-SBC04</b> (Bevel) <span style="float: right;">(N2)</span> 	<b>T15-BC12</b> (Bevel) <span style="float: right;">(N2)</span> 	<b>T15-BC15</b> (Bevel) <span style="float: right;">(N2)</span> 
<b>T15-BC28</b> (Bevel) <span style="float: right;">(N2)</span> 	<b>T15-BCM2</b> (Bevel) <span style="float: right;">(N2)</span> 	<b>T15-BCM3</b> (Bevel) <span style="float: right;">(N2)</span> 	<b>T15-CF2</b> (Bevel) <span style="float: right;">(N2)</span> 
<b>T15-CF3</b> (Bevel) <span style="float: right;">(N2)</span> 	<b>T15-KF</b> (Knife) <span style="float: right;">(N2)</span> 	<b>T15-KL</b> (Knife) <span style="float: right;">(N2)</span> 	<b>T15-KU</b> (Knife) <span style="float: right;">(N2)</span> 
<b>T15-K</b> (Knife) <span style="float: right;">(N2)</span> 	<b>T15-J02</b> (Bent) <span style="float: right;">(N2)</span> 	<b>T15-JL02</b> (Bent) <span style="float: right;">(N2)</span> 	<b>T15-JS02</b> (Bent) <span style="float: right;">(N2)</span> 
<b>T15-1605</b> (Bent Chisel) <span style="float: right;">(N2)</span> 	<b>T15-JD08</b> (Bent Chisel) <span style="float: right;">(N2)</span> 	<b>T15-JD14</b> (Bent Chisel) <span style="float: right;">(N2)</span> 	<b>T15-JD16</b> (Bent Chisel) <span style="float: right;">(N2)</span> 



For more information on the T15 Series Scan QR Code.

**(N2)** T17 tips and nozzles can be used with the Nitrogen Soldering System see page 34

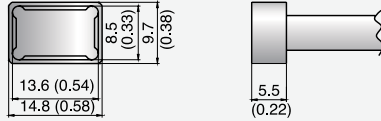





### T15 SERIES TIPS FOR USE WITH FM-2027 HANDPIECE

UNIT: mm(inch)

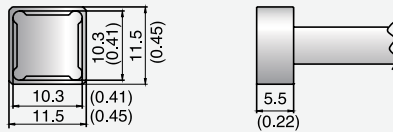
**T15-1201** (Quad, 13.6 x 8.5)



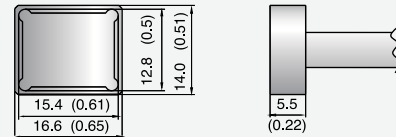
**T15-1209** (Quad, 8.4 x 8.4)



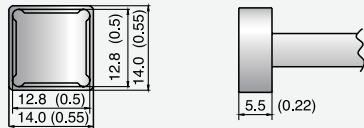
**T15-1202** (Quad, 10.3 x 10.3)



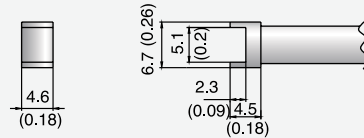
**T15-1210** (Quad, 15.4 x 12.8)



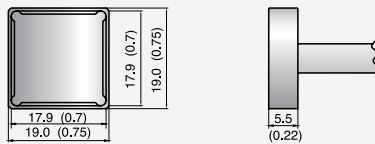
**T15-1203** (Quad, 12.8 x 12.8)



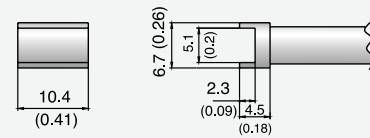
**T15-1001** (Tunnel, 5.1 x 4.6)



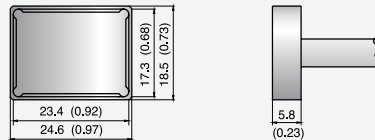
**T15-1204** (Quad, 17.9 x 17.9)



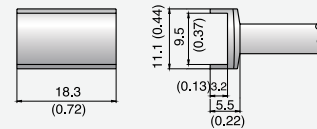
**T15-1002** (Tunnel, 5.1 x 10.4)



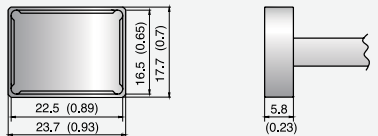
**T15-1205** (Quad, 23.4 x 17.3)



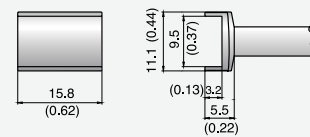
**T15-1003** (Tunnel, 9.5 x 18.3)



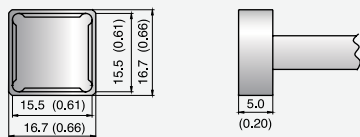
**T15-1206** (Quad, 22.5 x 16.5)



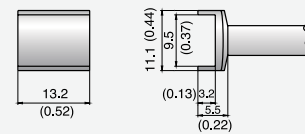
**T15-1004** (Tunnel, 9.5 x 15.8)



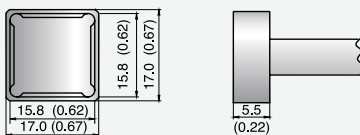
**T15-1207** (Quad, 15.5 x 15.5)



**T15-1005** (Tunnel, 9.5 x 13.2)



**T15-1208** (Quad, 15.8 x 15.8)



For more information on the T15 Series Scan QR Code.

REWORK



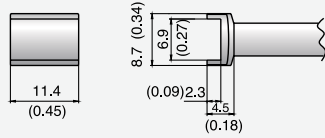
# T15 SERIES TIPS



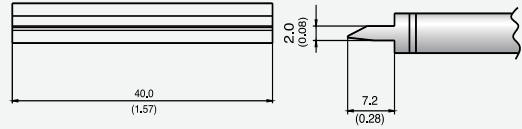
## T15 SERIES TIPS FOR USE WITH FM-2027 HANDPIECE

UNIT: mm(inch)

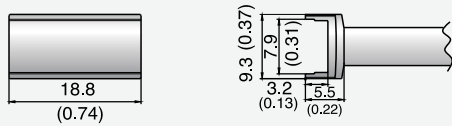
**T15-1006** (Tunnel, 6.9 x 11.4)



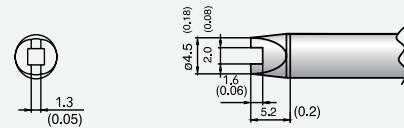
**T15-1406** (Spatula, 21.2)



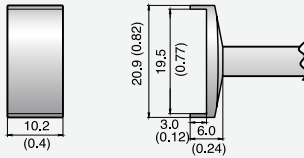
**T15-1007** (Tunnel, 7.9 x 18.8)



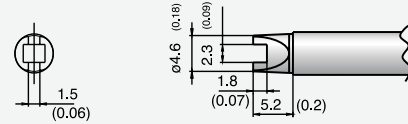
**T15-R20** (Slot, 2.0R)



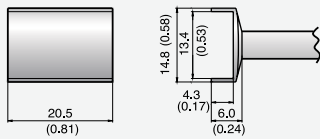
**T15-1008** (Tunnel, 19.5 x 10.2)



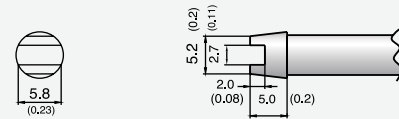
**T15-R23** (Slot, 2.3R)



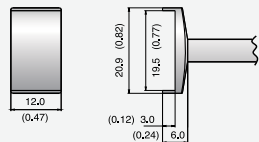
**T15-1009** (Tunnel, 13.4 x 20.5)



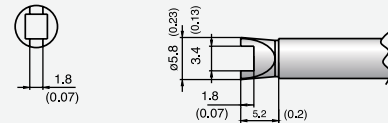
**T15-R27** (Slot, 2.7R)



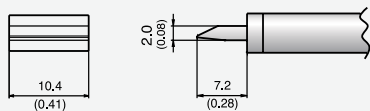
**T15-1010** (Tunnel, 19.5 x 12.0)



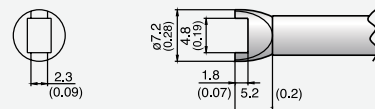
**T15-R34** (Slot, 3.4R)



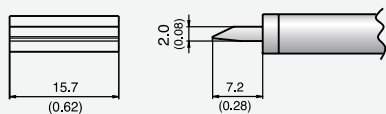
**T15-1401** (Spatula, 10.4)



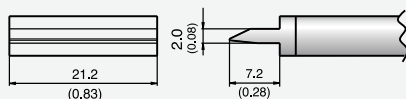
**T15-R48** (Slot, 4.8R)



**T15-1402** (Spatula, 15.7)



**T15-1403** (Spatula, 21.2)



For more information on the T15 Series [Scan QR Code.](#)



# FR-810B

## SMD HOT AIR REWORK SYSTEM



The **HAKKO FR-810B SMD Hot Air Rework System** has a compact and lightweight design (only 3.3 lbs.) and features a quiet, self-contained turbine air supply and built-in SMD vacuum pickup. The new heating element design improves durability, provides a top end temperature of 600 °C (1120 °F). New N51 Series quick-change nozzles allow for tool-free installation and removal, and the integrated holder provides automatic safety cool down when the handpiece is not in use.



### FEATURES & BENEFITS

- Easy to read digital display for both temperature and air level
- Slender handpiece with integrated vacuum pick-up indicator that indicates when the component has been lifted from the PC Board
- The ability to store up to 5 user programmable presets for temperature, airflow and time
- New Chain Presets feature that allows the operator to link up to 5 presets to run in sequence, simulating a 5-heating zone reflow profile for SMD components
- Auto Sleep & Shut-off features
- Maximum airflow of 115 L/min
- Can be used with existing HAKKO Hot Air Nozzles
- Password Lockout to prevent unauthorized setup changes
- Optional stand-alone holder with safety shield



### SPECIFICATIONS For Part No. FR810B-05

<b>Nozzle Series</b>	N51 Series <a href="#">see page 78</a> & existing HAKKO Hot Air Nozzles <a href="#">see page 79</a> (Nozzles Sold Separately)
<b>Power Consumption</b>	820 W
<b>Airflow Source</b>	Turbine
<b>Airflow Capacity<sup>1</sup></b>	5 - 115 L/min
<b>Airflow Setting Range<sup>†</sup></b>	1 to 9 (5 - 115 L/min)
<b>Temperature Range<sup>2</sup></b>	120 °F - 1120 °F / 50 °C - 600 °C
<b>Dimensions (W x H x D)</b>	6.3 x 5.7 x 8.7 in. / 160 x 145 x 220 mm
<b>Heater Power Consumption</b>	790 W
<b>ESD Safe</b>	Yes



### CONTENTS For Part No. FR810B-05

Part No.	Description	Part No.
<b>FR810B-05</b>	FR-810B hot air rework station	--
	Heat resistant pad	B2300
	Large vacuum pipe knob (with screw)	B3023
	Handpiece holder	B5048
	Power cord	B5054
	Pad 3.0 mm (2 pcs)	A1520
	Pad 5.0 mm (2 pcs)	A1439
	Pad 7.6 mm (2 pcs)	A1438
	Instruction manual	--



FR-810B with C5027, optional board holder and C5028, fixture system



Vacuum Pick-up Indicator

<sup>†</sup> Values for airflow are approximate. Actual volume of airflow may be affected by the size and shape of the nozzle used.

<sup>1</sup> Airflow capacity is rated as free flowing. Restrictions created by various nozzles may reduce the maximum airflow capacity.

<sup>2</sup> Under certain airflow and temperature conditions, the station may not attain the maximum allowable temperature selection.





# FR-811

## ADVANCED SMD HOT AIR REWORK SYSTEM



The **HAKKO FR-811 SMD Hot Air Rework System** is an advanced SMD rework station with vacuum pickup and a multitude of features for every need. When integrated with a bottom heater, board fixture and vision system, the FR-811 is a complete SMD rework system and the ideal choice for bottom terminated components. For complete set please see FR811-SET.



### FEATURES & BENEFITS

- Stand-alone holder with safety shield
- Graphic Display
- Dual Thermocouple Inputs
- 6 Stage Program Profiles
- 50 Profile Flash Memory Storage
- Hot Air Handpiece with Vacuum
- Auto Cool Down Handpiece Holder
- USB Port for PC Software Integration



### SPECIFICATIONS For Part No. FR811-04

<b>Nozzle Series</b>	N51 Series <a href="#">see page 78</a> & existing HAKKO Hot Air Nozzles <a href="#">see page 79</a> (Nozzles Sold Separately)
<b>Power Consumption</b>	820 W
<b>Heater Power Consumption</b>	790 W
<b>Airflow Capacity<sup>1</sup></b>	Setting 1-100% (115 L/min Max)
<b>Vacuum Function</b>	Yes
<b>Temperature Range<sup>2</sup></b>	120 °F - 1120 °F / 50 °C - 600 °C
<b>Thermocouple Inputs</b>	2 - Type K
<b>External Connections</b>	1 - USB-A and 1 - USB mini B
<b>Operating Modes</b>	Manual or automatic
<b>Memory</b>	50 Profiles (6 stage + preheater profiles)
<b>Process Control</b>	Password lockout
<b>Auto Power Off Safety</b>	Yes
<b>Auto Cooling Safety</b>	Yes
<b>Dimensions (W x H x D)</b>	6.3 x 5.7 x 8.7 in. / 160 x 145 x 220 mm
<b>ESD-Safe</b>	Yes



Integrated vacuum pickup with visual reflow indicator that safely lifts the component off the PCB at the right time.



Two thermocouple inputs for integrated closed-loop process control.




USB to PC interface to allow for PC communication with the system.



USB port for flash drive storage of rework profiles.

N51 Nozzle design to optimize heating and mitigate adjacent reflow, even on densely populated PCBs.



<sup>1</sup>Airflow capacity is rated as free flowing. Restrictions created by various nozzles may reduce the maximum airflow capacity.

<sup>2</sup> Under certain airflow and temperature setting conditions, the station may not attain the maximum allowable temperature selection.




# FR-811 Set

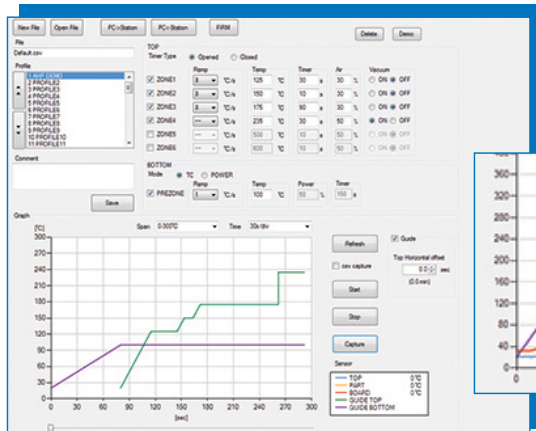
## COMPLETE SMD HOT AIR REWORK SYSTEM

The **HAKKO FR-811 SMD Hot Air Rework System** is an affordable and easy to use system that simplifies the hot air rework of SMD components, including BTCs such as QFN/DFN and BGA using up to six stages for a rework profile, and includes a board only preheating stage to allow for proper reflow at lower top heater temperatures. One thermocouple input provides closed-loop top heat control based on part temperature while the other input provides closed-loop bottom heat control based on PCB temperature.

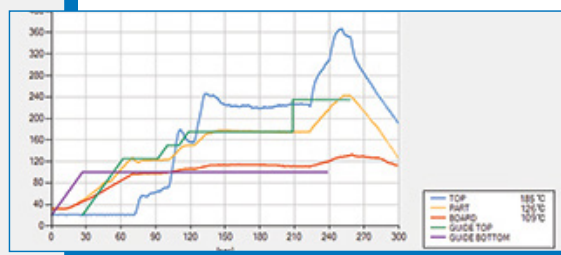
Included with the HAKKO FR-811 is communication software that allows for PC programming of the system, enabling the user to create and modify rework profiles, and the ability to upload them to, or download them from the system.



REWORK



Easy to use software for profile creation and monitoring





# N51 SERIES NOZZLES



## N51 SERIES NOZZLES FOR USE WITH FR-810, FR-810B & FR-811

UNIT: mm(inch)

<b>N51-01</b> (Single)  (Inside diameter) Note: Vacuum pick-up not functional for this nozzle	<b>N51-02</b> (Single)  (Inside diameter)	<b>N51-03</b> (Single)  (Inside diameter)	
<b>N51-04</b> (Single)  (Inside diameter)	<b>N51-05</b> (Bent)  (Inside diameter) Note: Vacuum pick-up not functional for this nozzle	<b>N51-06</b> (Bent)  (Inside diameter) Note: Vacuum pick-up not functional for this nozzle	
<b>N51-10</b> (BGA, 4 x 4)  4.5 (0.18)	<b>N51-11</b> (BGA, 6 x 6)  7 (0.28)	<b>N51-12</b> (BGA, 8 x 8)  9 (0.35)	<b>N51-13</b> (BGA, 10 x 10)  11 (0.43)
<b>N51-14</b> (BGA, 12 x 12)  13 (0.51)	<b>N51-15</b> (BGA, 14 x 14)  15 (0.59)	<b>N51-16</b> (BGA, 15 x 15)  16 (0.63)	<b>N51-17</b> (BGA, 17 x 17)  18 (0.71)
<b>N51-18</b> (BGA, 18 x 18)  19 (0.75)	<b>N51-19</b> (BGA, 20 x 20)  21 (0.83)	<b>N51-20</b> (BGA, 22 x 22)  23 (0.91)	<b>N51-21</b> (BGA, 24 x 24)  25 (0.98)
<b>N51-22</b> (BGA, 27 x 27)  28 (1.1)	<b>N51-23</b> (BGA, 29 x 29)  30 (1.18)	<b>N51-24</b> (BGA, 35 x 35)  36 (1.42)	<b>N51-25</b> (BGA, 38 x 38)  39 (1.54)
<b>N51-26</b> (BGA, 40 x 40)  41 (1.61)	 For more information on the N51 Series <a href="#">Scan QR Code.</a>		



## HOT AIR SERIES NOZZLES FOR USE WITH FR-811, FR-810B, FR-803B, FR-802 & FR-801

UNIT: mm(inch)

<b>A1125B</b> (QFP, 10.2 x 10.2)  A: 10.2 mm (0.40) B: 10.2 mm (0.40)	<b>A1126B</b> (QFP, 15.2 x 15.2)  A: 15.2 mm (0.60) B: 15.2 mm (0.60)	<b>A1127B</b> (QFP, 19.2 x 19.2)  A: 19.2 mm (0.76) B: 19.2 mm (0.76)	<b>A1128B</b> (QFP, 15.2 x 21.2)  A: 15.2 mm (0.6) B: 21.2 mm (0.83)
<b>A1129B</b> (QFP, 28.2 x 28.2)  A: 28.2 mm (1.17) B: 28.2 mm (1.17)	<b>A1135B</b> (PLCC-44, 18.5 x 18.5)  A: 18.5 mm (0.73) B: 18.5 mm (0.73)	<b>A1136B</b> (PLCC-52, 21 x 21)  A: 21 mm (0.83) B: 21 mm (0.83)	<b>A1137B</b> (PLCC-68, 26 x 26)  A: 26 mm (1.02) B: 26 mm (1.02)
<b>A1138B</b> (PLCC-84, 31 x 31)  A: 31 mm (1.22) B: 31 mm (1.22)	<b>A1139B</b> (PLCC-18, 9 x 14)  A: 9 mm (0.35) B: 14 mm (0.55)	<b>A1140B</b> (PLCC-28, 13 x 13)  A: 13 mm (0.51) B: 13 mm (0.51)	<b>A1141B</b> (PLCC-32, 15 x 13)  A: 15 mm (0.59) B: 13 mm (0.51)
<b>A1180B</b> (BQFP-84, 18.2 x 18.2)  A: 18.2 mm (0.72) B: 18.2 mm (0.72)	<b>A1181B BQFP</b> (BQFP-100, 19.2 x 19.2)  A: 19.2 mm (0.76) B: 19.2 mm (0.76)	<b>A1182B BQFP</b> (PLCC-28, 24.2 x 24.2)  A: 24.2 mm (0.95) B: 24.2 mm (0.95)	<b>A1184B SOJ</b> (SOJ, 19 x 10)  A: 19 mm (0.75) B: 10 mm (0.39)
<b>A1185B</b> (TSOL, 10 x 13)  A: 10 mm (0.39) B: 13 mm (0.51)	<b>A1186B</b> (TSOL, 19.2 x 19.2)  A: 19.2 mm (0.76) B: 19.2 mm (0.76)	<b>A1187B</b> (TSOL, 8 x 18.5)  A: 8 mm (0.31) B: 18.5 mm (0.73)	<b>A1188B</b> (PLCC-20, 10 x 10)  A: 10 mm (0.39) B: 10 mm (0.39)
<b>A1189B</b> (PLCC-100, 36.5 x 36.5)  A: 36.5 mm (1.44) B: 36.5 mm (1.44)	<b>A1203B</b> (BQFP-196, 35 x 35)  A: 35.2 mm (1.39) B: 35.2 mm (1.39)	<b>A1214B</b> (SOJ, 27 x 12)  A: 27 mm (1.06) B: 12 mm (0.47)	<b>A1215B</b> (QFP, 42.5 x 42.5)  A: 42.5 mm (1.67) B: 42.5 mm (1.67)
<b>A1257B</b> (SOP, 21 x 11.7)  A: 21 mm (0.83) B: 11.7 mm (0.46)	<b>A1258B</b> (SOP, 11.7 x 8.2)  A: 11.7 mm (0.46) B: 8.2 mm (0.32)	<b>A1259B</b> (SOP, 29 x 13.5)  A: 29 mm (1.14) B: 13.5 mm (0.53)	<b>A1260B</b> (SOP, 19 x 8.7)  A: 19 mm (0.75) B: 8.7 mm (0.34)

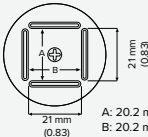
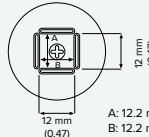
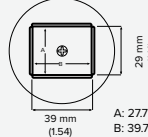
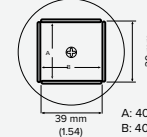
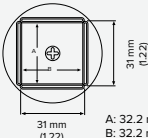
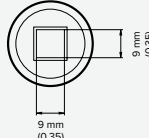
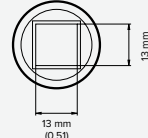
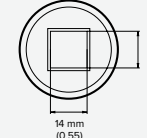
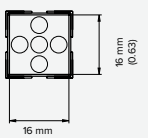
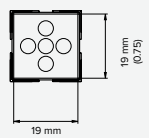
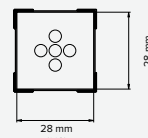
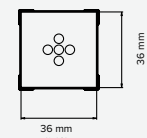
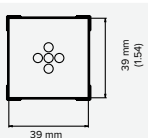
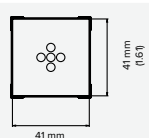

REWORK





## HOT AIR SERIES NOZZLES FOR USE WITH FR-811, FR-810B, FR-803B, FR-802 & FR-801



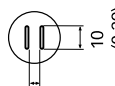
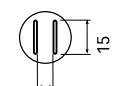
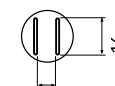
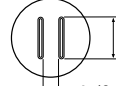
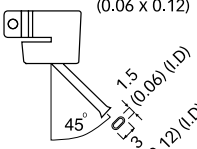
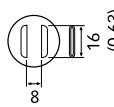
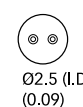
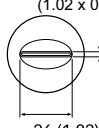
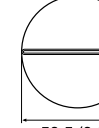
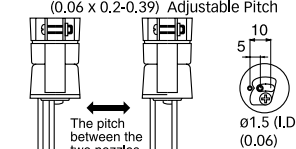
UNIT: mm(inch)

<b>A1261B</b> (QFP, 20.2 x 20.2)  21 mm (0.83) A: 20.2 mm (0.80) B: 20.2 mm (0.80)	<b>A1262B</b> (QFP, 12.2 x 12.2)  12 mm (0.47) A: 12.2 mm (0.48) B: 12.2 mm (0.48)	<b>A1263B</b> (QFP, 27.7 x 39.7)  39 mm (1.54) A: 27.7 mm (1.09) B: 39.7 mm (1.56)	<b>A1264B QFP</b> (QFP, 40.4 x 40.4)  39 mm (1.54) A: 40.2 mm (1.58) B: 40.2 mm (1.58)
<b>A1265B</b> (QFP, 32.2 x 32.2)  31 mm (1.22) A: 32.2 mm (1.27) B: 32.2 mm (1.27)	<b>A1470</b> (BGA, 9 x 9)  9 mm (0.35)	<b>A1471</b> (BGA, 13 x 13)  13 mm (0.51)	<b>A1472</b> (BGA, 14 x 14)  14 mm (0.55)
<b>A1473</b> (BGA, 16 x 16)  16 mm (0.63)	<b>A1474</b> (BGA, 19 x 19)  19 mm (0.75)	<b>A1475</b> (BGA, 28 x 28)  28 mm (1.10)	<b>A1476</b> (BGA, 36 x 36)  36 mm (1.42)
<b>A1477</b> (BGA, 39 x 39)  39 mm (1.54)	<b>A1478</b> (BGA, 41 x 41)  41 mm (1.61)	 <p>For more information on the Hot Air Series Nozzles Scan QR Code.</p>	

REWORK

### VACUUM FUNCTION INOPERATIVE NOZZLES

When attaching the nozzle to the Hakko FR-803B, FR-810B or FR-811


<b>A1124B Single</b> Ø2.5 (0.09)  Ø2.5 (I.D.) (0.09)	<b>A1130 Single</b> Ø4.4 (0.17)  Ø4.4 (I.D.) (0.17)	<b>A1131 SOP</b> 4.8 x 10 (0.19 x 0.39)  4.8 (0.19)	<b>A1132 SOP</b> 5.7 x 15 (0.22 x 0.59)  5.7 (0.22)	<b>A1133 SOP</b> 7.2 x 16 (0.28 x 0.62)  7.2 (0.28)	<b>A1134 SOP</b> 7.2 x 19 (0.28 x 0.75)  7.2 (0.28)
<b>A1142B Bent Single</b> 1.5 x 3 (0.06 x 0.12)  1.5 (0.06) (I.D.) 3 (0.12) (I.D.)	<b>A1183 SOJ</b> 16 x 8 (0.63 x 0.31)  16 (0.63) 8 (0.31)	<b>A1190 Dual Single</b> 2.5 x 9.5 Pitch (0.09 x 0.37)  Ø2.5 (I.D.) (0.09)	<b>A1191 SIP</b> 26 x 2 (1.02 x 0.08)  26 (1.02)	<b>A1192 SIP</b> 52.5 x 2 (2.07 x 0.08)  52.5 (2.07)	<b>A1325 Dual Single</b> ø1.5 x 5-10 (0.06 x 0.2-0.39) Adjustable Pitch  5 (0.2) 10 (0.39) ø1.5 (I.D.) (0.06) The pitch between the two nozzles is adjustable.



# REWORK ACCESSORIES

## FOR FR SERIES REWORK STATIONS

Handpiece Fixture  
Adapter Required for  
FR-810B & FR-811  
P/N: B5059



REWORK



**FG-100B Tip Thermometer**  
uses a fine gauge wire sensor to measure tip temperatures up to 930 °F. Easy to read digital temperature display reads the temperature settings immediately.  
See [page 94](#)



**C1390C Omnivise™**  
Holds boards easily, safely and securely. Unique design allows 680 °F use. Five adjustable heights. Can accommodate any board size.



**FR-830 Preheater**  
Precondition boards for soldering and rework with hot air. Temperature range is 302 °F - 572 °F / 150 °C - 300 °C.  
See [page 87](#)



**C1392B Rework Fixture**  
Rack and pinion action for smooth vertical motion. Makes repetitive component removal and installation simple.



# 851

## SMD REWORK STATION

The **HAKKO 851 Hot Air Rework Station** is ideal for soldering and desoldering small surface mount chip components, heating heat-shrink tubing, and other local heating operations.



### FEATURES & BENEFITS

- Adjustable temperature control from 212 °F - 1004 °F / 100 °C - 540 °C
- The air volume sensor has an 'ultra-light' setting
- ESD-Safe by design

#### Uses

- Soldering and desoldering of small surface-mounted chip components
- Shrink tubing, heat tests and other local heating operations



### SPECIFICATIONS For Part No. 851-2

Station	
Power Consumption	85 W
Pump	Diaphragm type
Capacity	6 L/min. (max.)
Outer Dimensions (W x H x D)	6.6 x 4.0 x 7.1 in. / 167 x 101 x 182 mm
Nozzle Series	851 Series (See Left)
Handpiece Power Consumption	85 W
Hot Air Temperature Range	212 °F - 1004 °F / 100 °C - 540 °C



### NOZZLES

<b>A1065</b> Inside dia 0.06 in. / 1.5 mm 	<b>A1147</b> Inside dia 0.04 in. / 1.0 mm 
<b>A1066</b> Inside dia 0.08 in. / 2.0 mm 	<b>A1344</b> Inside dia 0.04 in. / 1.0 mm 
<b>A1067</b> Inside dia 0.12 in. / 3.0 mm 	



### CONTENTS

Part No.	Description	Part No.
	851 hot air station	--
	Hot air rework iron (connected to station)	*
	Handpiece holder	B1190
	Nozzle holder	B1212
<b>851-2</b>	Nozzle Ø 0.06 in. / 1.5 mm	A1065
	Nozzle Ø 0.08 in. / 2.0 mm (Attached to Iron)	A1066
	Nozzle Ø 0.12 in. / 3.0 mm	A1067
	Instruction manual	--

\* Hot air rework iron cannot be purchased separately.



# 394

## BATTERY OPERATED SMD VACUUM PICK-UP TOOL



The suction power on the **HAKKO 394 Vacuum Pick-up Tool** provides smooth, even suction to hold a part in place while you line it up for exact placement. The perfect pick-up tool for surface mount components.



### FEATURES & BENEFITS

- Easy-to-use, battery operated pick-up tool for surface mount components.
- Uses 2 AAA batteries
- Ideal for handling surface mount components



### SPECIFICATIONS For Part No.394-01

<b>Power Supply</b>	AAA alkaline battery x2
<b>Suction Capacity</b>	4.2 ozf / 120 gf with pad A1311
<b>Dimensions (L x H x W)</b>	5.1 x 1.1 x 0.9 in. / 130 x 29 x 22 mm
<b>Pickup Power</b>	
<b>Pad Size (Part No.)</b>	Maximum Item Weight
<b>3 mm (A1166)</b>	0.2 ozf / 6 gf
<b>5 mm (A1312)</b>	1.4 ozf / 40 gf
<b>7 mm (A1167)</b>	2.8 ozf / 80 gf
<b>10 mm (A1311)</b>	4.2 ozf / 120 gf
<b>Service Life of Battery*</b>	
<b>Pickup Repetition Limit</b>	Continuous Pickup Time**
<b>Approx. 15 Hours</b>	Approx. 30,000 times



### REPLACEMENT PARTS

Part No.	Description
<b>A1164</b>	Bent nozzle 0.02 in. / 0.4 mm
<b>A1165</b>	Bent nozzle 0.04 in. / 1.1 mm w/stopper
<b>A1166</b>	Pad 0.12 in. / 3 mm
<b>A1312</b>	Pad 0.2 in. / 5 mm
<b>A1167</b>	Pad 0.28 in. / 7 mm
<b>A1311</b>	Pad 0.39 in. / 10 mm
<b>A1486</b>	Straight nozzle 0.04 in. / 1.1 mm with stopper
<b>A1198</b>	Bent nozzle Ø 0.01 in. / 0.26 mm



### CONTENTS

Part No.	Description
<b>394-01</b>	Vacuum pick-up tool
<b>A1165</b>	Bent nozzle 0.04 in. / 1.1 mm
<b>A1312</b>	Pad 0.20 in. / 5 mm
<b>A1311</b>	Pad 0.39 in. / 10 mm
	AAA alkaline battery x2

**U.S. Patent Numbers:** D467,048.

#### \*Service Life of Battery

Pick-up Repetition Limit: ~30,000 pick-ups (with alkaline batteries)  
A 26 mm x 26 mm QFP is picked up for 2 seconds using a 10 mm diameter pad and then released for 1 second. This cycle is repeated continuously until the QFP is no longer picked up.

#### \*Continuous Pick-up Time: ~15 hours

This is the time period from the moment a 26 mm x 26 mm QFP is picked up using a 10 mm diameter pad to the moment the QFP drops.



A1164



A1165



A1198



A1486



A1166



A1167



A1312





# FR-860

## PREHEAT PLATE



The **HAKKO FR-860 Preheat Plate** is designed specifically for the automotive and telecommunications industries. The low profile and large, even heat surface across the plate provides fast, efficient heat.



### FEATURES & BENEFITS

- Ideal for PCB's bonded to solid metal substrates
- Temperature control feedback from either plate or remote thermocouple
- Split plate/controller design allows for minimal bench space use
- Low profile allows for use under microscopes
- Preheat plate does not warp over time
- ESD Safe



### SPECIFICATIONS For Part No. FR860-02

<b>Power Consumption</b>	600 W
<b>Temperature Range</b>	RT - 500 °F / RT-260 °C
<b>Temperature Stability</b>	± 9 °F / ± 5 °C
<b>Temperature Control</b>	Industrial Microprocessor
<b>Temperature Control Modes</b>	Plate or External Thermocouple
<b>Thermocouple Inputs</b>	1 - Type K
<b>Heating Surface Dimensions (W x D)</b>	7.0 x 7.0 in. / 178 x 178 mm
<b>Overall Dimensions (Plate) (W x H x D)</b>	9.8 x 3.1 x 8.0 in. / 250 x 79 x 204 mm
<b>Overall Dimensions (Controller)</b>	3.9 x 2.6 x 6.7 in. / 100 x 66 x 169 mm

### FR-860 PREHEAT PLATE

P/N: FR860-02




### CONTENTS

Part No.	Description
<b>999-722</b>	Controller
<b>FR860-02</b>	Preheat plate (large)
<b>B2419</b>	Power cord
<b>B3516</b>	Thermocouple (type k)
--	Instruction manual

REWORK

**PREHEAT PLATE**  
P/N: FR860-02

**POWER CORD**  
P/N: B2419



**THERMOCOUPLE**  
P/N: B3516

**CONTROLLER**  
P/N: 999-722



For more information [Scan QR Code.](#)

# FR-872

## 4-BANK IR PREHEATER



The **HAKKO FR-872 4-BANK IR Preheater** includes a feature to control ramp rate for heating sensitive assemblies. Designed to elevate the temperature of printed circuit board assemblies so the components can be soldered and desoldered more easily, with improved results, particularly on high-mass boards, which can “heat-sink” a significant amount of energy from a soldering iron tip or hot air tool. The FR-872 incorporates a new heating method and a closed-loop thermocouple control. The preheater array has four separate switchable zones for smaller PCBs used in devices such as cell phones.



### FEATURES & BENEFITS

- High efficiency carbon filament IR heating lamps
- 4 independent switchable heat zones
- 8.8 x 10.5 in (224 x 266 mm) effective heating area
- Manual or Auto operation modes
- Preheat controlled by power percentage or thermocouple for closed-loop feedback of the PCB heating
- Ramp Control that controls the ramp rate of the PCB when using either of the thermocouple modes of temperature control
- Soft EPO to protect assemblies
- Automatic operation following a 3-heating zone profile that can be programmed into the system (with up to 20 possible profiles)
- Faster than ceramic IR heating
- Integration capability with the Hakko FR-803B hot air and FM-206 rework systems with connecting cable (B3657 and B3686 (Not included)).



### SPECIFICATIONS For Part No. FR872-03

Power Consumption	1440 W
Heater Array	Carbon filament lamp X 12
Thermocouple Input	K-type (1)
Power Range	0 - 100% (1% increments)
Temperature Range	120 F° - 392 °F / 50 °C - 200 °C
Ramp Rate Select	34, 36, or 37 °F/sec
Timer Range	0 - 999 seconds
Operating Modes	Manual - Power Manual - Thermocouple Automatic - Power Automatic - Thermocouple
Heating Control	Power: Percentage-based Thermocouple: PID control
Maximum Board Depth	16.9 in. / 430 mm
Dimensions (W x H x D)	14.2 x 3.8 x 21.1 in. / 360 x 97 x 535 mm
Heating Area (W x D)	11.2 x 13.8 in. / 286 x 350 mm
Effective Heating Area (W x D)	8.8 x 10.5 in. / 224 x 266 mm
Zones	4
External Connections	1 — integrate with the FM-206



**FR-872**  
**LARGE IR**  
**PREHEATER**  
P/N: FR872-03



### CONTENTS For Part No. FR872-03

Part No.	Description
---	FR-872 4-bank ir preheater
<b>A5003</b>	High efficiency carbon filament ir heater (spare)
<b>B3516</b>	Thermocouple
---	(2) nuts
---	(2) washers
<b>B5042</b>	Power cord
---	Instruction manual





# FR-870B

## 2-BANK IR PREHEATER



The **HAKKO FR-870B 2-Bank IR Preheater** bench-top board heater is designed to elevate the temperature of the printed circuit board assemblies so that components on them can be easily soldered and desoldered. This tool is particularly useful when soldering Pb-free assemblies.



### FEATURES & BENEFITS

- 9.8 x 5.5 in. PCB capacity
- Soft EPO to protect assemblies
- Integrates with HAKKO FM-206
- Manual or automatic modes of operation
- Preheat control by power or thermocouple
- 2 independent switchable zones
- Small footprint and low profile
- Ramp rate control settings of 34, 36, or 37 °F / sec.
- Faster than ceramic IR preheating



### SPECIFICATIONS For Part No. FR870B-04

<b>Voltage</b>	120 VAC
<b>Power Consumption</b>	730 W
<b>Heater Array</b>	Carbon filament lamp X 6
<b>Thermocouple Input</b>	K-type
<b>Power Range</b>	0 - 100% (1% increments)
<b>Temperature Range</b>	120 °F - 392 °F / 50 °C - 200 °C
<b>Ramp Rate Select</b>	34, 36, or 37 °F/sec
<b>Timer Range</b>	0 - 999 seconds
<b>Operating Modes</b>	Manual - Power Manual - Thermocouple Automatic - Power Automatic - Thermocouple
<b>Heating Control</b>	Thermocouple: PID control
<b>Dimensions (W x H x D)</b>	11.7 x 3.9 x 12.2 in / 296 x 100 x 311 mm
<b>Board Capacity (W x D)</b>	9.8 x 5.5 in. / 248 x 140 mm
<b>Effective Heating Area (W x D)</b>	7.5 x 3.2 in. / 190 x 80 mm
<b>Zones</b>	2
<b>External Connections</b>	1 — integrate with the FM-206

### FR-870B

#### 2-BANK IR PREHEATER

P/N: FR870B-04

**POWER CORD**  
P/N: B2419

**THERMOCOUPLE**  
P/N: B3516

**SPARE HEATING LAMP**  
P/N: A5003



### CONTENTS

Part No.	Description
--	FR-870b 2-bank preheater
<b>A5003</b>	Spare heating lamp
<b>B3516</b>	Thermocouple
<b>B2419</b>	Power cord
--	Instructional manual

Optional Part:  
Connecting Cable for FM-206, P/N: B3686

REWORK





# FR-830 PREHEATER



The **HAKKO FR-830 Preheater** is a compact and low cost solution for hot air preheating of printed circuit boards. The design of the FR-830 delivers consistent heat through the closed-loop temperature control allowing you to select a preheating temperature between 302°- 572 °F (150 °C - 300 °C). The new heater and fan design makes the HAKKO FR-830 the most durable hot air preheater HAKKO has ever made.

## ★ FEATURES & BENEFITS

## ⚙️ SPECIFICATIONS For Part No. FR830-02

- Compact design
- Measures only 5.5 x 3 x 7.3 in. / 140 x 75 x 185 mm
- Fast heating and excellent thermal stability
- Closed-loop adjustable temperature control — 302 °F to 572 °F / 150 °C to 300 °C
- ESD-Safe by design
- Integrated cool down mode
- Optional hand or foot switch available to activate preheater


<b>Power Consumption</b>	470 W / 120 VAC
<b>Hot Air Temperature</b>	302 °F - 572 °F / 150 °C - 300 °C
<b>Air Flow</b>	6.35 cu.ft./min / 0.15 cu.m/min
<b>Dimensions (W x H x D)</b>	5.5 x 3.0 x 7.3 in. / 140 x 75 x 185 mm

## 🔗 ACCESSORIES

Part No.	Description
<b>B1649</b>	Foot Switch
<b>B2763</b>	Hand Switch
<b>B3263</b>	Extension Pipe w/LID
<b>B3685</b>	Connecting Cable, FM-206

## 📄 CONTENTS

Part No.	Description
<b>FR830-02</b>	Preheater
<b>B2419</b>	Power cord
--	Instruction manual



**OMNIVISE**  
P/N: C1390C  
Sold Separately

**FR-830  
PREHEATER**  
P/N: FR830-02

REWORK




For more information Scan QR Code.



# FX-8804

## SMD HOT TWEEZERS

The **HAKKO FX-8804 SMD Hot Tweezer** delivers direct heat to the component, preventing damage to surrounding components on dense boards. Easily removes SMD chips and flat packs up to 25mm. Compatible only with the HAKKO FX-888/FX-888D and FX-889 soldering stations.



### FEATURES & BENEFITS

- Direct heating - less effect upon surrounding components on crowded boards
- Easily removes SMD chips and flat packs up to 25 mm
- The collet allows easy replacement of the tips
- Specially designed tool allows easy and precise tip alignment



### SPECIFICATIONS For Part No. FX8804-02 (Handpiece Only)

Station Compatibility	FX-888/FX-888D <a href="#">see page 45</a> & FX-889 <a href="#">see page 46</a>
Tip Series	950 Series Tips <a href="#">see below</a>
Power Consumption	65 W
Temperature Range	392 °F - 750 °F / 200 °C - 400 °C
Tip to Ground Resistance	< 2 Ω
Leak Voltage	2 mV
Heating Element	Ceramic heater



### CONTENTS For Part No. FX8804-CK (Hot Tweezers & Holder included)

Part No.	Description
FX8804-02	SMD hot tweezers
FH800-04BY	Holder with cleaning sponge A1559
B2300	Heat resistant pad
A1378 (2mm)	One set of tips



### TIPS For Part No. FX8804-02

	Size A [B] x W	Part No.	Description
CHIP	0.10 x 0.04 in. / 2.6 x 1.0 mm	A1576	Tip/Chip 2.6C
	1.5 [0.5] x 1.0 mm / 0.06 [0.02] x 0.04 in.	A1388	Tip/Chip 0.5C
	0.02 x 0.04 in. / 0.5 x 1.0 mm	A1577	Tip/Chip 0.5L
	0.04 x 0.04 in. / 1.0 x 1.0 mm	A1379	Tip/Chip 1L
	0.08 x 0.04 in. / 2.0 x 1.0 mm	A1378	Tip/Chip 2L
	R0.01 in. / R0.25 mm	A1389	Tip/Chip 0.5I
SOP	0.16 x 0.04 in. / 4 x 1.0 mm	A1390	Tip/SOP 4L
	0.24 x 0.04 in. / 6 x 1.0 mm	A1391	Tip/SOP 6L
	0.31 x 0.04 in. / 8.0 x 1.0 mm	A1380	Tip/SOP 8L
	0.39 x 0.04 in. / 10.0 x 1.0 mm	A1381	Tip/SOP 10L
	0.51 x 0.04 in. / 13.0 x 1.0 mm	A1382	Tip/SOP 13L
	0.59 x 0.04 in. / 15.0 x 1.0 mm	A132	Tip/SOP 15L
	0.71 x 0.04 in. / 18.0 x 1.0 mm	A1383	TIP/SOP 18L
	0.79 x 0.04 in. / 20.0 x 1.0 mm	A1384	Tip/SOP 20L
	0.98 x 0.04 in. / 25.0 x 1.0 mm	A1385	Tip/SOP 25L

REWORK



**FX8804-CK  
IRON HOLDER  
CONVERSION KIT**  
Includes everything shown in picture.

**HEAT RESISTANT PAD**  
P/N: B2300

**A1378\* TIPS**  
P/N: A1378  
*\*Included*

**SMD HOT TWEEZERS**  
P/N: FX8804-02

**IRON HOLDER W/CLEANING SPONGE**  
P/N: FH800-04BY





# FUME EXTRACTION

- **FA-400** Smoke Absorber ..... 90
- **FA-430** Fume Extraction System..... 91
- **LOC-LINE KIT<sup>®</sup>** Segmented Hoses & Accessories..... 92
- **DUCT** Accessories ..... 92



# FA-400 SMOKE ABSORBER

The **HAKKO FA-400 Smoke Absorber** is a quick, safe, and efficient way to absorb soldering smoke and fumes. Optional high-efficiency filter is available and all filters are easily replaceable.



## FEATURES & BENEFITS

- Can be used in a vertical (standing up) position or low-profile position (laying down)
- Interchangeable filter. Optional HEPA filter
- Light weight and compact smoke absorber
- ESD Safe



## SPECIFICATIONS For Part No. FA400-04

<b>Power Consumption</b>	19 W
<b>Absorption Capacity (w/o filter)</b>	Vertical Position (1.1m <sup>3</sup> /min) 38.8 CFM Horizontal Position (0.5m <sup>3</sup> /min) 17.7 CFM
<b>Dimensions (W x H x D)</b>	5.5 x 3.0 x 7.3 in. / 169 x 213 x 113 mm
<b>Air Capacity (w/ filter)</b>	1.07 m <sup>3</sup> /min



## CONTENTS For Part No. FA400-04

Part No.	Description
--	
<b>A1001</b>	Smoke absorber Filter (1pc)
--	Instruction manual



## ACTIVATED-CARBON FILTER

<b>Filter Dimensions</b>	5.1 x 5.1 x 0.4 in. / 130 x 130 x 10 mm
<b>Amount of Activated-Carbon Filter</b>	0.03 lb / 7 g
<b>Max. Absorbing Weight of Noxious Components per Filter</b>	0.01 lb / 2 g



## REPLACEMENT PARTS

Part No.	Description
<b>A1001</b>	Activated carbon filter (set of 5)
<b>B1166</b>	Knob (set of 2) for C1568. ESD



## ACCESSORIES

Part No.	Description
<b>999-198</b>	High-efficiency pleated filter
<b>C1568</b>	Optional arm stand w/ knobs



**FA-400 ACCESSORY  
ARM STAND HOLDER\***  
P/N: C1568  
*\*Sold Separately.*



**FA-400 ACCESSORY  
High-Efficiency  
Filter\***  
P/N: 999-198  
*\*Sold Separately.*

**NOTE:** When using the 999-198 High-efficiency filter the smoke absorber must be used in the vertical standing position, or the unit may be elevated using the C1568 arm stand.



**FA-400  
Horizontal Position**  
Air capacity: (0.5m<sup>3</sup>/min) 17.7 CFM





# FA-430

## FUME EXTRACTION SYSTEM



The **HAKKO FA-430 Fume Extraction System** is specially designed for use in the electronics soldering process by extracting the contaminated air directly at the source. The three-stage filtering system returns purified air to the area.



### FEATURES & BENEFITS

- 3-Stage filter system for superior air purification
- Airflow adjustments: Low, Med, High
- Powerful suction for maximizing aerosol capture
- Dual duct ports for multiple operators
- Adjustable ducts for mobility and control
- HEPA Filters available to increase efficiency
- Filter indicator lights alerting it is time to change the filter
- Keeps the air cleaner for a healthier workspace



### SPECIFICATIONS For Part No. FA430-16

<b>Motor Type</b>	Brushless
<b>High Airflow (w/ single duct)</b>	4.1 m <sup>3</sup> /min (145 cfm)
<b>Medium Airflow (w/ single duct)</b>	3.1 m <sup>3</sup> /min (109 cfm)
<b>Low Airflow (w/ single duct)</b>	2.6 m <sup>3</sup> /min (92 cfm)
<b>Vacuum Pressure</b>	1500 Pa / 0.44 in. Hg
<b>Filtering Efficiency</b>	>98% 0.3µm (capable of 99.97% @ 0.3µm) with use of HEPA rated filters
<b>Noise Level</b>	44 - 55 dB @ 1m
<b>Weight</b>	16.5 lb. / 7.5 kgs
<b>ESD Safe</b>	Yes

**FA-430 with duct & RECTANGULAR NOZZLE**  
P/N: FA430-KIT1



**FA-430 with duct & ROUND NOZZLE**  
P/N: FA430-KIT2



### CONTENTS For Part No. FA430-16

Part No.	Description
--	Fume extraction unit
<b>A1585</b>	Pre-filter
<b>A1586</b>	Main filter
<b>B3641</b>	Power cable
<b>B3619</b>	Port cap
--	Instruction manual




### CONTENTS For FA-430 DUCT KIT 1 & KIT 2

KIT 1 w/ DUCT RECTANGULAR NOZZLE (P/N: FA430-KIT1)		KIT 2 w/ DUCT ROUND NOZZLE (P/N: FA430-KIT2)	
Part No.	Description	Part No.	Description
<b>C1571</b>	Rectangular nozzle w/ duct kit	<b>C1572</b>	Round nozzle w/ duct kit
<b>Both (P/N: FA430-KIT1 and FA430-KIT2) includes the contents below)</b>			
Part No.	Description	Part No.	Description
--	Fume extraction unit	--	Fume extraction unit
<b>A1585</b>	Pre-filter	<b>A1585</b>	Pre-filter
<b>A1586</b>	Main filter	<b>A1586</b>	Main filter
<b>B3641</b>	Power cable	<b>B3641</b>	Power cable
<b>B3619</b>	Port cap	<b>B3619</b>	Port cap
<b>B3625</b>	Net	<b>B3625</b>	Net
--	Instruction manual	--	Instruction manual

### FA-430 ACCESSORIES



**HEPA FILTER\***  
P/N: A1573




**CARBON ODOR FILTER\***  
P/N: 999-245



**REMOTE POWER SWITCH\***  
P/N: 999-252



**PRE-FILTER\***  
P/N: A1572  
**Note:** For use with Hepa Filter A1573



**DEBRIS SCREEN\***  
P/N: 999-700

Optional Parts  
*\*Sold Separately.*




For more information **Scan QR Code.**



# LOC-LINE KIT<sup>®</sup>

## SEGMENTED DUCT & ACCESSORIES

Flexible segmented duct capped with either a round or rectangular nozzle allow the nozzle to be placed close to the work and moved out of the way when needed. ESD Safe.



### CONTENTS For Part No.'s 999-205-01 & 999-205-02

Part No.	Description	Specifications
999-195	(A) Round nozzle or or	4.5 in. / 114.3 mm diameter for 999-194
999-196	(A) Rectangular nozzle	6 x 3.5 in. / 152.4 x 88.9 mm for 999-194
999-194	(B) Articulated duct	2.5 in. / 63.5 mm articulated duct per foot
999-197	(C) 999-194 adapter	3 x 2.5 in. / 76.2 to 63.5 mm for 999-194
999-188-02	(D) Bench clamp	Bench clamp with 3.0 in. / 76.2 mm coupler
999-169	(E) Duct clamp	3.5 in. / 88.9 mm duct clamp, 2 pack
999-189	(F) Neoprene duct	3.0 in. / 76.2 mm neoprene ESD duct, 6 ft / 1.83 m

### ACCESSORIES For Part No.'s 999-205-01B & 999-205-02B

Part No.	Description	Specifications
B3621	(G): Adapter	Adapter to fit the Hakko Neoprene duct (999-189) to the FA-430 fume extraction unit

### NOZZLE KIT OPTIONS

ROUND NOZZLE KIT (P/N: 999-205-01)		RECTANGULAR NOZZLE KIT (P/N: 999-205-02)	
Part No.	Description	Part No.	Description
999-195	Round nozzle 4.5 in. / 114.3 mm	999-196	Rectangular nozzle 6 x 3.5 in. / 152.4 x 88.9 mm
ROUND NOZZLE KIT w/ ADAPTER (P/N: 999-205-01B)		RECTANGULAR NOZZLE KIT w/ ADAPTER (P/N: 999-205-02B)	
Part No.	Description	Part No.	Description
999-195	Round 4.5 in. / 114.3 mm	999-196	Rectangular nozzle 6 x 3.5 in. / 152.4 x 88.9 mm
B3621	Adapter for FA-430 only	B3621	Adapter for FA-430 only

## DUCT ACCESSORIES



**A) ROUND NOZZLE**  
P/N: 999-195



**A) RECTANGULAR NOZZLE**  
P/N: 999-196



**B) ARTICULATED DUCT**  
P/N: 999-194



**C) ADAPTER FOR 999-194 DUCT**  
P/N: 999-197



**D) BENCH CLAMP (3.0 in)**  
P/N: 999-188-02



**E) DUCT CLAMP**  
P/N: 999-169



**F) NEOPRENE DUCT**  
P/N: 999-189



**G) ADAPTER**  
for neoprene duct  
P/N: B3621



# RELATED PRODUCTS

• <b>FG-100B</b> Tip Thermometer.....	94
• <b>FG-101B</b> Soldering Iron Tester .....	95
• <b>FT-802</b> Thermal Wire Stripper .....	96
• <b>FT-8004</b> Wire Stripper Handpiece .....	97
• <b>G4</b> Series Blades .....	97
• <b>FT-8003</b> Hot Knife .....	98
• <b>G3</b> Series Blades.....	98
• <b>IRON HOLDERS</b> .....	99
• <b>611-1/611-2</b> Solder Spool Stand .....	99
• <b>FG-470</b> ESD Wrist Strap Tester .....	100
• <b>DIP LINER</b> .....	100
• <b>599B</b> Tip Cleaner .....	101
• <b>FT-720</b> Tip Cleaner .....	101
• <b>FT-700</b> Tip Polisher .....	102
• <b>FS-100</b> Tip Cleaning Paste .....	102
• <b>C5045</b> Nozzle Quick Changer for FR-400 .....	103
• <b>C5046</b> Nozzle Quick Changer for FR-410 & FR-301 .....	103



# FG-100B

## TIP THERMOMETER



The **HAKKO FG-100B Thermometer** measures soldering iron tip temperatures as well as solder pot temperatures and hot air station temperatures (with optional temperature probes). Lightweight, easy to replace sensors provide accurate measurement of tips and nozzles for verification or calibration processes.

The AUTO HOLD feature minimizes individual differences in temperature measurements by automatically ending a measurement once the measurement is stabilized. To preserve battery life, the auto shutoff feature turns the thermometer off when not used for three minutes. The thermometer design allows for easy measurements for right or left handed operators. Another feature of the thermometer allows the user to transmit measurement data through the SEND function, which uses an IR signal to transfer the information to a compatible station that will then automatically offset the set temperature.



### FEATURES & BENEFITS

- Auto hold feature minimizes individual measurement differences
- Low battery indicator
- Sensor Failure Indicator
- Quick and easy sensor replacement
- Design allows easy access to sensor from front, right or left sides
- Auto shutoff after 3 minutes
- Able to display either °F or °C
- Measurement counter
- Temperature Send Function (on certain soldering stations only)
- Also sold with a Certificate of Calibration (FG100B-US03)



### SPECIFICATIONS For Part No. FG100B-03

<b>Display Units</b>	1°F (Default)	1°C
<b>Range of Measurement*</b>	32 °F - 1300 °F	0 °C - 700 °C
<b>Measurement Tolerance †</b>	±6 °F (in 572 °F - 1112 °F range)	±3 °C (in 300 °C - 600 °C range)
<b>Sensor Type</b>	K (CA) type thermocouple	
<b>Power Supply</b>	006P 9V battery (alkaline cell recommended)	
<b>Dimensions ‡ (W x H x D)</b>	75 x 44 x 140 mm (2.95 x 1.73 x 5.51 in.)	

\*FG-100B 191-212 Sensor can only be used to measure temperatures below 500°C / 932°F  
 † (±10°F/±5°C outside range)  
 ‡ Dimensions exclude protrusions



### OPTIONAL PARTS FOR FG-100B

Part No.	Description
<b>A1310</b>	Temperature probe * For measuring the temperature of solder in pots and other applications as required.
<b>A1556</b>	Thermocouple sensor A
<b>A1557</b>	Thermocouple sensor B
<b>C1541</b>	Hot Air Probe
<b>CX1002</b>	Robotic Temperature Probe




### CONTENTS For Part No. FG100B-03

Part No.	Description
-- <b>191-212</b> -- --	Tip thermometer Sensor (10 pack) 9V battery (for sample use only) Instruction manual



### REPLACEMENT PARTS

Part No.	Description
<b>191-212</b>	Sensor (10 pack)



P/N: A1310

P/N: A1556

P/N: A1557

**AS5000\***  
**EXTENDED LIFE SENSOR**  
 P/N: AS5000  
 \*Optional Part



# FG-101B

## SOLDERING IRON TESTER

The **HAKKO FG-101B Soldering Iron Tester** measures tip temperature, leak voltage, and tip-to-ground resistance. This tester will provide you with quick, and accurate measurements.

The soldering iron tester also features the ability to send measurement information using IR to a compatible station that will automatically calibrate the tip temperature.



### FEATURES & BENEFITS

- Resistant to drift and ambient temperature variations
- Highly reliable and accurate measurements
- MAX HOLD function displays maximum value when MAX HOLD button is pressed
- Suitable for Lead-Free solder applications
- AUTO HOLD feature that ends measurements automatically once the tip temperature is stabilized
- Able to switch between °Fahrenheit and °Celsius
- Temperature Sending Function
- Includes a Certificate of Calibration



### ACCESSORIES/REPLACEMENT PARTS FOR FG-101B

Part No.	Description
A1310	Temperature probe. For measuring the temperature of solder in pots and other applications as required.
A1556	Thermocouple sensor A
A1557	Thermocouple sensor B
191-212	Sensor (10 Pack)
AS5000	Extended Life Sensor
B2468	Fuse / 125V-5A
B1752	Conduction plate
B1754	Ground Clip
B1950	Conduction Wire



### SPECIFICATIONS For Part No. FG101B-03

<b>Power Consumption</b>	2W / 120V	
<b>Temperature</b>	Measurement Range <sup>1</sup>	32 °F - 1300 °F (0 °C - 700 °C)
	Measurement Tolerance <sup>2</sup>	±6 °F (in 572 °F - 1112 °F range) ±3 °C (in 300 °C - 600 °C range)
	Sensor Type	K (CA) type thermocouple
<b>Voltage</b>	Resolution	0.1 mV
	Measurement range	0 - 40 mV (AC)
	Precision	± (5% + 1 digit)
<b>Resistance</b>	Resolution	0.1 Ω
	Measurement range	0 - 40 Ω
	Precision	± (5% + 1 digit)
<b>Display</b>	Liquid crystal display (LCD)	3.5 digit
<b>Dimensions (W x H x D)</b>	211 x 53 x 126 mm (8.31 x 2.09 x 4.96 in.)	

<sup>1</sup>Temperature sensor (PN: 191-212) can only be used to measure temperatures below 932 °F (500 °C). To measure higher temperatures, use an applicable temperature probe.

<sup>2</sup>Measurement tolerance is ±10 °F / ±5 °C for measurements outside the range given for measurement tolerance above.



### CONTENTS For Part No. FG101B-03

Part No.	Description
--	Soldering iron tester
191-212	Sensor (10 pack)
B2468	Fuse
B1950	Conductive wire
B2419	Power cord
B1754	Ground clip
--	Instruction manual





# FT-802

## THERMAL WIRE STRIPPER

The **HAKKO FT-802 Thermal Wire Stripper** is a superior performing thermal wire stripper with a redesigned ergonomic handpiece and designed for use with a wide variety of insulation materials. Achieve clean insulation removal compared to other wire strippers, with no ragged edges, nicks or cuts to the conductor.



### FEATURES & BENEFITS

- Compact station maximizes bench space
- Digital power control from 5% to 100%
- 3-digit password security eliminates the need for a key card
- Flexible cord for a long reach (1.6 m x 5.25 ft)
- Redesigned ergonomic handpiece
- Auto power-off and sleep mode functionality
- Easy blade alignment



### SPECIFICATIONS For Part No. FT802-03

STATION	
Blade Series	G4-1601, G4-1602 and G4-1603 see <a href="#">page 97</a> (Blades Sold Separately)
Voltage	120 VAC 50/60 Hz
Power Consumption	76 W
Dimensions (W x H x D)	76 x 159 x 161 mm (3.0 x 6.3 x 6.3 in.)
ESD Safe	Yes
Included Handpiece	FT-8004 (Part No. FT8004-81) see <a href="#">page 97</a>

### FT802-03 THERMAL WIRE STRIPPER


Includes everything shown in picture.



### CONTENTS For Part No. FT802-03 (Complete Kit w/ Station and Handpiece)

Part No.	Description
--	FT-802 station
<b>FT8004-81</b>	Handpiece
<b>B2419</b>	Power cord
--	Instruction manual
--	Wire material guideline sticker
--	Hexagon wrench (1.27 mm)

U.S. Patent Registered



### 3 HANDPIECE HOLDER & AUTO SLEEP MODE

The built-in handpiece holder has a magnetic sensor that will activate its Sleep Mode when the handpiece is placed on the handle holder. Sleep Mode is a 50% reduction to the power setting.







# FT-8004 WIRE STRIPPER HANDPIECE



The **HAKKO FT-8004 Wire Stripper Handpiece** is a fully redesigned thermal wire stripper handpiece, with an ergonomic handle, easy blade alignment, and superior thermal performance. Designed with comfort, power, and flexibility in mind.



## FEATURES & BENEFITS

- Redesigned ergonomic handpiece
- Superior thermal performance
- Optimized, sharper blades
- FT-8004 handpiece provides easy alignment accuracy
- Heat resistant grips
- Handpiece is compatible with FT-802 and with FT-801 (requires the B5247 receptacle which allows the handpiece to rest in the C5012 holder) and with FT-800




## SPECIFICATIONS For Handpiece Only Part No. FT8004-81

<b>Blade Series</b>	G4-1601, G4-1602 and G4-1603 <i>see below</i> (Blades Sold Separately)
<b>Compatible Stations</b>	HAKKO Wire Stripping Station (FT-800, FT-801 and FT-802)
<b>Power Consumption</b>	72 W / 20 V



## CONTENTS For Part No. FT8004-81

Part No.	Description
--	
<b>B5242</b>	FT-8004 handpiece
--	Lead adjuster
<b>B5260</b>	Hexagon wrench (1.27 mm) Hexagon socket set screws (2pcs)



## G4 SERIES BLADES FOR USE WITH FT-8004

G4-1601	G4-1602	G4-1603

U.S. Patent Registered

## EASY BLADE ALIGNMENT



G4-1602 Blades



## FT-700 TIP POLISHER

P/N: FT700-05

The **HAKKO FT-700 Tip Polisher** helps increase the life of the G4 Blades with the action of two spinning polishing brushes. The HAKKO FT-700 is an expeditious and efficient way to clean the tips/blades. For more information go to [page 102](#).



For more information Scan QR Code.

RELATED PRODUCTS



# FT-8003

## HOT KNIFE



For more information  
Scan QR Code.

The **HAKKO FT-8003 Hot Knife** is designed for stripping ultra-thick wires, expando or other wire harness braid.  
Note: G3-1601 blade included with the FT8003-81 Conversion Kit.



### FEATURES & BENEFITS

- Ultra-slim ergonomic handpiece
- 2 different blade types
- Easy insertion and removal of blade
- ESD Safe
- Superior performance



### SPECIFICATIONS For Handpiece Only Part No. FT8003-81

#### HANDPIECE

Hot Knife Blades Series	G3-1601 & G3-1602 <i>see below</i> (Hot Knife Blades Sold Separately)
Compatible Stations	HAKKO Wire Stripping Station (FT-800, FT-801 and FT-802) <i>see page 96</i>
Power Consumption	46 W / 24 V
Tip to Ground Resistance	<2 Ω
Tip to Ground Potential	<2 mV

### FT8003-81 HOT KNIFE CONVERSION KIT

Includes everything shown in picture.



### CONTENTS For Part No. FT8003-81 (Complete Kit w/ Handpiece & Sleep Holder)

Part No.	Description
FT8003-02	Hot knife handpiece
B3253	Connecting cord
B3648	Removal tool
G3-1601	Knife blade
C5034	Handpiece holder w/ guard



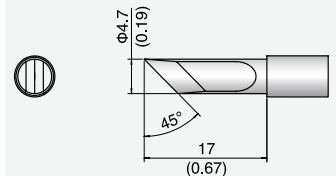
### G3 SERIES HOT KNIFE BLADES FOR USE

UNIT: mm(inch)

#### G3-1601



#### G3-1602



#### CONNECTING CORD

P/N: B3253

#### HANDPIECE HOLDER W/ GUARD

P/N: C5034

#### HANDPIECE

P/N: FT8003-02

#### KNIFE BLADE

P/N: G3-1601  
Included w/  
conversion kit

#### REMOVAL TOOL

P/N: B3648

#### CLEAN INSULATION CUT



For more information Scan QR Code.

# IRON HOLDERS



For more information  
Scan QR Code.



SPECIFICATIONS			
	Dimensions mm(inch)	Cleaning	Use With
<b>602</b>	3.6 X 4.3 in. / 92 x 108 mm	Sponge P/N: 602-029	N452/N453/N454 (DASH), 918/920/921/922 (MACH-I), 455, 456, 503/508, 905/910/915 (PORTABLE)
<b>607</b>	3.9 X 6.5 in. / 98 x 166 mm	Sponge P/N: 602-029	583/585/587/589/ MG soldering guns
<b>633-01</b>	3.3 X 7.3 in. / 84 x 186 mm	Wire P/N: 599-029	FX-600 <a href="#">see page 47</a> , FX-601 <a href="#">see page 48</a> , FX-650 <a href="#">see page 50</a> , FR-300, FR-301 <a href="#">see page 58</a> , N452, N453, N454 (DASH), 918, 920, 921, 922 (MACH-I), 455, 456, 808
<b>633-02</b>	3.3 X 7.3 in. / 84 x 186 mm	Sponge P/N: A1519	
<b>FH300-01/P</b>	Ø85 x 5.5 in. / Ø85 x 140 mm	Sponge P/N: A1519	FX-600 <a href="#">see page 47</a> , FX-601 <a href="#">see page 48</a> , FX-650 <a href="#">see page 50</a> , PRESTO <a href="#">see page 51</a> , N454 (DASH), 918, 922 (MACH) 933, 944, MACH, DASH

# 611-1/611-2 SOLDER SPOOL STAND

SPECIFICATIONS		
	611-1	611-2
<b>Outer Dimensions (W x H x D)</b>	87 x 78 x 141 mm (3.4 x 3.1 x 5.6 in.)	87 x 200 x 141 mm (3.4 x 7.9 x 5.6 in.)
<b>Shaft Diameter</b>	15 mm / Ø0.6 in.	15 mm / Ø0.6 in.
<b>Weight</b>	450 g / 1.0 lb	750 g / 1.7 lb



Note: Solder Wire Not Included



For more information Scan QR Code.



# FG-470

## ESD WRIST STRAP TESTER

This wrist strap tester can be used anywhere to quickly and easily check wrist strap performance. The **HAKKO FG-470 ESD Wrist Strap Tester**, which uses the 9 V battery, ensures employee safety and eliminates product defects caused by static electricity.



For more information  
Scan QR Code.



### FEATURES & BENEFITS

- Mounting holder to plug and unplug with ease
- Banana plug and grounding wire are included
- ESD safe with a 9V battery
- Low, Pass, and High indicator for accurate testing



### SPECIFICATIONS For Part No. FG470-02

<b>Power Supply</b>	9 V battery	
<b>Grounding Wire</b>	3.28 ft / 1 m	
<b>Dimensions † (W x H x D)</b>	3.35 x 1.73 x 3.54 in. / 85 x 44 x 90 mm	
<b>Indication</b>	Nominal Resistance	
	Low	R < 800 Ω
	Good	800 K - 9 M Ω
High	R > 9 M Ω	

† Without mounting holder

U.S. Patent Registered



# DIP LINER



### FEATURES & BENEFITS

- Low-cost, high-performance tool for reforming IC and LSI leads
- Speeds IC and LSI insertion
- No more broken leads during IC and LSI insertion or transportation
- Simply insert the IC case into the DIP Liner chute, and the leads are protected right through circuit board insertion
- Adjustable lead former fits all types, sizes and makes of ICs and LSIs



### SPECIFICATIONS

Part No.	Width of IC	Number of IC Leads
<b>FT100</b>	0.3 in. / 7.5 mm	8, 14, 16, 18, 20
<b>FT150</b>	0.4 in. / 10 mm	22
<b>FT200</b>	0.6 in. / 15 mm	24, 28, 40, 42
<b>FT300</b>	0.7 in. / 19 mm	64





# 599B TIP CLEANER



For more information  
Scan QR Code.



The **HAKKO 599B Tip Cleaner** cleans your soldering iron tips without water! The 599B is made from coils of brass, which is softer than the tip plating yet harder than the oxidation that forms on the tip. To clean the tip, simply plunge (stab) the iron tip into the coils.




## FEATURES & BENEFITS

- Cleans better than conventional sponges
- No water required
- Will not reduce the tip temperature



## SPECIFICATIONS For Part No. 599B-02

<b>Size (mm/in.)</b>	2.8 in. / 71.1 mm
<b>Replacement Wire</b>	Part No. 599-029
<b>U.S. Patent Number</b> D480, 522.	



Equipped with  
**FLUROPLASTIC BRUSHES**



# FT-720 TIP CLEANER

The **HAKKO FT-720 Tip Cleaner** provides quick and effective cleaning of soldering iron tips with sensor activated counter-rotating brushes, which remove tip oxides, debris, and excess solder without damaging the tip plating.



## FEATURES & BENEFITS

- Compact and lightweight
- Interchangeable counter-rotating brushes
- Adjustable window size to fit most tip shapes
- Convenient internal tray for collecting solder waste
- Capable of being mounted to the FH-200 holder



## SPECIFICATIONS For Part No. FT720-03

<b>Rating</b>	5 W / 24 VDC 140 mA
<b>Brush Rotation Speed</b>	1670 rpm
<b>AC Adapter Included</b>	Part No. B3528
<b>Dimensions (W x H x D)</b>	2.6 x 2.5 x 3.7 in. / 67 x 63 x 94 mm



For more information Scan QR Code.



For more information  
Scan QR Code.

# FT-700 TIP POLISHER

When hand soldering with Lead-Free alloys, higher tip temperatures and highly-active fluxes cause oxidation and corrosion, which greatly decreases the life of your soldering iron tip. The **HAKKO FT-700 Tip Polisher** helps maximize the life of your tip by keeping it clean and free from oxidation quickly and easily.



## FEATURES & BENEFITS

- FAST and EASY way to keep your soldering iron tips clean and free from oxidation
- Two counter-rotating polishing brushes (brushes will not damage tip plating)
- Lead-Free tip polish for immediate tip tinning
- FS-100 tip polish may be used with or without the FT-700 to remove tip oxides and restore tips



## SPECIFICATIONS For Part No. FT700-05

<b>Power Consumption</b>	4.5 W / 120 V
<b>Dimensions (W x H x D)</b>	2.8 x 2.1 x 4.0 in. / 70 x 54 x 101 mm
<b>Accessories</b>	FS100-01 chemical paste <a href="#">see below</a> B3052 polishing brush (2 pieces)

# FS-100 TIP CLEANING PASTE



The **HAKKO FS-100 Tip Cleaning Paste** is specially formulated to easily remove oxide from soldering tips. Can be used alone or use with the FT-700 Tip Polisher for increased effectiveness.



## FEATURES & BENEFITS

- Re-tins oxidized soldering iron tips and is 100% Lead-Free
- Helps rejuvenate very oxidized and/or corroded soldering iron tips back to useful life
- Does not contain Diammonium Phosphate and will not corrode the PWB or tip (Conforms to JIS-Z-31976.6.1 test method)



## SPECIFICATIONS For Part No. FS-100-01

<b>Amount</b>	10g
<b>Content</b>	Flux and Tin





# C5045

## NOZZLE QUICK CHANGER FOR FR-400

Easily change your HAKKO FR-400, N60 series nozzles with just a twist on the **HAKKO C5045 Nozzle Quick Changer**.



For more information  
Scan QR Code.



### FEATURES & BENEFITS

- 3 separate receptacles
- Compatible with the FR-4003 desoldering gun handpiece
- Special positioning jigs available for oval-shaped nozzles
- Needs two additional B5221 enclosures to utilize all 3 receptacles



### SPECIFICATIONS For Part No. C5045

Number of Receptacles	3
Compatible Handpiece	FR-4003 see <a href="#">page 55</a>
Dimensions (W x H x D)	5.13 x 4.97 x 4.83 in. / 130 x 126 x 111 mm
Receptacle	B5227 (for FR-400)
Oval Nozzle Positioning Jig	B5229



B5221 Enclosure  
For FR-4003 Handpiece



B5222 Enclosure  
For FR4103/FR4104  
Handpiece



B5193 Enclosure  
For FR-301 Portable  
Desoldering Tool



# C5046

## NOZZLE QUICK CHANGER FOR FR-410 & FR-301

The **HAKKO C5046 Nozzle Quick Changer** is an accessory item that is ideal for use with the FR-301, FR-4103, and FR-4104 N61 series nozzles for easy and quick removal, and storage of various nozzles.



### FEATURES & BENEFITS

- 3 separate receptacles
- Compatible with the FR-4103, FR-4104, & FR-301
- Special positioning jigs available for oval-shaped nozzles
- Needs two additional B5193 enclosures to utilize all 3 receptacles for use with FR-301
- Needs two additional B5222 enclosures to utilize all 3 receptacles for use with FR-4103/4104



### SPECIFICATIONS For Part No. C5046

Number of Receptacles	3
Compatible Handpiece	FR-4103 see <a href="#">page 57</a> , FR-4104 see <a href="#">page 57</a> , FR-301 see <a href="#">page 58</a>
Dimensions	5.13 x 4.97 x 4.83 in. / 130 x 126 x 111 mm
Receptacle	B5228 (For FR-410/FR-301)
Oval Nozzle Positioning Jig	B5230 (For FR-410), B5231 (For FR-301)



For more information Scan QR Code.



# HAKKO COLLECTION

Backed by the Quality, Reliability and Power  
You've Come to Expect from HAKKO.



Introducing a collection of intuitive content that brings you closer to all the action with our Eye on Hakko, Hakko Fights, Hakko Tips, and Hakko Donates series. Join our **Hakko Tips** E-Newsletter as we cover new products, tips, and industry wide information, involving you in the process as much as possible. **Eye on Hakko** takes you on a journey of entertainment and information through our videos, webinars, and social media, bringing you bigger and better content. Help us support the research into healthcare with **Hakko Fights**, our way to provide hope and support to those in need to help them thrive. Give back with **Hakko Donates** as we get involved in giving back to the communities that make us great. All this backed by the quality, reliability, and power you've come to expect from Hakko.



Create. Unite. Inspire.

## EYE ON HAKKO

Reaching out and connecting the world through entertainment and information. American Hakko Products, Inc. hopes to **unite** and **inspire** a generation of individuals that can **create** a better tomorrow. Eye on Hakko is the realization of that dream, building a bridge between Hakko and you.



Hope. Support. Thrive.

## HAKKO FIGHTS

American Hakko Products, Inc. works with foundations that are dedicated to making a difference in individuals' lives through health care. The enthusiasm and dedication shown from these institutions is what fuels us in the fight against disease and illness. With the goal to passionately create an environment where we can give **hope**, and **support**, and help lives **thrive**.



Grow. Connect. Inform.

## HAKKO TIPS

Continually striving to put a smile on our customers' faces has always been our number one priority. You can hear it when you call into our customer service and you can see it on our products. Our process for creating a better product always starts with the customer and we'd like to involve them in on that process as much as possible. The Hakko Tips E-Newsletter is our way to **connect** them to that experience, to **inform** them, and let them **grow** with us.



Embrace. Empower. Future.

## HAKKO DONATES

American Hakko Products, Inc. with the mission of building a better **future** for younger generations, is dedicated to the community, universities and schools whose main focus is on engineering where people come from all walks of life to build something together. Over the years we've prided ourselves in assisting in this endeavor by inspiring and **empowering** the next generation to **embrace** their skills of soldering using Hakko products.







**American Hakko Products, Inc.**

 1-800-88-HAKKO (42556)

 28920 Avenue Williams  
Valencia, CA 91355

 [HakkoUSA.com](http://HakkoUSA.com)



Follow Us @HakkoUSA

