

Interchangeable Tool Compatibility

Cementex innovates. The innovation of our X-DRIVE® technology as well as our desire to make tools backward compatible, or for those that prefer or need our Short Drive design, has created a large variety of sockets, extensions and adapters. Our compatibility chart is meant to assist in the proper selection of tools based on the ratchet or torque wrench drive that is being connected to a style of socket. It outlines the proper insulation style configurations for proper compatibility, compliance and most importantly, safe coverage. Available base tool construction options are identified as well.

EXTENSION / ADAPTER / SOCKET COMPATIBILITY

DRIVE SOCKET INSULATION STYLES

BOOTED:

For connection to
X-DRIVE® Ratchet

FLUSH:

For connection to
SHORT DRIVE Ratchet



X-DRIVE®



SHORT DRIVE

BAR / ADAPTER DRIVE HEAD INSULATION STYLES

TAPERED:

Mimicks the shape of
X-DRIVE® Ratchet

FLARED:

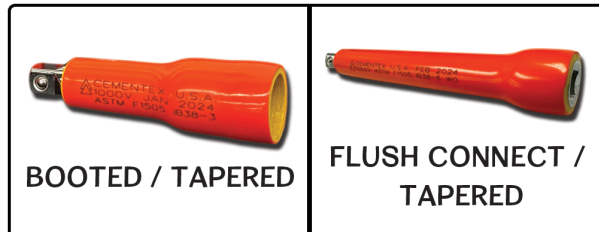
Mimicks the shape of
SHORT DRIVE Ratchet



BOOTED




FLUSH




BOOTED / TAPERED




FLUSH CONNECT /
TAPERED



BOOTED / FLARED



FLUSH CONNECT /
FLARED



TAPERED



FLARED

Flush Connect sockets denoted as WO in part number

Base Tool Construction

Shank/Shaft Material

The base material of any socket, adapter or extension bar. Each material has its own benefits, depending on the task being performed.




STEEL



FIBERGLASS

Drive Head Construction Options

The industry standard, Fixed drive head is also the Cementex standard. Unless otherwise noted or identified, drive heads will be fixed.



FIXED



WOBBLE

Both Wobble and Wobble / Fixed drive heads are available in a wide variety of insulation styles and shank / shaft materials.

Contact Cementex for specific options if you don't see the combination you require.



WOBBLE / FIXED