



 BRADY®

# M610

**LABEL PRINTER**

**The durability**  
your work demands

# Portable just got **MORE POWERFUL**

Get advanced performance in the field with a labeler that's durable to the core, the M610 Label Printer. It handles your toughest industrial applications – wire, cable, component ID – fast and efficiently. Rugged for the field. Dependable in the shop. With the M610, you can manage label data more ways. Save and store labels on board. Print with ease on demand. For a trusted and reliable partner in the field, choose the M610.

The M610 Label Printer.  
**Works as hard as you do.**



**Resistant to military-grade shocks (MIL-STD-810G) and 6-foot drops**



**Print 4,500 labels on a full charge**



**Wider operating temperature range (0°-115°F)**



▶ Learn more at [BradyID.com/M610](https://BradyID.com/M610) or scan to watch the overview video



# Better performance

## DURABLE TO THE CORE

Get the job done right on any jobsite with the M610. It goes where you go, outperforming your every expectation. Extra-rugged by design, it withstands everyday drops and shocks, plus lasts longer, increasing your uptime while saving on costs. Create labels with the keypad or app – your choice, as is the way you import and save files, lists and graphics. Do more with the M610.



Prints labels 0.235" to 2.0" in width:  
pre-sized, continuous, bulk and custom

Create custom labels  
on demand

800+ label options and  
50+ material options

Crisp printing with  
300-dpi printhead

Optional Bluetooth

Large color display

Operates in extreme temps  
(0-115 F°, -17 - 46 C°)

Rugged industrial design withstands 6'  
drops and military-grade shocks

Intuitive QWERTY keypad



**A** Prints up to  
2 inches per  
second



**B** Easy material  
loading with bulk  
roll options



**C** Rechargeable  
Li-ION battery  
prints up to 4,500  
labels on a single  
charge



**D** USB port to import  
and save files, lists  
and graphics






**M610 Accessories**  
Time-saving tools to get  
the job done. See page 40

# ADVANCED PERFORMANCE






## in the facility or the field

Do more every day with the rugged M610. Choose how you work, entering data multiple ways, whenever and wherever your work takes you.

### The durability your work demands

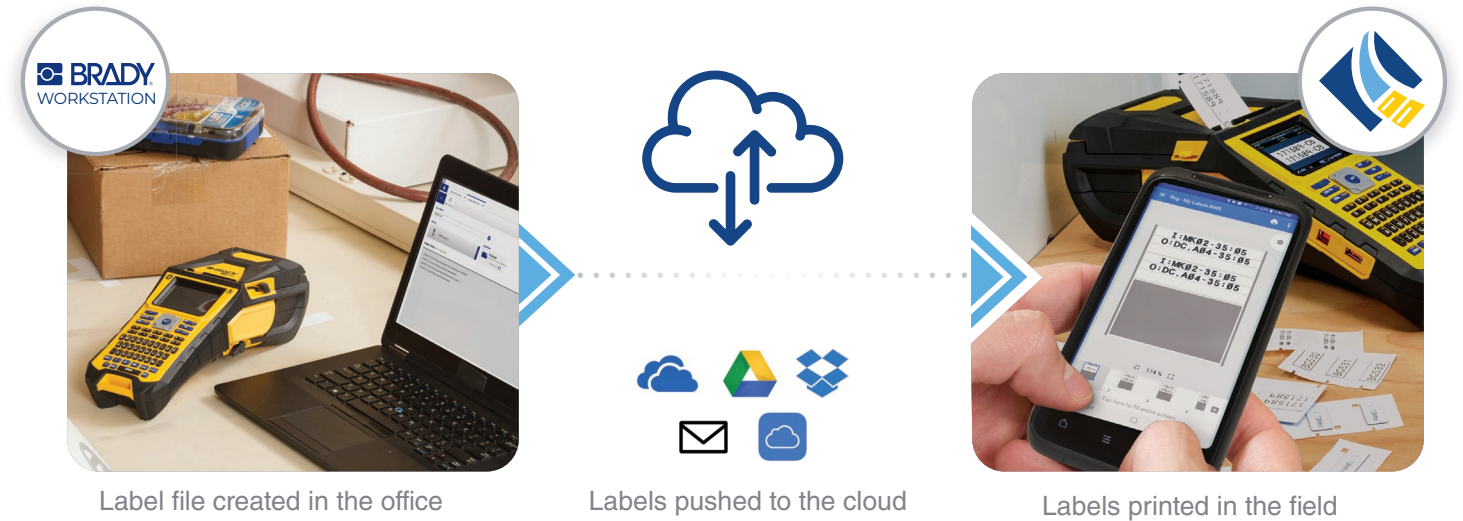
-  Rugged, industrial design – withstands 6' drops and military grade shocks
-  Operates in extreme temps – use for applications in 0°F – 115°F
-  Advanced battery technology – prints 4,500 labels on a single charge

### The widest range of data entry options

-  Stay connected wherever your work happens with enhanced Bluetooth technology
-  Easily import and export label files any way you choose
-  Upload lists and graphics to the printer through USB 2.0 port (Type A and B) or USB flash drive
-  Save and store labels on board. Easily print from wherever your work takes you.
-  Design and print labels with text, barcodes, shapes and images using the printer keypad, mobile device keyboard or desktop software

### More data entry options to get the job done

Create identification the easy way with the M610 printer + software system. With it, you can design and print labels seamlessly – wherever and whenever you need them.



### Brady Workstation software & Express Label Mobile app:

- ▶ 20+ barcode types
- ▶ 85+ fonts
- ▶ 1,400+ symbols
- ▶ Microsoft Excel data imports
- ▶ Label sequencing
- ▶ Label saving and sharing
- ▶ Accurate print preview
- ▶ Real-time printer status

\*Bluetooth printer model is required to use the Express Labels app

### Work the way your work demands



PRINTER KEYPAD



MOBILE APP



DESKTOP SOFTWARE

# THE RIGHT LABEL from the right partner

## Durability meets versatility

The M610 works hard behind scenes so you can maintain high performance and work seamlessly. Driven by smart technology, it communicates with label materials and software for smoother label setup and printing. It recognizes and adjusts to material size, type, color, quantity and compatibility, plus sets up proper burn settings and print speed. Simple and intuitive, the M610 system practically runs itself.

## Your time- and cost-saving benefits include:



DECREASED  
SETUP TIME



FEWER  
LABEL ERRORS



COMPLIANT  
LABEL CREATION



REDUCED  
MATERIAL WASTE

## Get the job done right on any jobsite

Optimize your performance with Brady materials




### STANDARD ROLLS

▶ Get the job done with over 50 high-performance materials and 800+ label options



### BULK BOXES

▶ Save more by buying in bulk: more than 14 materials and 117+ label options.



### CUSTOM OPTIONS

▶ Have specific needs? Enjoy unlimited custom label options in 67+ different materials.



## Enjoy a more premium labeling experience with optimized Brady Authentic materials

Authentic materials work seamlessly with Brady printers to produce enhanced performance and reliability you just don't get with materials from the "other guys." Get authentic. Get better with Brady.


## Hundreds of purpose-built materials. The highly specialized labels you need.

Brady has you covered with the widest range of colors, finishes and targeted applications in the industry.



### All-Weather

Get extra durability outdoors and in tough, industrial workspaces. Choose labels that are reflective or resist UV light, chemicals, salt spray and cleaners.




### Electrostatic Dissipative

Use high performance, low profile labels with static dissipative adhesive for machine readable applications, circuit boards and electronic components.




### Flags

Create easy-to-read, permanent identification for wires and cables or to track assets in labs and manufacturing environments.



### Heat Shrink

Choose industrial grade, heat-shrinkable sleeve labels for long lasting wire and cable identification. Built to Naval Air Systems Command (NAVAIR) and industry-specific standards.



### Laboratory

Ensure lab samples remain legible, scannable and trackable in every extreme process: cryogenic, staining, solvents and processing fluids.



### Metallized

Use professional metallic-looking labels for rating plates, name plates and general identification of industrial products.



### Multi-Purpose

Rely on white or clear labels for just about any industrial application involving high and low temperatures, harsh environments or regulatory specifications, including low-halide. Choose from various adhesion types: standard, high adhesion, ultra high adhesion or repositionable.



### Paper

Use low cost, smear-resistant paper labels for identifying just about anything in labs or industrial settings.



### Tags/Inserts

Get added durability from tags engineered for extreme temperatures and abrasion. Use to wrap wire or cable bundles in patch panels and outlets.



### Tamper Evident

Ensure product and sample integrity with tamper-evident labels. Choose from labels that fracture easily, leave a VOID footprint or destruct upon removal.



### Unique Materials

From labels adhering to VELCRO® to durable, raised identification for switches – Brady has you covered. Here are some of our most unique materials.



### Wrap Around

Protect important wire and cable ID using labels with a clear laminating barrier. The clear vinyl resists abrasions and chemicals while keeping the white printable area intact.

## Bulk parts for high-volume printing

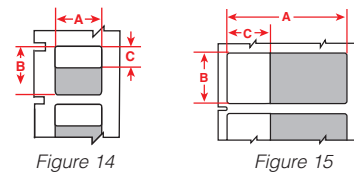
Bulk label parts offer a cost-effective solution for high-volume printing with the M610 printer. Look for material catalog numbers that begin with "BM" or "BMC".

\*Bulk label printing requires the media feeder and smart-cell spool which are included in the bulk material packaging.



# Wire and cable materials

## Self-Laminating Vinyl Wrap Around Labels (continued)



Catalog #	B#	Material	Color	Finish	Approx. wire gauge	Label width A inch (mm)	Label height B inch (mm)	Printable area C inch (mm)	Quantity per roll	Rec. ribbon	Figure
M6-19-427-PL	B-427	Vinyl	Clear / purple	Matte	12 to 10	1.000 (25.4)	1.000 (25.4)	0.375 (9.5)	250	M61-R4310	Fig. 14
M6-28-427-PL	B-427	Vinyl	Clear / purple	Matte	10 to 4	0.250 (6.4)	1.500 (38.1)	0.500 (12.7)	750	M61-R4310	Fig. 15
M6-29-427-PL	B-427	Vinyl	Clear / purple	Matte	10 to 4	0.500 (12.7)	1.500 (38.1)	0.500 (12.7)	500	M61-R4310	Fig. 15
M6-30-427-PL	B-427	Vinyl	Clear / purple	Matte	10 to 4	0.750 (19.1)	1.500 (38.1)	0.500 (12.7)	250	M61-R4310	Fig. 15
M6-31-427-PL	B-427	Vinyl	Clear / purple	Matte	10 to 4	1.000 (25.4)	1.500 (38.1)	0.500 (12.7)	250	M61-R4310	Fig. 15
M6-32-427-PL	B-427	Vinyl	Clear / purple	Matte	10 to 4	1.500 (38.1)	1.500 (38.1)	0.500 (12.7)	250	M61-R4310	Fig. 15
M6-21-427-PL	B-427	Vinyl	Clear / purple	Matte	-	1.000 (25.4)	2.500 (63.5)	0.750 (19.1)	100	M61-R4310	Fig. 14
M6-23-427-PL	B-427	Vinyl	Clear / purple	Matte	-	1.000 (25.4)	4.000 (101.6)	1.000 (25.4)	100	M61-R4310	Fig. 14
M6-33-427-PL	B-427	Vinyl	Clear / purple	Matte	-	1.500 (38.1)	4.000 (101.6)	1.000 (25.4)	100	M61-R4310	Fig. 14
M6-34-427-PL	B-427	Vinyl	Clear / purple	Matte	-	1.500 (38.1)	6.000 (152.4)	1.500 (38.1)	50	M61-R4310	Fig. 14
M6-19-427-BR	B-427	Vinyl	Clear / brown	Matte	12 to 10	1.000 (25.4)	1.000 (25.4)	0.375 (9.5)	250	M61-R4310	Fig. 14
M6-28-427-BR	B-427	Vinyl	Clear / brown	Matte	10 to 4	0.250 (6.4)	1.500 (38.1)	0.500 (12.7)	750	M61-R4310	Fig. 15
M6-29-427-BR	B-427	Vinyl	Clear / brown	Matte	10 to 4	0.500 (12.7)	1.500 (38.1)	0.500 (12.7)	500	M61-R4310	Fig. 15
M6-30-427-BR	B-427	Vinyl	Clear / brown	Matte	10 to 4	0.750 (19.1)	1.500 (38.1)	0.500 (12.7)	250	M61-R4310	Fig. 15
M6-31-427-BR	B-427	Vinyl	Clear / brown	Matte	10 to 4	1.000 (25.4)	1.500 (38.1)	0.500 (12.7)	250	M61-R4310	Fig. 15
M6-32-427-BR	B-427	Vinyl	Clear / brown	Matte	10 to 4	1.500 (38.1)	1.500 (38.1)	0.500 (12.7)	250	M61-R4310	Fig. 15
M6-21-427-BR	B-427	Vinyl	Clear / brown	Matte	-	1.000 (25.4)	2.500 (63.5)	0.750 (19.1)	100	M61-R4310	Fig. 14
M6-23-427-BR	B-427	Vinyl	Clear / brown	Matte	-	1.000 (25.4)	4.000 (101.6)	1.000 (25.4)	100	M61-R4310	Fig. 14
M6-33-427-BR	B-427	Vinyl	Clear / brown	Matte	-	1.500 (38.1)	4.000 (101.6)	1.000 (25.4)	100	M61-R4310	Fig. 14
M6-34-427-BR	B-427	Vinyl	Clear / brown	Matte	-	1.500 (38.1)	6.000 (152.4)	1.500 (38.1)	50	M61-R4310	Fig. 14
M6-19-427-GY	B-427	Vinyl	Clear / gray	Matte	12 to 10	1.000 (25.4)	1.000 (25.4)	0.375 (9.5)	250	M61-R4310	Fig. 14
M6-28-427-GY	B-427	Vinyl	Clear / gray	Matte	10 to 4	0.250 (6.4)	1.500 (38.1)	0.500 (12.7)	750	M61-R4310	Fig. 15
M6-29-427-GY	B-427	Vinyl	Clear / gray	Matte	10 to 4	0.500 (12.7)	1.500 (38.1)	0.500 (12.7)	500	M61-R4310	Fig. 15
M6-30-427-GY	B-427	Vinyl	Clear / gray	Matte	10 to 4	0.750 (19.1)	1.500 (38.1)	0.500 (12.7)	250	M61-R4310	Fig. 15
M6-31-427-GY	B-427	Vinyl	Clear / gray	Matte	10 to 4	1.000 (25.4)	1.500 (38.1)	0.500 (12.7)	250	M61-R4310	Fig. 15
M6-32-427-GY	B-427	Vinyl	Clear / gray	Matte	10 to 4	1.500 (38.1)	1.500 (38.1)	0.500 (12.7)	250	M61-R4310	Fig. 15
M6-21-427-GY	B-427	Vinyl	Clear / gray	Matte	-	1.000 (25.4)	2.500 (63.5)	0.750 (19.1)	100	M61-R4310	Fig. 14
M6-23-427-GY	B-427	Vinyl	Clear / gray	Matte	-	1.000 (25.4)	4.000 (101.6)	1.000 (25.4)	100	M61-R4310	Fig. 14
M6-33-427-GY	B-427	Vinyl	Clear / gray	Matte	-	1.500 (38.1)	4.000 (101.6)	1.000 (25.4)	100	M61-R4310	Fig. 14
M6-34-427-GY	B-427	Vinyl	Clear / gray	Matte	-	1.500 (38.1)	6.000 (152.4)	1.500 (38.1)	50	M61-R4310	Fig. 14

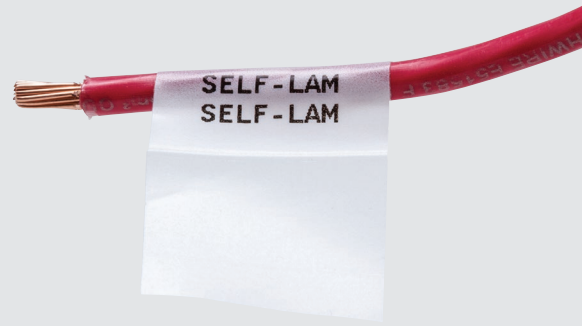
### Self-Laminating Label Heights

If you know your wire diameter or wire circumference, you can easily determine the correct label height by using the formula below:

Step 1: 
$$\frac{\text{wire dia.}}{\times 3.147 (\pi)} = \text{wire circumference}$$

Step 2: 
$$\frac{\text{wire circumference}}{\times 1.5} = \text{total label length}$$

(Multiplying by 1.5 allows the label to wrap around the wire 1.5 times)



Printer compatibility: unless otherwise noted, labels are compatible with M611, M610, M710 (with adapter)

# Wire and cable materials

## Self-Laminating Self-Extinguishing Tedlar Wrap Around Label

- B-642** is a self-extinguishing, solvent-resistant material with a white printable zone and a translucent overlaminating area. It has excellent flexibility for wrapping on small diameter wires. Service temp: -94 to 248° F (-70 to 120° C).

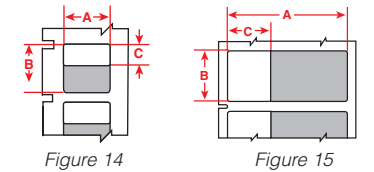


### How to determine the label length that you require (diagram side B):

Step 1: wire dia. x 3.147 = wire circumference

Step 2: wire circumference x 1.5 = total label length needed

(Multiplying by 1.5 allows the label to wrap around the wire 1.5 times)



Catalog #	B#	Material	Color	Finish	Approx. wire gauge	Label width A inch (mm)	Label height B inch (mm)	Printable area C inch (mm)	Quantity per roll	Rec. ribbon	Figure
M6-19-642	B-642	Polyvinylfluoride	White	Matte	12 to 10	1.000 (25.4)	1.000 (25.4)	0.375 (9.5)	250	M61-R4310	Fig. 14
M6-31-642	B-642	Polyvinylfluoride	White	Matte	10 to 4	1.000 (25.4)	1.500 (38.1)	0.500 (12.7)	250	M61-R4310	Fig. 15
M6-21-642	B-642	Polyvinylfluoride	White	Matte	-	1.000 (25.4)	2.500 (63.5)	0.750 (19.1)	100	M61-R4310	Fig. 14

## Rotating Self-Laminating Vinyl Wrap Around Labels

These labels feature a straightforward application that allows you to rotate the label on the wire for easy readability and to prevent damage to your cables. Unlike competitive options, these labels don't leave any adhesive residue or anchors on the wire so your labels spin freely from the start.

- B-427** has a white printable zone and a translucent overlaminating area. The material has a permanent acrylic adhesive and excellent water, oil and solvent resistance with clarity and conformability. Service temp: -94 to 140° F (-70 to 60° C). UL recognized.



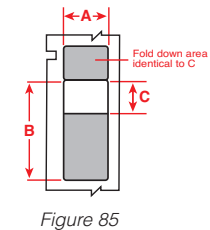
Fold flap behind printed area at perforated line, then apply to wire.

### How to determine the label length that you require (diagram side B):

Step 1: wire dia. x 3.147 = wire circumference

Step 2: wire circumference x 1.5 = total label length needed

(Multiplying by 1.5 allows the label to wrap around the wire 1.5 times)



Label spins and slides freely.

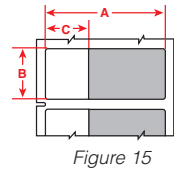
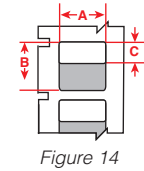
Catalog #	B#	Material	Color	Finish	Approx. wire gauge	Label width A inch (mm)	Label height B inch (mm)	Printable Area C inch (mm)	Quantity per roll	Rec. ribbon	Figure
M6-211-427-RO	B-427	Vinyl	White	Matte	18 to 14	1.000 (25.4)	1.700 (43.2)	0.500 (12.7)	100	M61-R4310	Fig. 85
M6-206-427-RO	B-427	Vinyl	White	Matte	12 to 10	0.500 (0.0)	2.450 (62.2)	0.700 (17.8)	75	M61-R4310	Fig. 85
M6-203-427-RO	B-427	Vinyl	White	Matte	12 to 10	1.000 (25.4)	2.450 (62.2)	0.700 (17.8)	75	M61-R4310	Fig. 85
M6-207-427-RO	B-427	Vinyl	White	Matte	10 to 6	0.500 (0.0)	3.850 (97.8)	1.100 (27.9)	50	M61-R4310	Fig. 85
M6-209-427-RO	B-427	Vinyl	White	Matte	10 to 6	1.000 (25.4)	3.850 (97.8)	1.100 (27.9)	50	M61-R4310	Fig. 85
M6-210-427-RO	B-427	Vinyl	White	Matte	8 to 4	1.000 (25.4)	4.375 (111.1)	1.250 (31.8)	50	M61-R4310	Fig. 85
M6-213-427-RO	B-427	Vinyl	White	Matte	8 to 4	1.500 (38.1)	4.375 (111.1)	1.250 (31.8)	50	M61-R4310	Fig. 85

Printer compatibility: unless otherwise noted, labels are compatible with M611, M610, M710 (with adapter)

# Wire and cable materials

## Aggressive Adhesive Self-Laminating Vinyl Wrap Around Labels (B-417)

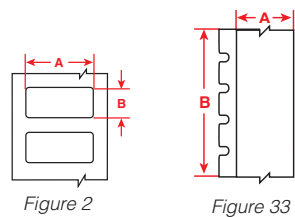
- **B-417 Wraps** are for tough conditions, including high-humidity environments, small diameter wires and newer wire jacketing materials.
- Dependable, long-term adhesion to small diameter wires
- Will stay adhered in even the most humid environments
- Strong adhesion to a variety of wire jacketing materials, including Teflon™, silicone, braided and traditional PVC
- Features a white printable area and a clear overlaminating area that protects the print
- Ideal for control panels, electrical panels, wire harnesses, datacom and wire and cable ID
- A ribbon is required to print this material. Use Part Number M61-R4310



Catalog #	B#	Material	Color	Finish	Approx. wire gauge	Label width A inch (mm)	Label height B inch (mm)	Printable area C inch (mm)	Quantity per roll	Rec. ribbon	Figure
M6-11-417	B-417	Vinyl	Clear / white	Matte	16 to 12	0.500 (12.7)	0.750 (19.1)	1 0.375 (9.5)	500	M61-R4310	Fig. 15
M6-17-417	B-417	Vinyl	Clear / white	Matte	12 to 10	0.500 (12.7)	1.000 (25.4)	0.375 (9.5)	500	M61-R4310	Fig. 15
M6-18-417	B-417	Vinyl	Clear / white	Matte	10 to 4	0.750 (19.1)	1.000 (25.4)	0.375 (9.5)	250	M61-R4310	Fig. 15
M6-19-417	B-417	Vinyl	Clear / white	Matte	16 to 8	1.000 (25.4)	1.000 (25.4)	0.375 (9.5)	250	M61-R4310	Fig. 14
M6-29-417	B-417	Vinyl	Clear / white	Matte	10 to 4	0.500 (12.7)	1.500 (38.1)	0.500 (12.7)	2 500	M61-R4310	Fig. 15
M6-31-417	B-417	Vinyl	Clear / white	Matte	10 to 4	1.000 (25.4)	1.500 (38.1)	0.500 (12.7)	2 250	M61-R4310	Fig. 15
M6-32-417	B-417	Vinyl	Clear / white	Matte	10 to 4	1.500 (38.1)	1.500 (38.1)	0.500 (12.7)	2 250	M61-R4310	Fig. 15
M6-33-417	B-417	Vinyl	Clear / white	Matte	-	1.500 (38.1)	4.000 (101.6)	1.000 (25.4)	100	M61-R4310	Fig. 14
M6-21-417	B-417	Vinyl	Clear / white	Matte	-	1.000 (25.4)	2.500 (63.5)	0.750 (19.1)	100	M61-R4310	Fig. 14
M6-23-417	B-417	Vinyl	Clear / white	Matte	-	1.000 (25.4)	4.000 (101.6)	1.000 (25.4)	100	M61-R4310	Fig. 14

## Self-Extinguishing Tedlar Wrap Around Labels

- **B-437 Polyvinylfluoride** is a self-extinguishing material used for wire and cable marking applications, particularly in aerospace, defense and mass transit industries. The material withstands high temperatures and has excellent resistance to water, oil and other fluids. Meets the requirements of MIL-M-87958. Service temp: -94 to 275° F (-70 to 135° C).



Catalog #	B#	Material	Color	Finish	Label width A inch (mm)	Label height B inch (mm)	Quantity per roll	Rec. ribbon	Figure
M6-9-437	B-437	Polyvinylfluoride	White	Matte	0.650 (16.5)	0.200 (5.1)	750	M61-R4310	Fig. 2
M6-10-437	B-437	Polyvinylfluoride	White	Matte	0.750 (19.1)	0.250 (6.4)	750	M61-R4310	Fig. 2
M6-15-437	B-437	Polyvinylfluoride	White	Matte	1.000 (25.4)	0.275 (7.0)	750	M61-R4310	Fig. 2
M6-29-437	B-437	Polyvinylfluoride	White	Matte	1.500 (38.1)	0.500 (12.7)	500	M61-R4310	Fig. 2
* M6-41-437-WT-CM	B-437	Polyvinylfluoride	White	Matte	1.500 (38.1)	1.375 (34.9)	400	M61-R4310	Fig. 33
* M6-41-437-YL-CM	B-437	Polyvinylfluoride	Yellow	Matte	1.500 (38.1)	1.375 (34.9)	400	M61-R4310	Fig. 33
M6C-1500-437-WT	B-437	Polyvinylfluoride	White	Matte	1.500 (38.1)	50 ft. (15.24 m)	1 roll (cont.)	M61-R4310	Fig. 33
M6C-1500-437-YL	B-437	Polyvinylfluoride	Yellow	Matte	1.500 (38.1)	50 ft. (15.24 m)	1 roll (cont.)	M61-R4310	Fig. 33

\* Part is a continuous roll of 50 ft. but compatible printers treat the material as a 1.5 in. x 1.375 in. die-cut material.


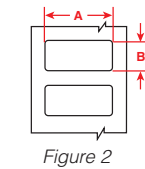
Printer compatibility: unless otherwise noted, labels are compatible with M611, M610, M710 (with adapter)

# Wire and cable materials

## Wrap Around Wire and Cable Labels

Printer automatically repeats text to fill the label for maximum readability once wrapped.

- **B-498 Repositionable Multi-Purpose Vinyl Cloth** has a rubber-based adhesive that removes cleanly from surfaces. Service temp: -40 to 176° F (-40 to 80° C). UL, CSA recognized.
- **B-499 Aggressive Adhesive Multi-Purpose Nylon** is a pliable material with a permanent acrylic adhesive making it ideal for curved and rough surfaces. It is also ideal for environments where heat, cold, oil and dirt are present. It is not intended for outdoor use. Service temp: -40 to 194° F (-40 to 90° C). UL, CSA recognized.



Catalog #	B#	Material	Color	Finish	Approx. Wire Gauge	Label width A inch (mm)	Label height B inch (mm)	Quantity per roll	Rec. ribbon	Figure
<b>B-498 Repositionable Vinyl Cloth</b>										
M6-7-498	B-498	Vinyl cloth	White	Semi-gloss	22 to 16	0.500 (12.7)	0.500 (12.7)	500	M61-R6610	Fig. 2
M6-15-498	B-498	Vinyl cloth	White	Semi-gloss	22 to 16	1.000 (25.4)	0.275 (7.0)	750	M61-R6610	Fig. 2
M6-10-498	B-498	Vinyl cloth	White	Semi-gloss	16 to 10	0.250 (6.4)	0.750 (19.1)	750	M61-R6610	Fig. 2
M6-11-498	B-498	Vinyl cloth	White	Semi-gloss	16 to 10	0.500 (12.7)	0.750 (19.1)	500	M61-R6610	Fig. 2
BM-11-498	B-498	Vinyl cloth	White	Semi-gloss	16 to 10	0.500 (12.7)	0.750 (19.1)	5000	M61-R6610	Fig. 2
M6-16-498	B-498	Vinyl cloth	White	Semi-gloss	16 to 10	0.375 (9.5)	1.000 (25.4)	500	M61-R6610	Fig. 2
M6-17-498	B-498	Vinyl cloth	White	Semi-gloss	12 to 10	1.000 (25.4)	0.500 (12.7)	500	M61-R6610	Fig. 2
M6-19-498	B-498	Vinyl cloth	White	Semi-gloss	12 to 10	1.000 (25.4)	1.000 (25.4)	250	M61-R6610	Fig. 2
BM-19-498	B-498	Vinyl cloth	White	Semi-gloss	12 to 10	1.000 (25.4)	1.000 (25.4)	2500	M61-R6610	Fig. 2
M6-18-498	B-498	Vinyl cloth	White	Semi-gloss	10 to 4	0.750 (19.1)	1.000 (25.4)	250	M61-R6610	Fig. 2
BM-18-498	B-498	Vinyl cloth	White	Semi-gloss	10 to 4	0.750 (19.1)	1.000 (25.4)	2500	M61-R6610	Fig. 2
M6-30-498	B-498	Vinyl cloth	White	Semi-gloss	10 to 4	0.750 (19.1)	1.500 (38.1)	250	M61-R6610	Fig. 2
M6-31-498	B-498	Vinyl cloth	White	Semi-gloss	10 to 4	1.500 (38.1)	1.000 (25.4)	250	M61-R6610	Fig. 2
M6-28-498	B-498	Vinyl cloth	White	Semi-gloss	10 to 4	1.500 (38.1)	0.250 (6.4)	750	M61-R6610	Fig. 2
M6-29-498	B-498	Vinyl cloth	White	Semi-gloss	10 to 4	1.500 (38.1)	0.500 (12.7)	500	M61-R6610	Fig. 2
BM-29-498	B-498	Vinyl cloth	White	Semi-gloss	10 to 4	1.500 (38.1)	0.500 (12.7)	5000	M61-R6610	Fig. 2
M6-32-498	B-498	Vinyl cloth	White	Semi-gloss	10 to 4	1.500 (38.1)	1.500 (38.1)	250	M61-R6610	Fig. 2
M6-103-498	B-498	Vinyl cloth	White	Semi-gloss	-	1.000 (25.4)	1.250 (31.8)	250	M61-R6610	Fig. 2
M6-21-498	B-498	Vinyl cloth	White	Semi-gloss	-	1.000 (25.4)	2.500 (63.5)	100	M61-R6610	Fig. 2
M6-23-498	B-498	Vinyl cloth	White	Semi-gloss	-	1.000 (25.4)	4.000 (101.6)	100	M61-R6610	Fig. 2
M6-33-498	B-498	Vinyl cloth	White	Semi-gloss	-	1.500 (38.1)	4.000 (101.6)	100	M61-R6610	Fig. 2
M6-34-498	B-498	Vinyl cloth	White	Semi-gloss	-	1.500 (38.1)	6.000 (152.4)	50	M61-R6610	Fig. 2
<b>B-499 Nylon Cloth</b>										
M6-7-499	B-499	Nylon cloth	White	Matte	22 to 16	0.500 (12.7)	0.500 (12.7)	500	M61-R6610	Fig. 2
M6-11-499	B-499	Nylon cloth	White	Matte	16 to 10	0.500 (12.7)	0.750 (19.1)	500	M61-R6610	Fig. 2
BM-11-499	B-499	Vinyl cloth	White	Matte	16 to 10	0.500 (12.7)	0.750 (19.1)	5000	M61-R6610	Fig. 2
M6-16-499	B-499	Nylon cloth	White	Matte	12 to 10	0.375 (9.5)	1.000 (25.4)	500	M61-R6610	Fig. 2
M6-19-499	B-499	Nylon cloth	White	Matte	12 to 10	1.000 (25.4)	1.000 (25.4)	250	M61-R6610	Fig. 2
M6-29-499	B-499	Nylon cloth	White	Matte	10 to 4	0.500 (12.7)	1.500 (38.1)	500	M61-R6610	Fig. 2
M6-18-499	B-499	Nylon cloth	White	Matte	10 to 4	0.750 (19.1)	1.000 (25.4)	250	M61-R6610	Fig. 2
M6-30-499	B-499	Nylon cloth	White	Matte	10 to 4	1.500 (19.1)	0.750 (38.1)	250	M61-R6610	Fig. 2
M6-31-499	B-499	Nylon cloth	White	Matte	10 to 4	1.500 (25.4)	1.000 (25.4)	250	M61-R6610	Fig. 2
M6-28-499	B-499	Nylon cloth	White	Matte	10 to 4	1.500 (38.1)	0.250 (6.4)	750	M61-R6610	Fig. 2
M6-84-499	B-499	Nylon cloth	White	Matte	-	0.900 (22.9)	0.500 (12.7)	500	M61-R6610	Fig. 2
M6-21-499	B-499	Nylon cloth	White	Matte	-	1.000 (25.4)	2.500 (63.5)	100	M61-R6610	Fig. 2
M6-81-499	B-499	Nylon cloth	White	Matte	-	1.900 (48.3)	0.250 (6.4)	750	M61-R6610	Fig. 2
M6-78-499	B-499	Nylon cloth	White	Matte	-	1.900 (48.3)	1.000 (25.4)	250	M61-R6610	Fig. 2
M6-23-499	B-499	Nylon cloth	White	Matte	-	4.000 (101.6)	1.000 (25.4)	100	M61-R6610	Fig. 2

Printer compatibility: unless otherwise noted, labels are compatible with M611, M610, M710 (with adapter)



# Wire and cable materials

## PermaSleeve® High Temp Heat-Shrink Labels

• **B-345 PermaSleeve Wire Markers** are polyvinylidene fluoride (PVDF) heat-shrink sleeves with a 2:1 shrink ratio. They are recommended for high-temperature and low-vacuum outgassing applications. Service temp: -67 to 437° F (-55 to 225° C).

**Meets specs:**  
 NASA SP-R-0022A Outgassing Performance  
 SAE-AMS-DTL-23053/18, Class 2  
 SAE-AS-81531

**Tested per:**  
 ASTM E162  
 ASTM E662  
 MIL-STD-202

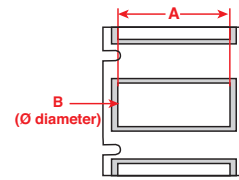


Figure 44



# Wire and cable materials

## PermaSleeve® Heat-Shrink Labels

• **B-342 PermaSleeve Wire Markers** are polyolefin heat-shrinkable sleeves with a 3:1 shrink ratio. They feature fade-resistant and flame-retardant properties. Service temp: -67 to 275° F (-55 to 135° C).

**Meets specs:**  
 SAE AMS-DTL-23053/5C (class 1)  
 SAE AS-81531

**Tested per:**  
 ASTM E162  
 ASTM E662  
 MIL-STD-202

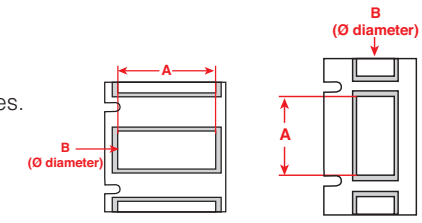


Figure 44

Figure 77



Catalog #	Color	Approx. wire gauge	Wire dia. range inch (mm)	Diameter as supplied B inch (mm)	Recovered diameter inch (mm)	Sleeve width A inch (mm)	Quantity per roll	Rec. ribbon	Figure
M6-094-1-345-WT	White	26 to 18	0.031 to 0.08 (0.8 to 2)	0.094 (2.4)	0.031 (0.8)	1.000 (25.4)	100	M61-R6010	Fig. 44
M6-094-175-345-WT	White	26 to 18	0.031 to 0.08 (0.8 to 2)	0.094 (2.4)	0.031 (0.8)	1.750 (44.5)	100	M61-R6010	Fig. 44
M6-125-1-345-WT	White	20 to 16	0.063 to 0.11 (1.6 to 2.8)	0.125 (3.2)	0.063 (1.6)	1.000 (25.4)	100	M61-R6010	Fig. 44
M6-125-175-345-WT	White	20 to 16	0.063 to 0.11 (1.6 to 2.8)	0.125 (3.2)	0.063 (1.6)	1.750 (44.5)	100	M61-R6010	Fig. 44
M6-187-1-345-WT	White	16 to 12	0.094 to 0.15 (2.4 to 3.8)	0.187 (4.8)	0.094 (2.4)	1.000 (25.4)	100	M61-R6010	Fig. 44
M6-187-175-345-WT	White	16 to 12	0.094 to 0.15 (2.4 to 3.8)	0.187 (4.8)	0.094 (2.4)	1.750 (44.5)	100	M61-R6010	Fig. 44
M6-250-1-345-WT	White	14 to 8	0.125 to 0.215 (3.2 to 5.5)	0.250 (6.4)	0.125 (3.2)	1.000 (25.4)	100	M61-R6010	Fig. 44
M6-250-175-345-WT	White	14 to 8	0.125 to 0.215 (3.2 to 5.5)	0.250 (6.4)	0.125 (3.2)	1.750 (44.5)	100	M61-R6010	Fig. 44
M6-375-1-345-WT	White	10 to 6	0.187 to 0.32 (4.7 to 8.1)	0.375 (9.5)	0.187 (4.7)	1.000 (25.4)	100	M61-R6010	Fig. 44
M6-375-175-345-WT	White	10 to 6	0.187 to 0.32 (4.7 to 8.1)	0.375 (9.5)	0.187 (4.7)	1.750 (44.5)	100	M61-R6010	Fig. 44
M6-500-1-345-WT	White	8 to 1	0.25 to 0.45 (6.4 to 11.4)	0.500 (12.7)	0.250 (6.4)	1.000 (25.4)	100	M61-R6610	Fig. 44
M6-500-175-345-WT	White	8 to 1	0.25 to 0.45 (6.4 to 11.4)	0.500 (12.7)	0.250 (6.4)	1.750 (44.5)	100	M61-R6610	Fig. 44
M6-750-1-345-WT	White	4	0.375 to 0.7 (9.5 to 17.8)	0.750 (19.1)	0.375 (9.5)	1.000 (25.4)	100	M61-R6610	Fig. 44
M6-750-175-345-WT	White	4	0.375 to 0.7 (9.5 to 17.8)	0.750 (19.1)	0.375 (9.5)	1.750 (44.5)	100	M61-R6610	Fig. 44
M6-1000-1-345-WT	White	2/0 gauge	0.45 to 0.95 (11.4 to 24.1)	1.000 (25.4)	0.450 (11.4)	1.000 (25.4)	50	M61-R6010	Fig. 44
M6-1000-175-345-WT	White	2/0 gauge	0.45 to 0.95 (11.4 to 24.1)	1.000 (25.4)	0.450 (11.4)	1.750 (44.5)	50	M61-R6010	Fig. 44
M6-094-1-345-YL	Yellow	26 to 18	0.031 to 0.08 (0.8 to 2)	0.094 (2.4)	0.031 (0.8)	1.000 (25.4)	100	M61-R6010	Fig. 44
M6-094-175-345-YL	Yellow	26 to 18	0.031 to 0.08 (0.8 to 2)	0.094 (2.4)	0.031 (0.8)	1.750 (44.5)	100	M61-R6010	Fig. 44
M6-125-1-345-YL	Yellow	20 to 16	0.063 to 0.11 (1.6 to 2.8)	0.125 (3.2)	0.063 (1.6)	1.000 (25.4)	100	M61-R6010	Fig. 44
M6-125-175-345-YL	Yellow	20 to 16	0.063 to 0.11 (1.6 to 2.8)	0.125 (3.2)	0.063 (1.6)	1.750 (44.5)	100	M61-R6010	Fig. 44
M6-250-1-345-YL	Yellow	14 to 8	0.125 to 0.215 (3.2 to 5.5)	0.250 (6.4)	0.125 (3.2)	1.000 (25.4)	100	M61-R6010	Fig. 44
M6-250-175-345-YL	Yellow	14 to 8	0.125 to 0.215 (3.2 to 5.5)	0.250 (6.4)	0.125 (3.2)	1.750 (44.5)	100	M61-R6010	Fig. 44
M6-187-1-345-YL	Yellow	16 to 12	0.094 to 0.15 (2.4 to 3.8)	0.187 (4.8)	0.094 (2.4)	1.000 (25.4)	100	M61-R6010	Fig. 44
M6-187-175-345-YL	Yellow	16 to 12	0.094 to 0.15 (2.4 to 3.8)	0.187 (4.8)	0.094 (2.4)	1.750 (44.5)	100	M61-R6010	Fig. 44
M6-375-1-345-YL	Yellow	10 to 6	0.187 to 0.32 (4.7 to 8.1)	0.375 (9.5)	0.187 (4.7)	1.000 (25.4)	100	M61-R6010	Fig. 44
M6-375-175-345-YL	Yellow	10 to 6	0.187 to 0.32 (4.7 to 8.1)	0.375 (9.5)	0.187 (4.7)	1.750 (44.5)	100	M61-R6010	Fig. 44
M6-500-1-345-YL	Yellow	8 to 1	0.25 to 0.45 (6.4 to 11.4)	0.500 (12.7)	0.250 (6.4)	1.000 (25.4)	100	M61-R6610	Fig. 44
M6-500-175-345-YL	Yellow	8 to 1	0.25 to 0.45 (6.4 to 11.4)	0.500 (12.7)	0.250 (6.4)	1.750 (44.5)	100	M61-R6610	Fig. 44
M6-750-1-345-YL	Yellow	4	0.375 to 0.7 (9.5 to 17.8)	0.750 (19.1)	0.375 (9.5)	1.000 (25.4)	100	M61-R6610	Fig. 44
M6-750-175-345-YL	Yellow	4	0.375 to 0.7 (9.5 to 17.8)	0.750 (19.1)	0.375 (9.5)	1.750 (44.5)	100	M61-R6610	Fig. 44
M6-1000-1-345-YL	Yellow	2/0 gauge	0.45 to 0.95 (11.4 to 24.1)	1.000 (25.4)	0.450 (11.4)	1.000 (25.4)	50	M61-R6010	Fig. 44
M6-1000-175-345-YL	Yellow	2/0 gauge	0.45 to 0.95 (11.4 to 24.1)	1.000 (25.4)	0.450 (11.4)	1.750 (44.5)	50	M61-R6010	Fig. 44
M6-125-1-345-BK	Black	20 to 16	0.063 to 0.11 (1.6 to 2.8)	0.125 (3.2)	0.063 (1.6)	1.000 (25.4)	100	M61-R4410-WT	Fig. 44
M6-125-1-345-BL	Blue	20 to 16	0.063 to 0.11 (1.6 to 2.8)	0.125 (3.2)	0.063 (1.6)	1.000 (25.4)	100	M61-R6010	Fig. 44
M6-125-175-345-BL	Blue	20 to 16	0.063 to 0.11 (1.6 to 2.8)	0.125 (3.2)	0.063 (1.6)	1.750 (44.5)	100	M61-R6010	Fig. 44
M6-187-175-345-BL	Blue	16 to 12	0.094 to 0.15 (2.4 to 3.8)	0.187 (4.8)	0.094 (2.4)	1.750 (44.5)	100	M61-R6010	Fig. 44
M6-125-1-345-PK	Pink	20 to 16	0.063 to 0.11 (1.6 to 2.8)	0.125 (3.2)	0.063 (1.6)	1.000 (25.4)	100	M61-R6010	Fig. 44

Printer compatibility: unless otherwise noted, labels are compatible with M611, M610, M710 (with adapter)

Catalog #	Color	Approx. wire gauge	Wire dia. range inch (mm)	Diameter as supplied B inch (mm)	Recovered diameter inch (mm)	Sleeve width A inch (mm)	Quantity per row	Rec. ribbon	Figure
** M6-094-1-342-WT	White	28 to 18	0.023 to 0.08 (0.6 to 2)	0.094 (2.4)	0.023 (0.6)	1.000 (25.4)	100	M61-R4310	Fig. 44
** BM-094-1-342	White	28 to 18	0.023 to 0.08 (0.6 to 2)	0.094 (2.4)	0.023 (0.6)	1.000 (25.4)	1000	M61-R4310	Fig. 44
** BM-094-1-342-2	White	28 to 18	0.023 to 0.08 (0.6 to 2)	0.094 (2.4)	0.023 (0.6)	1.000 (25.4)	2000	M61-R4310	Fig. 44
** M6-094-175-342-WT	White	28 to 18	0.023 to 0.08 (0.6 to 2)	0.094 (2.4)	0.023 (0.6)	1.750 (44.5)	100	M61-R4310	Fig. 44
** BM-094-175-342	White	28 to 18	0.023 to 0.08 (0.6 to 2)	0.094 (2.4)	0.023 (0.6)	1.000 (25.4)	1000	M61-R4310	Fig. 44
** BM-094-175-342-2	White	28 to 18	0.023 to 0.08 (0.6 to 2)	0.094 (2.4)	0.023 (0.6)	1.000 (25.4)	2000	M61-R4310	Fig. 44
** M6-094-2-342-WT-R	White	28 to 20	0.023 to 0.08 (0.6 to 2)	0.094 (2.4)	0.023 (0.6)	2.000 (50.8)	70	M61-R4310	Fig. 77
** M6-125-1-342-WT	White	22 to 16	0.046 to 0.11 (1.2 to 2.8)	0.125 (3.2)	0.046 (1.2)	1.000 (25.4)	100	M61-R4310	Fig. 44
** BM-125-1-342	White	22 to 16	0.046 to 0.11 (1.2 to 2.8)	0.125 (3.2)	0.046 (1.2)	1.000 (25.4)	1000	M61-R4310	Fig. 44
** BM-125-1-342-2	White	22 to 16	0.046 to 0.11 (1.2 to 2.8)	0.125 (3.2)	0.046 (1.2)	1.000 (25.4)	2000	M61-R4310	Fig. 44
** M6-125-175-342-WT	White	22 to 16	0.046 to 0.11 (1.2 to 2.8)	0.125 (3.2)	0.046 (1.2)	1.750 (44.5)	100	M61-R4310	Fig. 44
** BM-125-175-342	White	22 to 16	0.046 to 0.11 (1.2 to 2.8)	0.125 (3.2)	0.046 (1.2)	1.750 (44.5)	1000	M61-R4310	Fig. 44
** BM-125-175-342-2	White	22 to 16	0.046 to 0.11 (1.2 to 2.8)	0.125 (3.2)	0.046 (1.2)	1.750 (44.5)	2000	M61-R4310	Fig. 44
** BM-125-175-342-3	White	22 to 16	0.046 to 0.11 (1.2 to 2.8)	0.125 (3.2)	0.046 (1.2)	1.750 (44.5)	3000	M61-R4310	Fig. 44
** M6-125-2-342-WT-R	White	22 to 16	0.046 to 0.11 (1.2 to 2.8)	0.125 (3.2)	0.046 (1.2)	2.000 (50.8)	70	M61-R4310	Fig. 77
** M6-187-1-342-WT	White	18 to 12	0.062 to 0.15 (1.6 to 3.8)	0.187 (4.8)	0.062 (1.6)	1.000 (25.4)	100	M61-R4310	Fig. 44
** BM-187-1-342-2	White	18 to 12	0.062 to 0.15 (1.6 to 3.8)	0.187 (4.8)	0.062 (1.6)	1.000 (25.4)	1000	M61-R4310	Fig. 44
** M6-187-175-342-WT	White	18 to 12	0.062 to 0.15 (1.6 to 3.8)	0.187 (4.8)	0.062 (1.6)	1.750 (44.5)	100	M61-R4310	Fig. 44
** BM-187-175-342	White	18 to 12	0.062 to 0.15 (1.6 to 3.8)	0.187 (4.8)	0.062 (1.6)	1.000 (25.4)	1000	M61-R4310	Fig. 44
** BM-187-175-342-2	White	18 to 12	0.062 to 0.15 (1.6 to 3.8)	0.187 (4.8)	0.062 (1.6)	1.000 (25.4)	2000	M61-R4310	Fig. 44
** BM-187-175-342-3	White	18 to 12	0.062 to 0.15 (1.6 to 3.8)	0.187 (4.8)	0.062 (1.6)	1.000 (25.4)	3000	M61-R4310	Fig. 44
** BM-187-175-342-4	White	18 to 12	0.062 to 0.15 (1.6 to 3.8)	0.187 (4.8)	0.062 (1.6)	1.000 (25.4)	4000	M61-R4310	Fig. 44
** M6-187-2-342-WT-R	White	20 to 10	0.062 to 0.15 (1.6 to 3.8)	0.187 (4.8)	0.062 (1.6)	2.000 (50.8)	70	M61-R4310	Fig. 77
** M6-250-1-342-WT	White	16 to 10	0.094 to 0.215 (2.4 to 5.5)	0.250 (6.4)	0.094 (2.4)	1.000 (25.4)	100	M61-R4310	Fig. 44
** BM-250-1-342	White	16 to 10	0.094 to 0.215 (2.4 to 5.5)	0.250 (6.4)	0.094 (2.4)	1.000 (25.4)	1000	M61-R4310	Fig. 44
** M6-250-175-342-WT	White	16 to 10	0.094 to 0.215 (2.4 to 5.5)	0.250 (6.4)	0.094 (2.4)	1.750 (44.5)	100	M61-R4310	Fig. 44
** BM-250-175-342	White	16 to 10	0.094 to 0.215 (2.4 to 5.5)	0.250 (6.4)	0.094 (2.4)	1.750 (44.5)	1000	M61-R4310	Fig. 44
** M6-250-2-342-WT-R	White	16 to 8	0.094 to 0.215 (2.4 to 5.5)	0.250 (6.4)	0.094 (2.4)	2.000 (50.8)	70	M61-R4310	Fig. 77
** M6-375-1-342-WT	White	12 to 6	0.125 to 0.32 (3.2 to 8.1)	0.375 (9.5)	0.125 (3.2)	1.000 (25.4)	100	M61-R4310	Fig. 44
** BM-375-1-342	White	12 to 6	0.125 to 0.32 (3.2 to 8.1)	0.375 (9.5)	0.125 (3.2)	1.000 (25.4)	1000	M61-R4310	Fig. 44
** BM-375-1-342-2	White	12 to 6	0.125 to 0.32 (3.2 to 8.1)	0.375 (9.5)	0.125 (3.2)	1.000 (25.4)	2000	M61-R4310	Fig. 44
** M6-375-175-342-WT	White	12 to 6	0.125 to 0.32 (3.2 to 8.1)	0.375 (9.5)	0.125 (3.2)	1.750 (44.5)	100	M61-R4310	Fig. 44
** BM-375-175-342	White	12 to 6	0.125 to 0.32 (3.2 to 8.1)	0.375 (9.5)	0.125 (3.2)	1.750 (44.5)	1000	M61-R4310	Fig. 44
** BM-375-175-342-2	White	12 to 6	0.125 to 0.32 (3.2 to 8.1)	0.375 (9.5)	0.125 (3.2)	1.750 (44.5)	2000	M61-R4310	Fig. 44
** M6-375-2-342-WT-R	White	12 to 4	0.125 to 0.32 (3.2 to 8.1)	0.375 (9.5)	0.125 (3.2)	2.000 (50.8)	70	M61-R4310	Fig. 77
** M6-500-1-342-WT	White	8 to 1	0.187 to 0.45 (4.8 to 11.4)	0.500 (12.7)	0.187 (4.8)	1.000 (25.4)	100	M61-R4310	Fig. 44
** BM-500-1-342	White	8 to 1	0.187 to 0.45 (4.8 to 11.4)	0.500 (12.7)	0.187 (4.8)	1.000 (25.4)	1000	M61-R4310	Fig. 44
** M6-500-175-342-WT	White	8 to 1	0.187 to 0.45 (4.8 to 11.4)	0.500 (12.7)	0.187 (4.8)	1.750 (44.5)	100	M61-R4310	Fig. 44
** BM-500-175-342	White	8 to 1	0.187 to 0.45 (4.8 to 11.4)	0.500 (12.7)	0.187 (4.8)	1.750 (44.5)	1000	M61-R4310	Fig. 44
** M6-500-2-342-WT-R	White	8 to 1	0.187 to 0.45 (4.8 to 11.4)	0.500 (12.7)	0.187 (4.8)	2.000 (50.8)	70	M61-R4310	Fig. 77
** M6-750-1-342-WT	White	8 to 1	0.25 to 0.7 (6.4 to 17.8)	0.750 (19.1)	0.250 (6.4)	1.000 (25.4)	100	M61-R4310	Fig. 44
** M6									

# Wire and cable materials

## B-342 PermaSleeve® Heat-Shrink Labels (continued)

Catalog #	Color	Approx. wire gauge	Wire dia. range inch (mm)	Diameter as supplied B inch (mm)	Recovered diameter inch (mm)	Sleeve width A inch (mm)	Quantity per row	Rec. ribbon	Figure
** M6-094-1-342-YL	Yellow	28 to 18	0.023 to 0.08 (0.6 to 2)	0.094 (2.4)	0.023 (0.6)	1.000 (25.4)	100	M61-R4310	Fig. 44
** BM-094-1-342-YL	Yellow	28 to 18	0.023 to 0.08 (0.6 to 2)	0.094 (2.4)	0.023 (0.6)	1.000 (25.4)	1000	M61-R4310	Fig. 44
** BM-094-175-342-YL	Yellow	28 to 18	0.023 to 0.08 (0.6 to 2)	0.094 (2.4)	0.023 (0.6)	1.000 (25.4)	1000	M61-R4310	Fig. 44
** M6-094-175-342-YL	Yellow	28 to 18	0.023 to 0.08 (0.6 to 2)	0.094 (2.4)	0.023 (0.6)	1.750 (44.5)	100	M61-R4310	Fig. 44
** M6-094-2-342-YL-R	Yellow	28 to 20	0.023 to 0.08 (0.6 to 2)	0.094 (2.4)	0.023 (0.6)	2.000 (50.8)	70	M61-R4310	Fig. 77
** M6-125-1-342-YL	Yellow	22 to 16	0.046 to 0.11 (1.2 to 2.8)	0.125 (3.2)	0.046 (1.2)	1.000 (25.4)	100	M61-R4310	Fig. 44
** BM-125-1-342-YL	Yellow	22 to 16	0.046 to 0.11 (1.2 to 2.8)	0.125 (3.2)	0.046 (1.2)	1.000 (25.4)	1000	M61-R4310	Fig. 44
** M6-125-175-342-YL	Yellow	22 to 16	0.046 to 0.11 (1.2 to 2.8)	0.125 (3.2)	0.046 (1.2)	1.750 (44.5)	100	M61-R4310	Fig. 44
** BM-125-175-342-YL	Yellow	22 to 16	0.046 to 0.11 (1.2 to 2.8)	0.125 (3.2)	0.046 (1.2)	1.750 (44.5)	1000	M61-R4310	Fig. 44
** M6-125-2-342-YL-R	Yellow	22 to 16	0.046 to 0.11 (1.2 to 2.8)	0.125 (3.2)	0.046 (1.2)	2.000 (50.8)	70	M61-R4310	Fig. 77
** M6-187-1-342-YL	Yellow	18 to 12	0.062 to 0.15 (1.6 to 3.8)	0.187 (4.8)	0.062 (1.6)	1.000 (25.4)	100	M61-R4310	Fig. 44
** BM-187-1-342-YL	Yellow	18 to 12	0.062 to 0.15 (1.6 to 3.8)	0.187 (4.8)	0.062 (1.6)	1.000 (25.4)	1000	M61-R4310	Fig. 44
** M6-187-175-342-YL	Yellow	18 to 12	0.062 to 0.15 (1.6 to 3.8)	0.187 (4.8)	0.062 (1.6)	1.750 (44.5)	100	M61-R4310	Fig. 44
** BM-187-175-342-YL	Yellow	18 to 12	0.062 to 0.15 (1.6 to 3.8)	0.187 (4.8)	0.062 (1.6)	1.750 (44.5)	1000	M61-R4310	Fig. 44
** M6-187-2-342-YL-R	Yellow	18 to 12	0.062 to 0.15 (1.6 to 3.8)	0.187 (4.8)	0.062 (1.6)	2.000 (50.8)	70	M61-R4310	Fig. 77
** M6-250-1-342-YL	Yellow	16 to 10	0.094 to 0.215 (2.4 to 5.5)	0.250 (6.4)	0.094 (2.4)	1.000 (25.4)	100	M61-R4310	Fig. 44
** BM-250-1-342-YL	Yellow	16 to 10	0.094 to 0.215 (2.4 to 5.5)	0.250 (6.4)	0.094 (2.4)	1.000 (25.4)	1000	M61-R4310	Fig. 44
** M6-250-175-342-YL	Yellow	16 to 10	0.094 to 0.215 (2.4 to 5.5)	0.250 (6.4)	0.094 (2.4)	1.750 (44.5)	100	M61-R4310	Fig. 44
** BM-250-175-342-YL	Yellow	16 to 10	0.094 to 0.215 (2.4 to 5.5)	0.250 (6.4)	0.094 (2.4)	1.750 (44.5)	1000	M61-R4310	Fig. 44
** M6-250-2-342-YL-R	Yellow	16 to 8	0.094 to 0.215 (2.4 to 5.5)	0.250 (6.4)	0.094 (2.4)	2.000 (50.8)	70	M61-R4310	Fig. 77
** M6-375-1-342-YL	Yellow	12 to 6	0.125 to 0.32 (3.2 to 8.1)	0.375 (9.5)	0.125 (3.2)	1.000 (25.4)	100	M61-R4310	Fig. 44
** BM-375-1-342-YL	Yellow	12 to 6	0.125 to 0.32 (3.2 to 8.1)	0.375 (9.5)	0.125 (3.2)	1.000 (25.4)	1000	M61-R4310	Fig. 44
** M6-375-175-342-YL	Yellow	12 to 6	0.125 to 0.32 (3.2 to 8.1)	0.375 (9.5)	0.125 (3.2)	1.750 (44.5)	100	M61-R4310	Fig. 44
** BM-375-175-342-YL	Yellow	12 to 6	0.125 to 0.32 (3.2 to 8.1)	0.375 (9.5)	0.125 (3.2)	1.750 (44.5)	1000	M61-R4310	Fig. 44
** M6-375-2-342-YL-R	Yellow	12 to 4	0.125 to 0.32 (3.2 to 8.1)	0.375 (9.5)	0.125 (3.2)	2.000 (50.8)	70	M61-R4310	Fig. 77
** M6-500-1-342-YL	Yellow	8 to 1	0.187 to 0.45 (4.8 to 11.4)	0.500 (12.7)	0.187 (4.8)	1.000 (25.4)	100	M61-R4310	Fig. 44
** BM-500-1-342-YL	Yellow	8 to 1	0.187 to 0.45 (4.8 to 11.4)	0.500 (12.7)	0.187 (4.8)	1.000 (25.4)	1000	M61-R4310	Fig. 44
** M6-500-175-342-YL	Yellow	8 to 1	0.187 to 0.45 (4.8 to 11.4)	0.500 (12.7)	0.187 (4.8)	1.750 (44.5)	100	M61-R4310	Fig. 44
** BM-500-175-342-YL	Yellow	8 to 1	0.187 to 0.45 (4.8 to 11.4)	0.500 (12.7)	0.187 (4.8)	1.750 (44.5)	1000	M61-R4310	Fig. 44
** M6-500-2-342-YL-R	Yellow	8 to 1	0.187 to 0.45 (4.8 to 11.4)	0.500 (12.7)	0.187 (4.8)	2.000 (50.8)	70	M61-R4310	Fig. 77
** M6-750-1-342-YL	Yellow	8 to 1	0.25 to 0.7 (6.4 to 17.8)	0.750 (19.1)	0.250 (6.4)	1.000 (25.4)	100	M61-R4310	Fig. 44
** M6-750-175-342-YL	Yellow	8 to 1	0.25 to 0.7 (6.4 to 17.8)	0.750 (19.1)	0.250 (6.4)	1.750 (44.5)	100	M61-R4310	Fig. 44
** M6-750-2-342-YL-R	Yellow	2 to 4/0	0.25 to 0.7 (6.4 to 17.8)	0.750 (19.1)	0.250 (6.4)	2.000 (50.8)	70	M61-R4310	Fig. 77
** M6-1000-1-342-YL	Yellow	500 to 1	0.375 to 0.95 (9.5 to 24.1)	1.000 (25.4)	0.375 (9.5)	1.000 (25.4)	50	M61-R4310	Fig. 44
** M6-1000-175-342-YL	Yellow	500 to 1	0.375 to 0.95 (9.5 to 24.1)	1.000 (25.4)	0.375 (9.5)	1.750 (44.5)	50	M61-R4310	Fig. 44
** M6-1000-2-342-YL-R	Yellow	2 to 0.95	0.375 to 0.95 (9.5 to 24.1)	1.000 (25.4)	0.375 (9.5)	2.000 (50.8)	70	M61-R4310	Fig. 77
** M6-094-2-342-BK-R	Black	28 to 20	0.023 to 0.08 (0.6 to 2)	0.094 (2.4)	0.023 (0.6)	2.000 (50.8)	70	M61-R6710-WT	Fig. 77
** M6-125-1-342-BK	Black	22 to 16	0.046 to 0.11 (1.2 to 2.8)	0.125 (3.2)	0.046 (1.2)	1.000 (25.4)	100	M61-R6710-WT	Fig. 44
** M6-125-2-342-BK-R	Black	22 to 16	0.046 to 0.11 (1.2 to 2.8)	0.125 (3.2)	0.046 (1.2)	2.000 (50.8)	70	M61-R6710-WT	Fig. 77
** M6-187-1-342-BK	Black	18 to 12	0.062 to 0.15 (1.6 to 3.8)	0.187 (4.8)	0.062 (1.6)	1.000 (25.4)	100	M61-R6710-WT	Fig. 44
** M6-187-175-342-BK	Black	18 to 12	0.062 to 0.15 (1.6 to 3.8)	0.187 (4.8)	0.062 (1.6)	1.750 (44.5)	100	M61-R6710-WT	Fig. 44
** M6-187-2-342-BK-R	Black	18 to 12	0.062 to 0.15 (1.6 to 3.8)	0.187 (4.8)	0.062 (1.6)	2.000 (50.8)	70	M61-R6710-WT	Fig. 44
** M6-250-1-342-BK	Black	16 to 10	0.094 to 0.215 (2.4 to 5.5)	0.250 (6.4)	0.094 (2.4)	1.000 (25.4)	100	M61-R6710-WT	Fig. 44
** M6-250-2-342-BK-R	Black	16 to 8	0.094 to 0.215 (2.4 to 5.5)	0.250 (6.4)	0.094 (2.4)	2.000 (50.8)	70	M61-R6710-WT	Fig. 44
** M6-375-2-342-BK-R	Black	12 to 4	0.125 to 0.32 (3.2 to 8.1)	0.375 (9.5)	0.125 (3.2)	2.000 (50.8)	70	M61-R6710-WT	Fig. 44
** M6-500-175-342-BK	Black	8 to 1	0.187 to 0.45 (4.8 to 11.4)	0.500 (12.7)	0.187 (4.8)	1.750 (44.5)	100	M61-R6710-WT	Fig. 44
** M6-500-2-342-BK-R	Black	8 to 1	0.187 to 0.45 (4.8 to 11.4)	0.500 (12.7)	0.187 (4.8)	2.000 (50.8)	70	M61-R6710-WT	Fig. 77
** M6-750-2-342-BK-R	Black	2 to 4/0	0.25 to 0.7 (6.4 to 17.8)	0.750 (19.1)	0.250 (6.4)	2.000 (50.8)	70	M61-R6710-WT	Fig. 77
** M6-1000-2-342-BK-R	Black	2 to 0.95	0.375 to 0.95 (9.5 to 24.1)	1.000 (25.4)	0.375 (9.5)	2.000 (50.8)	70	M61-R6710-WT	Fig. 44
** M6-1000-175-342-BK	Black	500 to 1	0.375 to 0.95 (9.5 to 24.1)	1.000 (25.4)	0.375 (9.5)	1.750 (44.5)	50	M61-R6710-WT	Fig. 44
** M6-094-1-342-BL	Blue	28 to 18	0.023 to 0.08 (0.6 to 2)	0.094 (2.4)	0.023 (0.6)	1.000 (25.4)	100	M61-R4310	Fig. 44
** M6-094-175-342-BL	Blue	28 to 18	0.023 to 0.08 (0.6 to 2)	0.094 (2.4)	0.023 (0.6)	1.750 (44.5)	100	M61-R4310	Fig. 44
** M6-125-1-342-BL	Blue	22 to 16	0.046 to 0.11 (1.2 to 2.8)	0.125 (3.2)	0.046 (1.2)	1.000 (25.4)	100	M61-R4310	Fig. 44
** M6-187-1-342-BL	Blue	18 to 12	0.062 to 0.15 (1.6 to 3.8)	0.187 (4.8)	0.062 (1.6)	1.000 (25.4)	100	M61-R4310	Fig. 44
** M6-375-1-342-BL	Blue	12 to 6	0.125 to 0.32 (3.2 to 8.1)	0.375 (9.5)	0.125 (3.2)	1.000 (25.4)	100	M61-R4310	Fig. 44
** M6-375-175-342-BL	Blue	12 to 6	0.125 to 0.32 (3.2 to 8.1)	0.375 (9.5)	0.125 (3.2)	1.750 (44.5)	100	M61-R4310	Fig. 44
** M6-500-175-342-BL	Blue	8 to 1	0.187 to 0.45 (4.8 to 11.4)	0.500 (12.7)	0.187 (4.8)	1.750 (44.5)	100	M61-R4310	Fig. 44
** M6-1000-175-342-BL	Blue	500 to 1	0.375 to 0.95 (9.5 to 24.1)	1.000 (25.4)	0.375 (9.5)	1.750 (44.5)	50	M61-R4310	Fig. 44

\*\* ⚠️ WARNING: Cancer www.P65Warnings.ca.gov

Continue on next page.

Printer compatibility: unless otherwise noted, labels are compatible with M611, M610, M710 (with adapter)

# Wire and cable materials

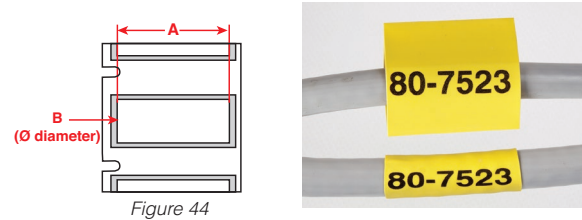
## B-342 PermaSleeve® Heat-Shrink Labels (continued)

Catalog #	Color	Approx. wire gauge	Wire dia. range inch (mm)	Diameter as supplied B inch (mm)	Recovered diameter inch (mm)	Sleeve width A inch (mm)	Quantity per row	Rec. ribbon	Figure
** M6-094-1-342-GR	Green	28 to 18	0.023 to 0.08 (0.6 to 2)	0.094 (2.4)	0.023 (0.6)	1.000 (25.4)	100	M61-R4310	Fig. 44
** M6-125-175-342-GR	Green	22 to 16	0.046 to 0.11 (1.2 to 2.8)	0.125 (3.2)	0.046 (1.2)	1.750 (44.5)	100	M61-R4310	Fig. 44
** M6-187-1-342-GR	Green	18 to 12	0.062 to 0.15 (1.6 to 3.8)	0.187 (4.8)	0.062 (1.6)	1.000 (25.4)	100	M61-R4310	Fig. 44
** M6-187-175-342-GR	Green	18 to 12	0.062 to 0.15 (1.6 to 3.8)	0.187 (4.8)	0.062 (1.6)	1.750 (44.5)	100	M61-R4310	Fig. 44
** M6-250-175-342-GR	Green	16 to 10	0.094 to 0.215 (2.4 to 5.5)	0.250 (6.4)	0.094 (2.4)	1.750 (44.5)	100	M61-R4310	Fig. 44
** M6-375-175-342-GR	Green	12 to 6	0.125 to 0.32 (3.2 to 8.1)	0.375 (9.5)	0.125 (3.2)	1.750 (44.5)	100	M61-R4310	Fig. 44
** M6-500-175-342-GR	Green	8 to 1	0.187 to 0.45 (4.8 to 11.4)	0.500 (12.7)	0.187 (4.8)	1.750 (44.5)	100	M61-R4310	Fig. 44
** M6-1000-175-342-GR	Green	500 to 1	0.375 to 0.95 (9.5 to 24.1)	1.000 (25.4)	0.375 (9.5)	1.750 (44.5)	50	M61-R4310	Fig. 44
** M6-094-1-342-OR	Orange	28 to 18	0.023 to 0.08 (0.6 to 2)	0.094 (2.4)	0.023 (0.6)	1.000 (25.4)	100	M61-R4310	Fig. 44
** M6-094-175-342-OR	Orange	28 to 18	0.023 to 0.08 (0.6 to 2)	0.094 (2.4)	0.023 (0.6)	1.750 (44.5)	100	M61-R4310	Fig. 44
** M6-125-175-342-OR	Orange	22 to 16	0.046 to 0.11 (1.2 to 2.8)	0.125 (3.2)	0.046 (1.2)	1.750 (44.5)	100	M61-R4310	Fig. 44
** M6-187-175-342-OR	Orange	18 to 12	0.062 to 0.15 (1.6 to 3.8)	0.187 (4.8)	0.062 (1.6)	1.750 (44.5)	100	M61-R4310	Fig. 44
** BM-187-175-342-OR	Orange	18 to 12	0.062 to 0.15 (1.6 to 3.8)	0.187 (4.8)	0.062 (1.6)	1.000 (25.4)	1000	M61-R4310	Fig. 44
** M6-250-1-342-OR	Orange	16 to 10	0.094 to 0.215 (2.4 to 5.5)	0.250 (6.4)	0.094 (2.4)	1.000 (25.4)	100	M61-R4310	Fig. 44
** M6-250-175-342-OR	Orange	16 to 10	0.094 to 0.215 (2.4 to 5.5)	0.250 (6.4)	0.094 (2.4)	1.750 (44.5)	100	M61-R4310	Fig. 44
** M6-375-1-342-OR	Orange	12 to 6	0.125 to 0.32 (3.2 to 8.1)	0.375 (9.5)	0.125 (3.2)	1.000 (25.4)	100	M61-R4310	Fig. 44
** M6-375-175-342-OR	Orange	12 to 6	0.125 to 0.32 (3.2 to 8.1)	0.375 (9.5)	0.125 (3.2)	1.750 (44.5)	100	M61-R4310	Fig. 44
** M6-500-1-342-OR	Orange	8 to 1	0.187 to 0.45 (4.8 to 11.4)	0.500 (12.7)	0.187 (4.8)	1.000 (25.4)	100	M61-R4310	Fig. 44
** M6-1000-175-342-OR	Orange	500 to 1	0.375 to 0.95 (9.5 to 24.1)	1.000 (25.4)	0.375 (9.5)	1.750 (44.5)	50	M61-R4310	Fig. 44
** M6-094-1-342-RD	Red	28 to 18	0.023 to 0.08 (0.6 to 2)	0.094 (2.4)	0.023 (0.6)	1.000 (25.4)	100	M61-R4310	Fig. 44
** M6-125-1-342-RD	Red	22 to 16	0.046 to 0.11 (1.2 to 2.8)	0.125 (3.2)	0.046 (1.2)	1.000 (25.4)	100	M61-R4310	Fig. 44
** M6-187-1-342-RD	Red	18 to 12	0.062 to 0.15 (1.6 to 3.8)	0.187 (4.8)	0.062 (1.6)	1.000 (25.4)	100	M61-R4310	Fig. 44
** M6-187-175-342-RD	Red	18 to 12	0.062 to 0.15 (1.6 to 3.8)	0.187 (4.8)	0.062 (1.6)	1.750 (44.5)	100	M61-R4310	Fig. 44
** BM-187-175-342-RD	Red	18 to 12	0.062 to 0.15 (1.6 to 3.8)	0.187 (4.8)	0.062 (1.6)	1.000 (25.4)	1000	M61-R4310	Fig. 44
** M6-250-1-342-RD	Red	16 to 10	0.094 to 0.215 (2.4 to 5.5)	0.250 (6.4)	0.094 (2.4)	1.000 (25.4)	100	M61-R4310	Fig. 44
** M6-250-175-342-RD	Red	16 to 10	0.094 to 0.215 (2.4 to 5.5)	0.250 (6.4)	0.094 (2				

# Wire and cable materials

## PermaSleeve® Commercial Grade Heat-Shrink Labels (B-312)

PermaSleeve® Commercial Grade Wire Markers (B-312) provide business-class performance at a commercial price, so you can complete wire identification projects throughout your facility at a budget friendly cost. Superior Print Quality - Legible printing in temperatures ranging from -67 to 275° F (-55 to 135° C)



Catalog #	Color	Approx. wire gauge	Wire dia. range inch (mm)	Diameter as supplied B inch (mm)	Recovered diameter inch (mm)	Sleeve width A inch (mm)	Quantity per roll	Rec. ribbon	Figure
** BM-094-1-312	White	28 to 20	0.023 to 0.08 (0.6 to 2)	0.094 (2.4)	0.023 (0.6)	1.000 (25.4)	2500	M61-R6610	Fig. 44
** BM-094-175-312	White	28 to 20	0.023 to 0.08 (0.6 to 2)	0.094 (2.4)	0.023 (0.6)	1.750 (44.5)	2500	M61-R6610	Fig. 44
** BM-125-1-312	White	22 to 16	0.046 to 0.11 (1.2 to 2.8)	0.125 (3.2)	0.046 (1.2)	1.000 (25.4)	1000	M61-R6610	Fig. 44
** BM-125-175-312	White	22 to 16	0.046 to 0.11 (1.2 to 2.8)	0.125 (3.2)	0.046 (1.2)	1.750 (44.5)	1000	M61-R6610	Fig. 44
** BM-187-1-312	White	20 to 10	0.062 to 0.15 (1.6 to 3.8)	0.187 (4.8)	0.062 (1.6)	1.000 (25.4)	1000	M61-R6610	Fig. 44
** BM-187-175-312	White	20 to 10	0.062 to 0.15 (1.6 to 3.8)	0.187 (4.8)	0.062 (1.6)	1.750 (44.5)	1000	M61-R6610	Fig. 44
** BM-250-1-312	White	16 to 8	0.094 to 0.215 (2.4 to 5.5)	0.250 (6.4)	0.094 (2.4)	1.000 (25.4)	1000	M61-R6610	Fig. 44
** BM-250-175-312	White	16 to 8	0.094 to 0.215 (2.4 to 5.5)	0.250 (6.4)	0.094 (2.4)	1.750 (44.5)	1000	M61-R6610	Fig. 44
** BM-375-1-312	White	12 to 4	0.125 to 0.32 (3.2 to 8.1)	0.375 (9.5)	0.125 (3.2)	1.000 (25.4)	1000	M61-R6610	Fig. 44
** BM-375-175-312	White	12 to 4	0.125 to 0.32 (3.2 to 8.1)	0.375 (9.5)	0.125 (3.2)	1.750 (44.5)	1000	M61-R6610	Fig. 44
** BM-500-1-312	White	8 to 1	0.187 to 0.45 (4.8 to 11.4)	0.500 (12.7)	0.187 (4.8)	1.000 (25.4)	1000	M61-R6610	Fig. 44
** BM-500-175-312	White	8 to 1	0.187 to 0.45 (4.8 to 11.4)	0.500 (12.7)	0.187 (4.8)	1.750 (44.5)	1000	M61-R6610	Fig. 44
** BM-125-1-312-YL	Yellow	22 to 16	0.046 to 0.11 (1.2 to 2.8)	0.125 (3.2)	0.046 (1.2)	1.000 (25.4)	1000	M61-R6610	Fig. 44
** BM-125-175-312-YL	Yellow	22 to 16	0.046 to 0.11 (1.2 to 2.8)	0.125 (3.2)	0.046 (1.2)	1.750 (44.5)	1000	M61-R6610	Fig. 44
** BM-187-1-312-YL	Yellow	20 to 10	0.062 to 0.15 (1.6 to 3.8)	0.187 (4.8)	0.062 (1.6)	1.000 (25.4)	1000	M61-R6610	Fig. 44
** BM-187-175-312-YL	Yellow	20 to 10	0.062 to 0.15 (1.6 to 3.8)	0.187 (4.8)	0.062 (1.6)	1.750 (44.5)	1000	M61-R6610	Fig. 44
** BM-250-1-312-YL	Yellow	16 to 8	0.094 to 0.215 (2.4 to 5.5)	0.250 (6.4)	0.094 (2.4)	1.000 (25.4)	1000	M61-R6610	Fig. 44
** BM-250-175-312-YL	Yellow	16 to 8	0.094 to 0.215 (2.4 to 5.5)	0.250 (6.4)	0.094 (2.4)	1.750 (44.5)	1000	M61-R6610	Fig. 44
** BM-375-1-312-YL	Yellow	12 to 4	0.125 to 0.32 (3.2 to 8.1)	0.375 (9.5)	0.125 (3.2)	1.000 (25.4)	1000	M61-R6610	Fig. 44
** BM-375-175-312-YL	Yellow	12 to 4	0.125 to 0.32 (3.2 to 8.1)	0.375 (9.5)	0.125 (3.2)	1.750 (44.5)	1000	M61-R6610	Fig. 44

\*\* ⚠️ WARNING: Cancer www.P65Warnings.ca.gov

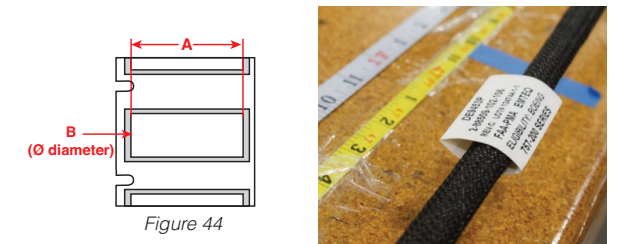
# Wire and cable materials

## PermaSleeve® Fluid Resistant Heat-Shrink Labels

• **B-344 PermaSleeve Wire Markers** are polyolefin heat-shrinkable sleeves with a 3:1 shrink ratio. They are for use in applications that require greater resistance to harsh chemicals such as fuels, lubricants and high-power cleaning solvents. Service temp: -67 to 267° F (-55 to 130.6° C).

**Meets specs:**  
SAE-AMS-DTL23053/6 (Class 1)  
SAE-AS-81531  
MIL-STD-202G, method 215K

**Tested per:**  
ASTM E162  
ASTM E662  
MIL-STD-202G



Catalog #	Color	Approx. wire gauge	Wire dia. range inch (mm)	Diameter as supplied B inch (mm)	Recovered diameter inch (mm)	Sleeve width A inch (mm)	Quantity per roll	Rec. ribbon	Figure
** BM-094-1-344	White	28 to 20	0.023 to 0.08 (0.6 to 2)	0.094 (2.4)	0.023 (0.6)	1.000 (25.4)	2500	M61-R6610	Fig. 44
** BM-125-1-344	White	22 to 16	0.046 to 0.11 (1.2 to 2.8)	0.125 (3.2)	0.046 (1.2)	1.000 (25.4)	1000	M61-R6610	Fig. 44
** BM-187-1-344	White	18 to 12	0.062 to 0.15 (1.6 to 3.8)	0.187 (4.8)	0.062 (1.6)	1.000 (25.4)	1000	M61-R6610	Fig. 44
** M6-187-175-344-WT	White	18 to 12	0.062 to 0.15 (1.6 to 3.8)	0.187 (4.8)	0.062 (1.6)	1.750 (44.5)	100	M61-R6610	Fig. 44
** BM-187-175-344	White	18 to 12	0.062 to 0.15 (1.6 to 3.8)	0.187 (4.8)	0.062 (1.6)	1.750 (44.5)	1000	M61-R6610	Fig. 44
** M6-250-1-344-WT	White	20 to 10	0.083 to 0.215 (2.1 to 5.5)	0.250 (6.4)	0.083 (2.1)	1.000 (25.4)	100	M61-R6610	Fig. 44
** BM-250-1-344	White	16 to 10	0.094 to 0.215 (2.4 to 5.5)	0.250 (6.4)	0.094 (2.4)	1.000 (25.4)	1000	M61-R6610	Fig. 44
** BM-375-1-344	White	12 to 6	0.125 to 0.32 (3.2 to 8.1)	0.375 (9.5)	0.125 (3.2)	1.000 (25.4)	1000	M61-R6610	Fig. 44
** M6-500-1-344-WT	White	8 to 1	0.166 to 0.45 (4.2 to 11.4)	0.500 (12.7)	0.166 (4.2)	1.000 (25.4)	100	M61-R6610	Fig. 44
** BM-500-1-344	White	8 to 1	0.187 to 0.45 (4.8 to 11.4)	0.500 (12.7)	0.187 (4.8)	1.000 (25.4)	1000	M61-R6610	Fig. 44
** BM-094-1-344-YL	Yellow	28 to 20	0.023 to 0.08 (0.6 to 2)	0.094 (2.4)	0.023 (0.6)	1.000 (25.4)	2500	M61-R6610	Fig. 44
** M6-250-1-344-YL	Yellow	20 to 10	0.083 to 0.215 (2.1 to 5.5)	0.250 (6.4)	0.083 (2.1)	1.000 (25.4)	100	M61-R6610	Fig. 44
** M6-250-175-344-YL	Yellow	20 to 10	0.083 to 0.215 (2.1 to 5.5)	0.250 (6.4)	0.083 (2.1)	1.750 (44.5)	100	M61-R6610	Fig. 44
** M6-750-175-344-BK	Black	8 to 1	0.25 to 0.7 (6.4 to 17.8)	0.750 (19.1)	0.250 (6.4)	1.750 (44.5)	100	M61-R6710-WT	Fig. 44

\*\* ⚠️ WARNING: Cancer www.P65Warnings.ca.gov

## QuickSleeve Handheld Sleeve Applicator


The QuickSleeve Handheld Sleeve Applicator is an intuitive multi-tool designed to help you quickly apply sleeves onto wires in three simple steps – just pick, slip and apply. This tool includes:

- Four specially designed slanted tubes sized for sleeve sizes 0.094, 0.125, 0.187 and 0.250 inches
- Built-in LED flashlight for use in low-lit conditions
- Terminal block sized screwdriver



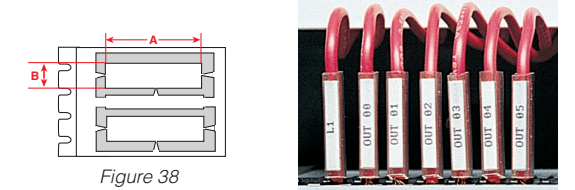
Catalog #	Description	Qty.
QS	QuickSleeve Handheld Sleeve Applicator	1 each

### Pick, slip and apply



## Durasleeve® wire marking inserts and carriers

• **B-390 Polypropylene Inserts** are designed to be printed and affixed to a wire using extruded, clear PVC carriers (sold separately). Service temp: -40 to 212° F (-40 to 100° C).



### Printable inserts

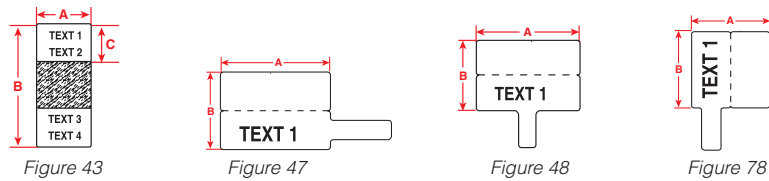
Catalog #	B#	Material	Color	Finish	Label width A inch (mm)	Label height B inch (mm)	Quantity per roll	Rec. ribbon	Figure
BM-15-390	B-390	Polypropylene	White	Matte	0.590 (15.0)	0.163 (4.1)	3,000	M61-R6610	Fig. 38
M6-15-390	B-390	Polypropylene	White	Matte	0.590 (15.0)	0.163 (4.1)	300	M61-R6610	Fig. 38
BM-30-390	B-390	Polypropylene	White	Matte	1.181 (30.0)	0.163 (4.1)	3,000	M61-R6610	Fig. 38
M6-30-390	B-390	Polypropylene	White	Matte	1.181 (30.0)	0.163 (4.1)	300	M61-R6610	Fig. 38

# Wire and cable materials

## Wire and cable flags

Adhesive wire flags allow more information on smaller diameter wires and permit you to handle and view labels without touching the wires.

- **B-425A T-Flag or P-Flag Matte Polypropylene** is ideal for applications requiring solvent resistance and excellent print performance. Service temp: -94 to 176° F (-70 to 80° C). UL, CSA recognized.
- **B-8425 T-Flag or P-Flag Gloss Polypropylene** with a permanent acrylic adhesive. Service temp: -94 to 194° F (-70 to 90° C). UL, CSA recognized.


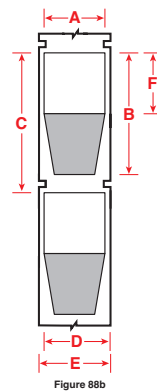


Catalog #	B#	Material	Color	Finish	Label width A inch (mm)	Label height B inch (mm)	Label area C inch (mm)	Quantity per roll	Rec. ribbon	Figure
<b>B-425A Polypropylene</b>										
M6-1-425-FT	B-425A	Polypropylene	White	Matte	1.180 (30.0)	0.788 (20.0)	-	250	M61-R4310	Fig. 48
M6-1-425-FP	B-425A	Polypropylene	White	Matte	1.180 (30.0)	0.788 (20.0)	-	250	M61-R4310	Fig. 47
M6-54-425-FT	B-425A	Polypropylene	White	Matte	1.490 (37.9)	1.575 (40.0)	-	100	M61-R4310	Fig. 78
M6-2-425-FP	B-425A	Polypropylene	White	Matte	1.750 (44.5)	1.000 (25.4)	-	100	M61-R4310	Fig. 78
<b>B-8425 Polypropylene</b>										
M6-1-8425-FP	B-8425	Polypropylene	White	Gloss	1.180 (30.0)	0.800 (20.3)	-	250	M61-R4310	Fig. 47
M6-1-8425-FT	B-8425	Polypropylene	White	Gloss	1.180 (30.0)	0.800 (20.3)	-	250	M61-R4310	Fig. 48

## Ultra Aggressive Adhesive Multi-Purpose Polyester Labels (B-483A)

Flag wires and cables faster with fewer re-wraps and fewer wasted labels. Patent pending all white design features non-adhesive printable flag with tapered adhesive non-printable wrap-around tail which nearly eliminates mismatched edges or exposed adhesive on the final flag

- **Fast** – flagging is much faster eliminating time spent on tedious edge alignment at end of wrap
- **Durable** – made of durable polyester material that resists abrasions, temperatures of -40 to 248° F (-40 to 120° C), and solvents such as fuel, oil and water
- **Permanent** - ultra aggressive rubber-based adhesive on the tapered wrapping side
- **“Wide” flag** ideal for high-text-content datacomm applications
- **UL Recognized** to UL969, CSA accepted, RoHS Compliant to 2011/65/EU (Pass 2015/863)



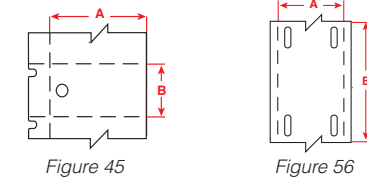
Catalog #	Color	Flag width A inch (mm)	Label length B inch (mm)	Printable Flag height F inch (mm)	Labels per roll	Rec. ribbon	Figure
M6-214-483	Gloss White	1.000 (25.4)	2.000 (50.8)	1.500 (38.1)	250	M61-R6010	Fig. 88b

Printer compatibility: unless otherwise noted, labels are compatible with M611, M610, M710 (with adapter)

# Wire and cable materials

## Multi-Purpose Tear Resistant Tags

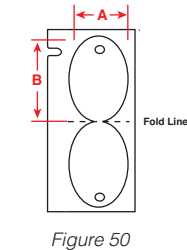
- **B-109 Non-adhesive Polyethylene Tags** have excellent tear- and chemical- resistance. They exhibit good weatherability, humidity resistance and legibility after solvent exposure. Service temp: -40 to 120° F (-40 to 49° C).



Catalog #	B#	Material	Color	Finish	Label width A inch (mm)	Label height B inch (mm)	Quantity per roll	Rec. ribbon	Figure
M6-12-109	B-109	Polyethylene	White	Matte	0.750 (19.1)	3.000 (76.2)	100	M61-R4310	Fig. 56
BM-12-109	B-109	Polyethylene	White	Matte	0.750 (19.1)	3.000 (76.2)	1000	M61-R4310	Fig. 56
M6-36-109	B-109	Polyethylene	White	Matte	1.750 (44.5)	1.125 (28.6)	250	M61-R4310	Fig. 45

## Oval Tags

- **B-145 Rigid Polyethylene Tags** are tear-resistant two-sided tags that can be used for a variety of hanging tag applications. Service temp: -40 to 212° F (-40 to 100° C).
- **B-145FR Rigid Fire-Retardant Polyethylene Tags** are tear-resistant two-sided tags that can be used for a variety of hanging tag applications where fire resistance is required. Service temp: -40 to 212° F (-40 to 100° C).



Catalog #	B#	Material	Color	Finish	Label width A inch (mm)	Label height B inch (mm)	Quantity per roll	Rec. ribbon	Figure
<b>B-145 Polyethylene Tags</b>									
* M6-144-145-GY	B-145	Polyethylene	Gray	Matte	0.750 (19.3)	1.206 (30.6)	100	M61-R6210	Fig. 50
* M6-145-145-GY	B-145	Polyethylene	Gray	Matte	1.000 (25.4)	1.750 (44.5)	100	M61-R6210	Fig. 50
<b>B-145FR Flame-Retardant Polyethylene Tags</b>									
* M6-144-145FR-GY	B-145	Polyethylene	Gray	Matte	0.750 (19.3)	1.206 (30.6)	100	M61-R6210	Fig. 50
* M6-145-145FR-GY	B-145	Polyethylene	Gray	Matte	1.000 (25.4)	1.750 (44.5)	100	M61-R6210	Fig. 50

\*Labels are not compatible with M710

## M610 Magnet Accessory

(Catalog Number: M610-MAGNET)

The heavy-duty magnet accessory\* allows you to go hands-free with your M610 printer. Simply attach the magnet to the back of your printer and then stick it to any magnetized surface.

\*Sold separately - see page 40



Printer compatibility: unless otherwise noted, labels are compatible with M611, M610, M710 (with adapter)

# Terminal block / patch panel materials

## Adhesive terminal block and patch panel labels

The printer's terminal block mode can serialize and pre-space to fit terminal blocks.

- **B-422 Aggressive Adhesive Multi-Purpose Polyester** with permanent acrylic-based adhesive. It is best for flat surfaces with rough textures requiring increased adhesion. Service temp: -40 to 212° F (-40 to 100° C). UL, CSA recognized.
- **B-430 Harsh Environment Multi-Purpose Clear Polyester** with a permanent acrylic-based adhesive. It withstands numerous solvents and can be applied to variable surfaces. Service temp: -94 to 212° F (-70 to 100° C). UL, CSA recognized.
- **B-483 Ultra Aggressive Adhesive Multi-Purpose Polyester** with permanent rubber-based adhesive for ultra-aggressive adhesion. It is best for flat applications with textured or powder-coated surfaces. Service temp: -40 to 248° F (-40 to 120° C). UL, CSA recognized.
- **B-498 Repositionable Multi-Purpose Vinyl Cloth** with a repositionable, rubber-based adhesive that removes cleanly from surfaces. Service temp: -40 to 176° F (-40 to 80° C). UL, CSA recognized.

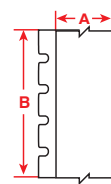



Figure 33

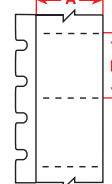


Figure 34 (perforated)

Catalog #	B#	Material	Color	Finish	Label width A inch (mm)	Roll Length B inch (mm)	Quantity per roll	Rec. ribbon	Figure
<b>B-422 Polyester</b>									
M6C-475-422	B-422	Polyester	White	Gloss	0.475 (12.1)	50 ft. (15.24 m)	1 roll (cont.)	M61-R4310	Fig. 33
M6C-625-422	B-422	Polyester	White	Gloss	0.625 (15.9)	50 ft. (15.24 m)	1 roll (cont.)	M61-R4310	Fig. 33
<b>B-430 Clear Polyester</b>									
M6-39-430	B-430	Polyester	Clear	Gloss	0.375 (9.5)	0.600 (15.2)	750	M61-R6010	Fig. 34
<b>B-483 Ultra-aggressive Polyester</b>									
M6C-500-483	B-483	Polyester	White	Gloss	0.500 (12.7)	50 ft. (15.24 m)	1 roll (cont.)	M61-R6010	Fig. 33
<b>B-498 Repositionable Vinyl Cloth</b>									
M6C-240-498	B-498	Vinyl cloth	White	Semi-gloss	0.240 (6.1)	30 ft. (9.14 m)	1 roll (cont.)	M61-R6610	Fig. 33
M6C-318-498	B-498	Vinyl cloth	White	Semi-gloss	0.318 (8.1)	30 ft. (9.14 m)	1 roll (cont.)	M61-R6610	Fig. 33
M6C-375-498	B-498	Vinyl cloth	White	Semi-gloss	0.375 (9.5)	30 ft. (9.14 m)	1 roll (cont.)	M61-R6610	Fig. 33
BMC-375-498	B-498	Vinyl cloth	White	Semi-gloss	0.375 (9.5)	275 ft. (83.82 m)	1 roll (cont.)	M61-R6610	Fig. 33
M6C-500-498	B-498	Vinyl cloth	White	Semi-gloss	0.500 (12.7)	30 ft. (9.14 m)	1 roll (cont.)	M61-R6610	Fig. 33

## High Tensile Polypropylene Inserts/Tags

- **B-412 Non-adhesive Polypropylene Strips** are highly-durable and designed for harsh environmental applications or where legibility and tensile strength are needed. Service temp: -40 to 212° F (-40 to 100° C).

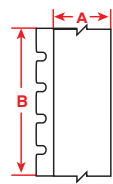


Figure 33

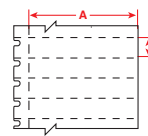


Figure 55



Catalog #	B#	Material	Color	Finish	Label width A inch (mm)	Label height B inch (mm)	Quantity per roll	Rec. ribbon	Figure
M6C-23-412	B-412	Polypropylene	White	Matte	0.230 (5.8)	50 ft. (15.24 m)	1 roll (cont.)	M61-R6210	Fig. 33
M6C-375-412	B-412	Polypropylene	White	Matte	0.375 (9.5)	50 ft. (15.25 m)	1 roll (cont.)	M61-R6210	Fig. 33
M6C-500-412	B-412	Polypropylene	White	Matte	0.500 (12.7)	50 ft. (15.25 m)	1 roll (cont.)	M61-R6210	Fig. 33
M6C-535-412	B-412	Polypropylene	White	Matte	0.535 (13.6)	50 ft. (15.25 m)	1 roll (cont.)	M61-R6210	Fig. 33
M6C-785-412	B-412	Polypropylene	White	Matte	0.785 (19.9)	50 ft. (15.25 m)	1 roll (cont.)	M61-R6210	Fig. 33
M6-40-412	B-412	Polypropylene	White	Matte	1.938 (49.2)	0.375 (9.5)	750	M61-R6210	Fig. 55
BM-40-412	B-412	Polypropylene	White	Matte	1.938 (49.2)	0.375 (9.5)	5000	M61-R6210	Fig. 55

Printer compatibility: unless otherwise noted, labels are compatible with M611, M610, M710 (with adapter)

# Raised panel materials

## Raised Panel Labels

- **B-593 Raised Panel Polyester** are foam-backed with a permanent acrylic adhesive and solvent resistance. Ideal as a substitute to engraved plates. Total label thickness: 0.0256 in. (0.650 mm). Service temp: -4 to 212° F (-20 to 100° C). UL, cUL recognized.

Due to the rigid nature of B-593 material, labels are fan-folded and feed into the printer through the bulk media slot.

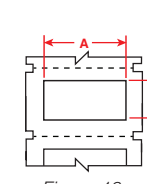


Figure 18

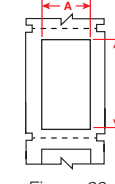


Figure 20

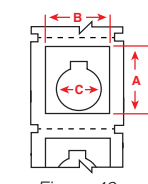


Figure 49

Catalog #	B#	Material	Color	Finish	Label width A inch (mm)	Label height B inch (mm)	Hole dia. inch (mm)	Quantity per roll	Rec. ribbon	Figure
<b>Rectangular format</b>										
M6-173-593	B-593	Polyester	White	Gloss	1.000 (25.4)	2.000 (50.8)	-	100	M61-R6010	Fig. 20
M6-176-593	B-593	Polyester	White	Gloss	1.000 (25.4)	3.000 (76.2)	-	50	M61-R6010	Fig. 20
M6-174-593	B-593	Polyester	White	Gloss	1.000 (25.4)	4.000 (101.6)	-	50	M61-R6010	Fig. 20
M6-171-593	B-593	Polyester	White	Gloss	1.060 (26.9)	0.500 (12.4)	-	200	M61-R6010	Fig. 18
M6-173-593-YL	B-593	Polyester	Yellow	Gloss	1.000 (25.4)	2.000 (50.8)	-	100	M61-R6010	Fig. 20
M6-176-593-YL	B-593	Polyester	Yellow	Gloss	1.000 (25.4)	3.000 (76.2)	-	50	M61-R6010	Fig. 20
M6-174-593-YL	B-593	Polyester	Yellow	Gloss	1.000 (25.4)	4.000 (101.6)	-	50	M61-R6010	Fig. 20
M6-171-593-YL	B-593	Polyester	Yellow	Gloss	1.060 (26.9)	0.500 (12.4)	-	200	M61-R6010	Fig. 18
M6-173-593-RD	B-593	Polyester	Red	Gloss	1.000 (25.4)	2.000 (50.8)	-	100	M61-R4410-WT	Fig. 20
M6-176-593-RD	B-593	Polyester	Red	Gloss	1.000 (25.4)	3.000 (76.2)	-	50	M61-R4410-WT	Fig. 20
M6-174-593-RD	B-593	Polyester	Red	Gloss	1.000 (25.4)	4.000 (101.6)	-	50	M61-R4410-WT	Fig. 20
M6-171-593-RD	B-593	Polyester	Red	Gloss	1.060 (26.9)	0.500 (12.4)	-	200	M61-R4410-WT	Fig. 18
M6-173-593-GN	B-593	Polyester	Green	Gloss	1.000 (25.4)	2.000 (50.8)	-	100	M61-R4410-WT	Fig. 20
M6-176-593-GN	B-593	Polyester	Green	Gloss	1.000 (25.4)	3.000 (76.2)	-	50	M61-R4410-WT	Fig. 20
M6-174-593-GN	B-593	Polyester	Green	Gloss	1.000 (25.4)	4.000 (101.6)	-	50	M61-R4410-WT	Fig. 20
M6-171-593-GN	B-593	Polyester	Green	Gloss	1.060 (26.9)	0.500 (12.4)	-	200	M61-R4410-WT	Fig. 18
M6-173-593-BK	B-593	Polyester	Black	Gloss	1.000 (25.4)	2.000 (50.8)	-	100	M61-R4410-WT	Fig. 20
M6-176-593-BK	B-593	Polyester	Black	Gloss	1.000 (25.4)	3.000 (76.2)	-	50	M61-R4410-WT	Fig. 20
M6-174-593-BK	B-593	Polyester	Black	Gloss	1.000 (25.4)	4.000 (101.6)	-	50	M61-R4410-WT	Fig. 20
M6-171-593-BK	B-593	Polyester	Black	Gloss	1.060 (26.9)	0.500 (12.4)	-	200	M61-R4410-WT	Fig. 18
M6-173-593-SL	B-593	Polyester	Silver	Gloss	1.000 (25.4)	2.000 (50.8)	-	100	M61-R6010	Fig. 20
M6-174-593-SL	B-593	Polyester	Silver	Gloss	1.000 (25.4)	4.000 (101.6)	-	50	M61-R6010	Fig. 20
M6-171-593-SL	B-593	Polyester	Silver	Gloss	1.060 (26.9)	0.500 (12.4)	-	200	M61-R6010	Fig. 18
<b>Push-button format</b>										
M6-167-593	B-593	Polyester	White	Gloss	1.200 (30.5)	1.500 (38.1)	0.886 (22.5)	100	M61-R6010	Fig. 49
M6-168-593	B-593	Polyester	White	Gloss	1.200 (30.5)	1.900 (48.3)	0.886 (22.5)	100	M61-R6010	Fig. 49
M6-169-593	B-593	Polyester	White	Gloss	1.800 (45.7)	1.800 (45.7)	1.201 (30.5)	100	M61-R6010	Fig. 49
M6-167-593-YL	B-593	Polyester	Yellow	Gloss	1.200 (30.5)	1.500 (38.1)	0.886 (22.5)	100	M61-R6010	Fig. 49
M6-168-593-YL	B-593	Polyester	Yellow	Gloss	1.200 (30.5)	1.900 (48.3)	0.886 (22.5)	100	M61-R6010	Fig. 49
M6-169-593-YL	B-593	Polyester	Yellow	Gloss	1.800 (45.7)	1.800 (45.7)	1.201 (30.5)	100	M61-R6010	Fig. 49
M6-167-593-RD	B-593	Polyester	Red	Gloss	1.200 (30.5)	1.500 (38.1)	0.886 (22.5)	100	M61-R4410-WT	Fig. 49
M6-168-593-RD	B-593	Polyester	Red	Gloss	1.200 (30.5)	1.900 (48.3)	0.886 (22.5)	100	M61-R4410-WT	Fig. 49
M6-169-593-RD	B-593	Polyester	Red	Gloss	1.800 (45.7)	1.800 (45.7)	1.201 (30.5)	100	M61-R4410-WT	Fig. 49
M6-167-593-GN	B-593	Polyester	Green	Gloss	1.200 (30.5)	1.500 (38.1)	0.886 (22.5)	100	M61-R4410-WT	Fig. 49
M6-168-593-GN	B-593	Polyester	Green	Gloss	1.200 (30.5)	1.900 (48.3)	0.886 (22.5)	100	M61-R4410-WT	Fig. 49
M6-169-593-GN	B-593	Polyester	Green	Gloss	1.800 (45.7)	1.800 (45.7)	1.201 (30.5)	100	M61-R4410-WT	Fig. 49
M6-167-593-BK	B-593	Polyester	Black	Gloss	1.200 (30.5)	1.500 (38.1)	0.886 (22.5)	100	M61-R4410-WT	Fig. 49
M6-168-593-BK	B-593	Polyester	Black	Gloss	1.200 (30.5)	1.900 (48.3)	0.886 (22.5)	100	M61-R4410-WT	Fig. 49
M6-169-593-BK	B-593	Polyester	Black	Gloss	1.800 (45.7)	1.800 (45.7)	1.201 (30.5)	100	M61-R4410-WT	Fig. 49

Printer compatibility: unless otherwise noted, labels are compatible with M611, M610, M710 (with adapter)

# Asset tracking materials

## Non-metallized asset tracking labels

- **B-422 Aggressive Adhesive Multi-Purpose Polyester** with permanent acrylic-based adhesive. Best for flat surfaces with rough textures requiring increased adhesion.  
Service temp: -40 to 212° F (-40 to 100° C). UL, CSA recognized.
- **B-423 Harsh Environment Multi-Purpose Polyester** with a permanent acrylic adhesive which adheres to glass, thermoset polyester plastic and polyvinyl fluoride plastic surfaces.  
Service temp: -94 to 230° F (-70 to 110° C). UL, CSA recognized.
- **B-430 Harsh Environment Multi-Purpose Clear Polyester** with a permanent acrylic-based adhesive. It withstands numerous solvents and can be applied to variable surfaces.  
Service temp: -94 to 212° F (-70 to 100° C). UL, CSA recognized.
- **B-483 Ultra Aggressive Adhesive Multi-Purpose Polyester** with a permanent rubber-based adhesive for ultra-aggressive adhesion. It is best for flat applications with textured or powder-coated surfaces.  
Service temp: -40 to 248° F (-40 to 120° C). UL, CSA recognized.
- **B-8591 All-Weather Polyester** is a topcoated film coated with an acrylic pressure sensitive adhesive, laminated to a silicone release liner. It features 12-year outdoor durability and UV resistance.  
Service temp: -94 to 230° F (-70 to 110° C). UL recognized.

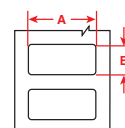


Figure 2

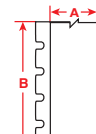


Figure 33

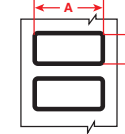


Figure 46 with black border

Catalog #	B#	Material	Color	Finish	Label width A inch (mm)	Label height B inch (mm)	Quantity per roll	Rec. ribbon	Figure
<b>B-422 Glossy Polyester</b>									
M6-39-422	B-422	Polyester	White	Gloss	0.375 (9.5)	0.600 (15.2)	750	M61-R6010	Fig. 2
M6C-375-422	B-422	Polyester	White	Gloss	0.375 (9.5)	50 ft. (15.24 m)	1 roll (cont.)	M61-R6010	Fig. 33
M6-5-422	B-422	Polyester	White	Gloss	0.500 (12.7)	0.200 (5.1)	750	M61-R6010	Fig. 2
M6-44-422	B-422	Polyester	White	Gloss	0.500 (12.7)	0.375 (9.5)	500	M61-R6010	Fig. 2
M6-7-422	B-422	Polyester	White	Gloss	0.500 (12.7)	0.500 (12.7)	500	M61-R6010	Fig. 2
M6C-500-422	B-422	Polyester	White	Gloss	0.500 (12.7)	50 ft. (15.24 m)	1 roll (cont.)	M61-R6010	Fig. 33
M6-16-422	B-422	Polyester	White	Gloss	1.000 (25.4)	0.375 (9.5)	500	M61-R6010	Fig. 2
M6-17-422	B-422	Polyester	White	Gloss	1.000 (25.4)	0.500 (12.7)	500	M61-R6010	Fig. 2
M6-19-422	B-422	Polyester	White	Gloss	1.000 (25.4)	1.000 (25.4)	250	M61-R6010	Fig. 2
M6C-1000-422	B-422	Polyester	White	Gloss	1.000 (25.4)	50 ft. (15.24 m)	1 roll (cont.)	M61-R6010	Fig. 33
M6-45-422	B-422	Polyester	White	Gloss	1.500 (38.1)	0.375 (9.5)	500	M61-R6010	Fig. 2
M6-29-422	B-422	Polyester	White	Gloss	1.500 (38.1)	0.500 (12.7)	500	M61-R6010	Fig. 2
M6-30-422	B-422	Polyester	White	Gloss	1.500 (38.1)	0.750 (19.1)	250	M61-R6010	Fig. 2
M6-32-422	B-422	Polyester	White	Gloss	1.500 (38.1)	1.500 (38.1)	250	M61-R6010	Fig. 2
M6C-1900-422	B-422	Polyester	White	Gloss	1.900 (48.3)	50 ft. (15.24 m)	1 roll (cont.)	M61-R6010	Fig. 33
M6-20-422	B-422	Polyester	White	Gloss	2.000 (50.8)	1.000 (25.4)	100	M61-R6010	Fig. 2
BM-20-422	B-422	Polyester	White	Gloss	2.000 (50.8)	1.000 (25.4)	1000	M61-R6010	Fig. 2
M6-22-422	B-422	Polyester	White	Gloss	3.000 (76.2)	1.000 (25.4)	100	M61-R6010	Fig. 2
M6-37-422	B-422	Polyester	White	Gloss	3.000 (76.2)	1.900 (48.3)	100	M61-R6010	Fig. 2
M6-23-422	B-422	Polyester	White	Gloss	4.000 (101.6)	1.000 (25.4)	100	M61-R6010	Fig. 2
M6-38-422	B-422	Polyester	White	Gloss	4.000 (101.6)	1.900 (48.3)	100	M61-R6010	Fig. 2
<b>B-423 Glossy Polyester</b>									
M6-1-423	B-423	Polyester	White	Gloss	0.250 (6.4)	0.250 (6.4)	750	M61-R6010	Fig. 2
M6-3-423	B-423	Polyester	White	Gloss	0.375 (9.5)	0.375 (9.5)	500	M61-R6010	Fig. 2
M6-4-423	B-423	Polyester	White	Gloss	0.400 (10.2)	0.400 (10.2)	500	M61-R6010	Fig. 2
M6-5-423	B-423	Polyester	White	Gloss	0.500 (12.7)	0.200 (5.1)	750	M61-R6010	Fig. 2
M6-6-423	B-423	Polyester	White	Gloss	0.500 (12.7)	0.275 (7.0)	750	M61-R6010	Fig. 2
M6-7-423	B-423	Polyester	White	Gloss	0.500 (12.7)	0.500 (12.7)	500	M61-R6010	Fig. 2
BM-7-423	B-423	Polyester	White	Gloss	0.500 (12.7)	0.500 (12.7)	5000	M61-R6010	Fig. 2
M6C-500-423	B-423	Polyester	White	Gloss	0.500 (12.7)	50 ft. (15.24 m)	1 roll (cont.)	M61-R6010	Fig. 33
M6-9-423	B-423	Polyester	White	Gloss	0.650 (16.5)	0.200 (5.1)	750	M61-R6010	Fig. 2
M6-10-423	B-423	Polyester	White	Gloss	0.750 (19.1)	0.250 (6.4)	750	M61-R6010	Fig. 2
M6-13-423	B-423	Polyester	White	Gloss	0.900 (22.9)	0.250 (6.4)	750	M61-R6010	Fig. 2
M6-14-423	B-423	Polyester	White	Gloss	1.000 (25.4)	0.187 (4.7)	750	M61-R6010	Fig. 2
M6-15-423	B-423	Polyester	White	Gloss	1.000 (25.4)	0.275 (7.0)	750	M61-R6010	Fig. 2
M6-16-423	B-423	Polyester	White	Gloss	1.000 (25.4)	0.375 (9.5)	500	M61-R6010	Fig. 2
BM-16-423	B-423	Polyester	White	Gloss	1.000 (25.4)	0.375 (9.5)	5000	M61-R6010	Fig. 2
M6-17-423	B-423	Polyester	White	Gloss	1.000 (25.4)	0.500 (12.7)	500	M61-R6010	Fig. 2
BM-17-423	B-423	Polyester	White	Gloss	1.000 (25.4)	0.500 (12.7)	5000	M61-R6010	Fig. 2
M6-19-423	B-423	Polyester	White	Gloss	1.000 (25.4)	1.000 (25.4)	250	M61-R6010	Fig. 2

Printer compatibility: unless otherwise noted, labels are compatible with M611, M610, M710 (with adapter)

Continue on next page.

# Asset tracking materials

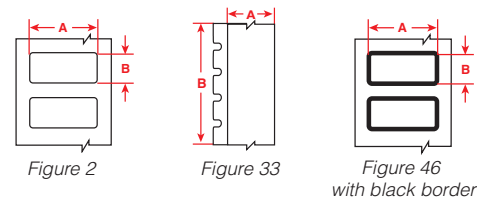

## Non-metallized asset tracking labels (continued)

Catalog #	B#	Material	Color	Finish	Label width A inch (mm)	Label height B inch (mm)	Quantity per roll	Rec. ribbon	Figure
BM-19-423	B-423	Polyester	White	Gloss	1.000 (25.4)	1.000 (25.4)	2500	M61-R6010	Fig. 2
M6-24-423-BK	B-423	Polyester	White	Gloss	1.130 (28.7)	0.500 (12.7)	500	M61-R6010	Fig. 46
M6-25-423	B-423	Polyester	White	Gloss	1.250 (31.8)	0.250 (6.4)	750	M61-R6010	Fig. 2
M6-26-423	B-423	Polyester	White	Gloss	1.250 (31.8)	2.750 (69.9)	100	M61-R6010	Fig. 2
M6-27-423	B-423	Polyester	White	Gloss	1.500 (38.1)	0.125 (3.2)	750	M61-R6010	Fig. 2
M6-28-423	B-423	Polyester	White	Gloss	1.500 (38.1)	0.250 (6.4)	750	M61-R6010	Fig. 2
M6-29-423	B-423	Polyester	White	Gloss	1.500 (38.1)	0.500 (12.7)	500	M61-R6010	Fig. 2
BM-29-423	B-423	Polyester	White	Gloss	1.500 (38.1)	0.500 (12.7)	5000	M61-R6010	Fig. 2
M6-30-423	B-423	Polyester	White	Gloss	1.500 (38.1)	0.750 (19.1)	250	M61-R6010	Fig. 2
M6-31-423	B-423	Polyester	White	Gloss	1.500 (38.1)	1.000 (25.4)	250	M61-R6010	Fig. 2
M6-32-423	B-423	Polyester	White	Gloss	1.500 (38.1)	1.500 (38.1)	250	M61-R6010	Fig. 2
M6-52-423	B-423	Polyester	White	Gloss	1.900 (48.3)	0.600 (15.2)	250	M61-R6010	Fig. 2
M6-2-423	B-423	Polyester	White	Gloss	2.000 (50.8)	0.250 (6.4)	100	M61-R6010	Fig. 2
M6-61-423	B-423	Polyester	White	Gloss	2.000 (50.8)	0.500 (12.7)	100	M61-R6010	Fig. 2
M6-20-423	B-423	Polyester	White	Gloss	2.000 (50.8)	1.000 (25.4)	100	M61-R6010	Fig. 2
BM-20-423	B-423	Polyester	White	Gloss	2.000 (50.8)	1.000 (25.4)	1000	M61-R6010	Fig. 2
M6-22-423	B-423	Polyester	White	Gloss	3.000 (76.2)	1.000 (25.4)	100	M61-R6010	Fig. 2
M6-37-423	B-423	Polyester	White	Gloss	3.000 (76.2)	1.900 (48.3)	100	M61-R6010	Fig. 2
M6-23-423	B-423	Polyester	White	Gloss	4.000 (101.6)	1.000 (25.4)	100	M61-R6010	Fig. 2
M6-38-423	B-423	Polyester	White	Gloss	4.000 (101.6)	1.900 (48.3)	100	M61-R6010	Fig. 2
<b>B-430 Clear Polyester</b>									
M6-71-430	B-430	Polyester	Clear	Gloss	0.350 (8.9)	0.200 (5.1)	750	M61-R6010	Fig. 2
M6C-375-430	B-430	Polyester	Clear	Gloss	0.375 (9.5)	50 ft. (15.24 m)	1 roll (cont.)	M61-R6010	Fig. 33
M6-6-430	B-430	Polyester	Clear	Gloss	0.500 (12.7)	0.275 (7.0)	750	M61-R6010	Fig. 2
M6-44-430	B-430	Polyester	Clear	Gloss	0.500 (12.7)	0.375 (9.5)	500	M61-R6010	Fig. 2
M6-7-430	B-430	Polyester	Clear	Gloss	0.500 (12.7)	0.500 (12.7)	500	M61-R6010	Fig. 2
M6C-500-430	B-430	Polyester	Clear	Gloss	0.500 (12.7)	50 ft. (15.24 m)	1 roll (cont.)	M61-R6010	Fig. 33
M6-9-430	B-430	Polyester	White	Gloss	0.650 (25.4)	0.200 (44.5)	750	M61-R6010	Fig. 2
M6-10-430	B-430	Polyester	White	Gloss	0.750 (19.1)	0.250 (6.4)	750	M61-R6010	Fig. 2
M6-16-430	B-430	Polyester	Clear	Gloss	1.000 (25.4)	0.375 (9.5)	500	M61-R6010	Fig. 2
M6-98-430	B-430	Polyester	White	Gloss	1.000 (25.4)	0.375 (9.5)	500	M61-R6010	Fig. 2
M6-17-430	B-430	Polyester	Clear	Gloss	1.000 (25.4)	0.500 (12.7)	500	M61-R6010	Fig. 2
M6-22-430	B-430	Polyester	Clear	Gloss	1.000 (25.4)	3.000 (76.2)	100	M61-R6010	Fig. 2
M6C-1000-430	B-430	Polyester	Clear	Gloss	1.000 (25.4)	50 ft. (15.24 m)	1 roll (cont.)	M61-R6010	Fig. 33
M6-198-430	B-430	Polyester	White	Gloss	1.250 (31.8)	2.750 (69.9)	100	M61-R6010	Fig. 2
M6-28-430	B-430	Polyester	Clear	Gloss	1.500 (38.1)	0.250 (6.4)	750	M61-R6010	Fig. 2
M6-45-430	B-430	Polyester	Clear	Gloss	1.500 (38.1)	0.375 (9.5)	500	M61-R6010	Fig. 2
M6-29-430	B-430	Polyester	Clear	Gloss	1.500 (38.1)	0.500 (12.7)	500	M61-R6010	Fig. 2
M6-30-430	B-430	Polyester	Clear	Gloss	1.500 (38.1)	0.750 (19.1)	250	M61-R6010	Fig. 2
M6-52-430	B-430	Polyester	Clear	Gloss	1.900 (48.3)	0.600 (15.2)	250	M61-R6010	Fig. 2
M6-78-430	B-430	Polyester	Clear	Gloss	1.900 (48.3)	1.000 (25.4)	250	M61-R6010	Fig. 2
M6-37-430	B-430	Polyester	Clear	Gloss	3.000 (76.2)	1.900 (48.3)	100	M61-R6010	Fig. 2
M6C-1900-430	B-430	Polyester	Clear	Gloss	1.900 (48.3)	50 ft. (15.24 m)	1 roll (cont.)	M61-R6010	Fig. 33
M6-61-430	B-430	Polyester	White	Gloss	2.000 (50.8)	0.500 (12.7)	100	M61-R6010	Fig. 2
<b>B-483 Ultra-aggressive Glossy Polyester</b>									
M6C-250-483	B-483	Polyester	White	Gloss	0.250 (6.4)	50 ft. (15.24 m)	1 roll (cont.)	M61-R6010	Fig. 33
M6-61-483	B-483	Polyester	White	Gloss	0.500 (12.7)	2.000 (50.8)	100	M61-R6010	Fig. 33
M6-62-483	B-483	Polyester	White	Gloss	0.750 (19.1)	4.000 (101.6)	50	M61-R6010	Fig. 2
M6-63-483	B-483	Polyester	White	Gloss	0.750 (19.1)	8.000 (203.2)	50	M61-R6010	Fig. 2
M6-16-483	B-483	Polyester	White	Gloss	1.000 (25.4)	0.375 (9.5)	500	M61-R6010	Fig. 2
M6-17-483	B-483	Polyester	White	Gloss	1.000 (25.4)	0.500 (12.7)	500	M61-R6010	Fig. 2
M6-19-483	B-483	Polyester	White	Gloss	1.000 (25.4)	1.000 (25.4)	250	M61-R6010	Fig. 2
M6C-1000-483	B-483	Polyester	White	Gloss	1.000 (25.4)	50 ft. (15.24 m)	1 roll (cont.)	M61-R6010	Fig. 33
M6-24-483-BK	B-483	Polyester	White	Gloss	1.130 (28.7)	0.500 (12.7)	500	M61-R6010	Fig. 46
M6C-1300-483	B-483	Polyester	White	Gloss	1.300 (33.0)	50 ft. (15.24 m)	1 roll (cont.)	M61-R6010	Fig. 33

# Asset tracking materials

## Metallized asset tracking labels

- **B-428 Metallized Matte Gray Polyester** with a light-gray appearance and has a permanent acrylic adhesive. Service temp: -40 to 248° F (-70 to 120° C). UL, CSA recognized.
- **B-435 Metallized Polyester** with a permanent acrylic-based adhesive. It withstands numerous solvents while maintaining excellent image quality. Service temp: -40 to 194° F (-40 to 90° C). UL, CSA recognized.
- **B-486B Ultra Aggressive Adhesive Metallized Matte Polyester** with a permanent rubber-based adhesive offers high adhesion to textured metals, powder coated surfaces and low surface energy plastics. It can withstand numerous solvents and variable temperatures when applied to various surfaces. Service temp: -40 to 248° F (-40 to 120° C). UL, CSA recognized.
- **B-8591 All-Weather Polyester** is a topcoated film coated with an acrylic pressure sensitive adhesive, laminated to a silicone release liner. It features 12-year outdoor durability and UV resistance. Service temp: -94 to 230° F (-70 to 110° C). UL recognized.\*



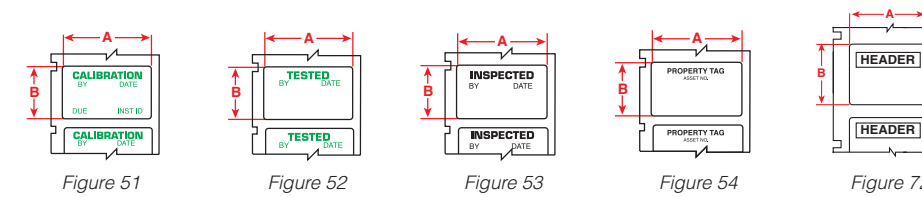
Catalog #	B#	Material	Color	Finish	Label width A inch (mm)	Label height B inch (mm)	Quantity per roll	Rec. ribbon	Figure
<b>B-428 Matte Metallized Polyester</b>									
M6C-500-428	B-428	Metallized polyester	Light gray	Matte	0.500 (12.7)	50 ft. (15.24 m)	1 roll (cont.)	M61-R4310	Fig. 33
M6-15-428	B-428	Metallized polyester	Light gray	Matte	1.000 (25.4)	0.275 (7.0)	750	M61-R4310	Fig. 2
M6-17-428	B-428	Metallized polyester	Light gray	Matte	1.000 (25.4)	0.500 (12.7)	500	M61-R4310	Fig. 2
BM-17-428	B-428	Metallized polyester	Light gray	Matte	1.000 (25.4)	0.500 (12.7)	5000	M61-R4310	Fig. 2
M6-22-428	B-428	Metallized polyester	Light gray	Matte	3.000 (76.2)	1.000 (25.4)	100	M61-R4310	Fig. 2
M6-24-428-BK	B-428	Metallized polyester	Light gray	Matte	1.130 (28.7)	0.500 (12.7)	500	M61-R4310	Fig. 46
M6-26-428	B-428	Metallized polyester	Light gray	Matte	1.250 (31.8)	2.750 (69.9)	100	M61-R4310	Fig. 2
M6-29-428	B-428	Metallized polyester	Light gray	Matte	1.500 (38.1)	0.500 (12.7)	500	M61-R4310	Fig. 2
M6-37-428	B-428	Metallized polyester	Light gray	Matte	3.000 (76.2)	1.900 (48.3)	100	M61-R4310	Fig. 2
M6-38-428	B-428	Metallized polyester	Light gray	Matte	4.000 (101.6)	1.900 (48.3)	100	M61-R4310	Fig. 2
M6-20-428	B-428	Metallized polyester	Light gray	Matte	2.000 (50.8)	1.000 (25.4)	100	M61-R4310	Fig. 2
BM-20-428	B-428	Metallized polyester	Light gray	Matte	2.000 (50.8)	1.000 (25.4)	1000	M61-R4310	Fig. 2
<b>B-435 Glossy Metallized Polyester</b>									
M6-16-435	B-435	Metallized polyester	Silver	Gloss	1.000 (25.4)	0.375 (9.5)	500	M61-R6010	Fig. 2
M6-17-435	B-435	Metallized polyester	Silver	Gloss	1.000 (25.4)	0.500 (12.7)	500	M61-R6010	Fig. 2
M6-29-435	B-435	Metallized polyester	Silver	Gloss	1.500 (38.1)	0.500 (12.7)	500	M61-R6010	Fig. 2
M6-30-435	B-435	Metallized polyester	Silver	Gloss	1.500 (38.1)	0.750 (19.1)	250	M61-R6010	Fig. 2
M6-31-435	B-435	Metallized polyester	Silver	Gloss	1.500 (38.1)	1.000 (25.4)	250	M61-R6010	Fig. 2
M6-32-435	B-435	Metallized polyester	Silver	Gloss	1.500 (38.1)	1.500 (38.1)	250	M61-R6010	Fig. 2
M6-37-435	B-435	Metallized polyester	Silver	Gloss	3.000 (76.2)	1.900 (48.3)	100	M61-R6010	Fig. 2
M6-38-435	B-435	Metallized polyester	Silver	Gloss	4.000 (101.6)	1.900 (48.3)	100	M61-R6010	Fig. 2
M6-20-435	B-435	Metallized polyester	Silver	Gloss	2.000 (50.8)	1.000 (25.4)	100	M61-R6010	Fig. 2
<b>B-486B Ultra-Aggressive Metallized Polyester</b>									
M6-16-486	B-486B	Metallized polyester	Light gray	Matte	1.000 (25.4)	0.375 (9.5)	500	M61-R4310	Fig. 2
M6-17-486	B-486B	Metallized polyester	Light gray	Matte	1.000 (25.4)	0.500 (12.7)	500	M61-R4310	Fig. 2
M6-19-486	B-486B	Metallized polyester	Light gray	Matte	1.000 (25.4)	1.000 (25.4)	250	M61-R4310	Fig. 2
M6-24-486-BK	B-486B	Metallized polyester	Light gray	Matte	1.130 (28.7)	0.500 (12.7)	500	M61-R4310	Fig. 46
M6-29-486	B-486B	Metallized polyester	Light gray	Matte	1.500 (38.1)	0.500 (12.7)	500	M61-R4310	Fig. 2
M6-30-486	B-486B	Metallized polyester	Light gray	Matte	1.500 (38.1)	0.750 (19.1)	250	M61-R4310	Fig. 2
M6-31-486	B-486B	Metallized polyester	Light gray	Matte	1.500 (38.1)	1.000 (25.4)	250	M61-R4310	Fig. 2
M6-32-486	B-486B	Metallized polyester	Light gray	Matte	1.500 (38.1)	1.500 (38.1)	250	M61-R4310	Fig. 2
M6-37-486	B-486B	Metallized polyester	Light gray	Matte	3.000 (76.2)	1.900 (48.3)	100	M61-R4310	Fig. 2
M6-38-486	B-486B	Metallized polyester	Light gray	Matte	4.000 (101.6)	1.900 (48.3)	100	M61-R4310	Fig. 2
M6-20-486	B-486B	Metallized polyester	Light gray	Matte	2.000 (50.8)	1.000 (25.4)	100	M61-R4310	Fig. 2
<b>B-8591 Outdoor Metallized Polyester</b>									
M6-196-8591-SL	B-8591	Polyester	Silver	Gloss	1.180 (30.0)	1.970 (50.0)	100	M61-R6610	Fig. 2

Printer compatibility: unless otherwise noted, labels are compatible with M611, M610, M710 (with adapter)

# Asset tracking materials

## Pre-printed calibration and testing labels

- **B-422 Aggressive Adhesive Multi-Purpose Polyester** with permanent acrylic-based adhesive. Best for flat surfaces with rough textures requiring increased adhesion. Service temp: -40 to 212° F (-40 to 100° C). UL, CSA recognized.
- **B-423 Harsh Environment Multi-Purpose Polyester** with a permanent acrylic adhesive which adheres to glass, thermoset polyester plastic and polyvinyl fluoride plastic surfaces. Service temp: -94 to 230° F (-70 to 110° C). UL, CSA recognized.
- **B-428 Metallized Matte Gray Polyester** with a light-gray appearance and has a permanent acrylic adhesive. Service temp: -40 to 248° F (-70 to 120° C). UL, CSA recognized.
- **B-483 Ultra Aggressive Adhesive Multi-Purpose Polyester** with a permanent rubber-based adhesive for ultra-aggressive adhesion. It is best for flat applications with textured or powder-coated surfaces. Service temp: -40 to 248° F (-40 to 120° C). UL, CSA recognized.



Catalog #	B#	Material	Color	Finish	Label width A inch (mm)	Label height B inch (mm)	Quantity per roll	Rec. ribbon	Figure
<b>B-422 Glossy Polyester</b>									
M6-35-422-PROP	B-422	Polyester	Black on white	Gloss	1.630 (41.4)	0.750 (19.1)	250	M61-R6010	Fig. 54
<b>B-423 Glossy Polyester</b>									
M6-30-423-CALI	B-423	Polyester	Green on white	Gloss	1.500 (19.1)	0.750 (38.1)	250	M61-R6010	Fig. 51
M6-30-423-TEST	B-423	Polyester	Green on white	Gloss	0.750 (19.1)	1.500 (38.1)	250	M61-R6010	Fig. 52
M6-30-423-INSPE	B-423	Polyester	Black on white	Gloss	1.500 (19.1)	0.750 (38.1)	250	M61-R6010	Fig. 53
M6-35-423-PROP	B-423	Polyester	Black on white	Gloss	1.630 (41.4)	0.750 (19.1)	250	M61-R6010	Fig. 54
<b>B-428 Matte Metallized Polyester</b>									
M6-30-428-CALI	B-428	Metallized polyester	Green on gray	Matte	0.750 (19.1)	1.500 (38.1)	250	M61-R4310	Fig. 51
M6-35-428-PROP	B-428	Metallized polyester	Black on lt. gray	Matte	1.625 (41.4)	0.750 (19.1)	250	M61-R4310	Fig. 54
<b>B-483 Ultra-aggressive Glossy Polyester</b>									
M6-37-483-WARNING	B-483	Polyester	White	Gloss	3.000 (76.2)	1.900 (48.3)	100	M61-R6010	Fig. 72
M6-38-483-WARNING	B-483	Polyester	White	Gloss	4.000 (101.6)	1.900 (48.3)	100	M61-R6010	Fig. 72

Printer compatibility: unless otherwise noted, labels are compatible with M611, M610, M710 (with adapter)

# Circuit board materials

## Static-dissipative labels for circuit boards and electronic components

- **B-473 Electrostatic Dissipative (ESD) Polyester** with a static dissipative acrylic adhesive and release liner. Service temp: -40 to 248° F (-40 to 120° C). UL, CSA recognized.
- **B-767 Electrostatic Dissipative (ESD) Polyimide** is a low-profile (2 mil) label with a permanent static-dissipative acrylic adhesive and static-dissipative release liner. Surface resistivity values in the recommended range for dissipative ESD packaging materials. Also meets requirements of ANSI/ESD S541-2008 for ESD Sensitive Items. Service temp: -112 to 293° F (-80 to 145° C). UL recognized.
- **B-768 Ultra-Thin Electrostatic Dissipative (ESD) Polyimide** is a low-profile (1 mil) label with permanent static-dissipative acrylic adhesive and static-dissipative release liner. It is designed to withstand the various processes, fluxes and cleaning solvents encountered in the manufacture of printed circuit boards. Surface resistivity values in the recommended range for dissipative ESD packaging materials. Also meets requirements of ANSI/ESD S541-2008 Packaging Material Standards. Service temp: -112 to 293° F (-80 to 145° C). UL recognized.
- **B-719 Ultra-Thin Matte Electrostatic Dissipative (ESD) Polyimide** is a low-profile (1 mil) label with permanent static-dissipative acrylic adhesive and static-dissipative release liner. Similar to B-768, but with a matte topcoat, which prevents solder balls from sticking after molten wave solder exposure. Surface resistivity values in the recommended range for dissipative ESD packaging materials. Also meets requirements of EIA-541. Service temp: -94 to 572° F (-70 to 300° C). UL recognized.

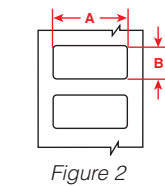


Figure 2

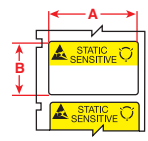


Figure 41

Catalog #	B#	Material	Color	Finish	Label width A inch (mm)	Label height B inch (mm)	Quantity per roll	Rec. ribbon	Figure
<b>B-473 Glossy Static Dissipative Polyester</b>									
** M6-1-473	B-473	Polyester	White	Gloss	0.250 (6.4)	0.250 (6.4)	750	M61-R6010	Fig. 2
** M6-5-473	B-473	Polyester	White	Gloss	0.500 (12.7)	0.200 (5.1)	750	M61-R6010	Fig. 2
** M6-6-473	B-473	Polyester	White	Gloss	0.500 (12.7)	0.275 (7.0)	750	M61-R6010	Fig. 2
** M6-9-473	B-473	Polyester	White	Gloss	0.650 (16.5)	0.200 (5.1)	750	M61-R6010	Fig. 2
** M6-10-473	B-473	Polyester	White	Gloss	0.750 (19.1)	0.250 (6.4)	750	M61-R6010	Fig. 2
** M6-16-473	B-473	Polyester	White	Gloss	1.000 (25.4)	0.375 (9.5)	500	M61-R6010	Fig. 2
** M6-17-473	B-473	Polyester	White	Gloss	1.000 (25.4)	0.500 (12.7)	500	M61-R6010	Fig. 2
** M6-28-473	B-473	Polyester	White	Gloss	1.500 (38.1)	0.250 (6.4)	750	M61-R6010	Fig. 2
<b>B-767 Glossy Static Dissipative Polyimide</b>									
** M6-1-767	B-767	Polyimide	White	Gloss	0.250 (6.4)	0.250 (6.4)	750	M61-R6310	Fig. 2
** M6-10-767	B-767	Polyimide	White	Gloss	0.250 (6.4)	0.750 (19.1)	750	M61-R6310	Fig. 2
** M6-3-767	B-767	Polyimide	White	Gloss	0.375 (9.5)	0.375 (9.5)	500	M61-R6310	Fig. 2
** M6-9-767	B-767	Polyimide	White	Gloss	0.650 (16.5)	0.200 (5.1)	750	M61-R6310	Fig. 2
** M6-25-767	B-767	Polyimide	White	Gloss	1.250 (31.8)	0.250 (6.4)	750	M61-R6310	Fig. 2
** M6-27-767	B-767	Polyimide	White	Gloss	1.500 (38.1)	0.125 (3.2)	750	M61-R6310	Fig. 2
** M6-28-767	B-767	Polyimide	White	Gloss	1.500 (38.1)	0.250 (6.4)	750	M61-R6310	Fig. 2
** M6-14-767	B-767	Polyimide	White	Gloss	1.000 (50.8)	0.187 (4.7)	750	M61-R6310	Fig. 2
** M6-2-767	B-767	Polyimide	White	Gloss	2.000 (50.8)	0.250 (6.4)	100	M61-R6310	Fig. 2
<b>B-768 Glossy Static Dissipative Polyimide</b>									
** M6-1-768	B-768	Polyimide	White	Gloss	0.250 (6.4)	0.250 (6.4)	750	M61-R6310	Fig. 2
** M6-10-768	B-768	Polyimide	White	Gloss	0.250 (6.4)	0.750 (19.1)	750	M61-R6310	Fig. 2
** M6-3-768	B-768	Polyimide	White	Gloss	0.375 (9.5)	0.375 (9.5)	500	M61-R6310	Fig. 2
** M6-16-768	B-768	Polyimide	White	Gloss	0.375 (9.5)	1.000 (25.4)	500	M61-R6310	Fig. 2
** M6-4-768	B-768	Polyimide	White	Gloss	0.400 (10.2)	0.400 (10.2)	500	M61-R6310	Fig. 2
** M6-6-768	B-768	Polyimide	White	Gloss	0.500 (12.7)	0.275 (7.0)	750	M61-R6310	Fig. 2
** M6-9-768	B-768	Polyimide	White	Gloss	0.650 (16.5)	0.200 (5.1)	750	M61-R6310	Fig. 2
** M6-13-768	B-768	Polyimide	White	Gloss	0.900 (22.9)	0.250 (6.4)	750	M61-R6310	Fig. 2
** M6-14-768	B-768	Polyimide	White	Gloss	1.000 (76.2)	0.187 (4.7)	750	M61-R6310	Fig. 2
** M6-28-768	B-768	Polyimide	White	Gloss	1.500 (38.1)	0.250 (6.4)	750	M61-R6310	Fig. 2
<b>B-719 Matte Static Dissipative Polyimide</b>									
** M6-10-719	B-719	Polyimide	White	Matte	0.250 (19.1)	0.750 (19.1)	750	M61-R6010	Fig. 2
** M6-16-719	B-719	Polyimide	White	Matte	0.375 (25.4)	0.375 (9.5)	500	M61-R6010	Fig. 2
** M6-4-719	B-719	Polyimide	White	Matte	0.400 (10.2)	0.400 (10.2)	500	M61-R6010	Fig. 2
** M6-6-719	B-719	Polyimide	White	Matte	0.500 (12.7)	0.275 (7.0)	750	M61-R6010	Fig. 2
** M6-9-719	B-719	Polyimide	White	Matte	0.650 (16.5)	0.200 (5.1)	750	M61-R6010	Fig. 2
** M6-13-719	B-719	Polyimide	White	Matte	0.900 (22.9)	0.250 (6.4)	750	M61-R6010	Fig. 2
** M6-17-719	B-719	Polyimide	White	Matte	1.000 (25.4)	0.500 (12.7)	500	M61-R6010	Fig. 2
** M6-28-719	B-719	Polyimide	White	Matte	1.500 (38.1)	0.250 (6.4)	750	M61-R6010	Fig. 2

\*\* ⚠️ **WARNING:** Cancer www.P65Warnings.ca.gov

**Printer compatibility:** unless otherwise noted, labels are compatible with M611, M610, M710 (with adapter)

# Circuit board materials

## High-temperature polyimide labels for circuit boards and electronic components

- **B-724 Matte Amber Ultra Heat Resistant Polyimide** is a matte polyimide with a permanent acrylic adhesive, designed to withstand the various processes, fluxes and cleaning solvents encountered in the manufacture of printed circuit boards. It is designed to withstand extremely high temperatures and can be used for top- or bottom-side component or board identification. When used with Brady R4300 series ribbons, it fulfills requirements for MIL-STD-202G Method 215K and SAE AS81531. Service temp: -94 to 572° F (-70 to 300° C).
- **B-797 Heat Resistant Polyimide** is a low-profile (2 mil) label with a permanent acrylic adhesive designed to withstand the various processes, fluxes and cleaning solvents encountered in the manufacture of printed circuit boards. It can be used for top- or bottom-side component or board identification. Its glossy topcoat provides excellent contrast and smear resistance. Service temp: -112 to 293° F (-80 to 145° C). UL recognized.

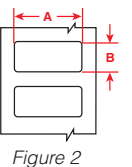



Figure 2

Catalog #	B#	Material	Color	Finish	Label width A inch (mm)	Label height B inch (mm)	Quantity per roll	Rec. ribbon	Figure
<b>B-724 Ultra-durable Amber Polyimide</b>									
M6-1-724	B-724	Polyimide	Amber	Matte	0.250 (6.4)	0.250 (6.4)	750	M61-R4310	Fig. 2
M6-10-724	B-724	Polyimide	Amber	Matte	0.250 (6.4)	0.750 (19.1)	750	M61-R4310	Fig. 2
M6-3-724	B-724	Polyimide	Amber	Matte	0.375 (9.5)	0.375 (9.5)	500	M61-R4310	Fig. 2
M6-16-724	B-724	Polyimide	Amber	Matte	0.375 (9.5)	1.000 (25.4)	500	M61-R4310	Fig. 2
M6-4-724	B-724	Polyimide	Amber	Matte	0.400 (10.2)	0.400 (10.2)	500	M61-R4310	Fig. 2
M6-6-724	B-724	Polyimide	Amber	Matte	0.500 (12.7)	0.275 (7.0)	750	M61-R4310	Fig. 2
M6-9-724	B-724	Polyimide	Amber	Matte	0.650 (16.5)	0.200 (5.1)	750	M61-R4310	Fig. 2
M6-13-724	B-724	Polyimide	Amber	Matte	0.900 (22.9)	0.250 (6.4)	750	M61-R4310	Fig. 2
M6-17-724	B-724	Polyimide	Amber	Matte	1.000 (25.4)	0.500 (12.7)	500	M61-R4310	Fig. 2
M6-25-724	B-724	Polyimide	Amber	Matte	1.250 (31.8)	0.250 (6.4)	750	M61-R4310	Fig. 2
M6-27-724	B-724	Polyimide	Amber	Matte	1.500 (38.1)	0.125 (3.2)	750	M61-R4310	Fig. 2
M6-28-724	B-724	Polyimide	Amber	Matte	1.500 (38.1)	0.250 (6.4)	750	M61-R4310	Fig. 2
M6-2-724	B-724	Polyimide	Amber	Matte	2.000 (50.8)	0.250 (6.4)	100	M61-R4310	Fig. 2
<b>B-797 Ultra-durable Glossy Polyimide</b>									
M6-1-797	B-797	Polyimide	White	Gloss	0.250 (6.4)	0.250 (6.4)	750	M61-R6310	Fig. 2
M6-3-797	B-797	Polyimide	White	Gloss	0.375 (9.5)	0.375 (9.5)	500	M61-R6310	Fig. 2
M6-4-797	B-797	Polyimide	White	Gloss	0.400 (10.2)	0.400 (10.2)	500	M61-R6310	Fig. 2
M6-6-797	B-797	Polyimide	White	Gloss	0.500 (12.7)	0.275 (7.0)	750	M61-R6310	Fig. 2
M6-9-797	B-797	Polyimide	White	Gloss	0.650 (16.5)	0.200 (5.1)	750	M61-R6310	Fig. 2
M6-10-797	B-797	Polyimide	White	Gloss	0.750 (19.1)	0.250 (6.4)	750	M61-R6310	Fig. 2
M6-13-797	B-797	Polyimide	White	Gloss	0.900 (22.9)	0.250 (6.4)	750	M61-R6310	Fig. 2
M6-16-797	B-797	Polyimide	White	Gloss	1.000 (25.4)	0.375 (9.5)	500	M61-R6310	Fig. 2
M6-14-797	B-797	Polyimide	White	Gloss	1.000 (101.6)	0.187 (4.7)	750	M61-R6310	Fig. 2
M6-28-797	B-797	Polyimide	White	Gloss	1.500 (38.1)	0.250 (6.4)	750	M61-R6310	Fig. 2
M6-2-797	B-797	Polyimide	White	Gloss	2.000 (50.8)	0.250 (6.4)	100	M61-R6310	Fig. 2

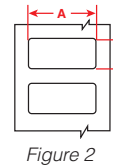
**Printer compatibility:** unless otherwise noted, labels are compatible with M611, M610, M710 (with adapter)



## General identification materials

### Tamper-indicating labels

- **B-351 Destructible Tamper Evident Matte Vinyl** with a permanent acrylic adhesive is designed to fracture easily to prevent one-piece removal. It has good resistance to solvents and humidity. Service temp: -40 to 176° F (-40 to 80° C). UL recognized.
- **B-362 Tamper Evident Metallized Vinyl** is designed to fracture easily to prevent one-piece removal. It has good resistance to solvents and humidity. Service temp: -94 to 176° F (-70 to 80° C). UL recognized.
- **B-7546 VOID Pattern Tamper Evident Polyester** with permanent acrylic adhesive leaves a VOID footprint when removed. Recommended 24-hour room temperature dwell before removal for full tamper evident performance. Service temp: -4 to 212° F (-20 to 100° C). UL, CSA recognized.
- **B-7576 VOID Pattern Tamper Evident Matte Metallized Polyester Labels** with an acrylic adhesive leaves a VOID footprint when the label is removed. In addition, a VOID pattern will appear on the metallic top surface of the label in order to prevent it from being reused. The adhesive nature of this material does not allow for repositioning and requires minimal handling in order to prevent prematurely exposing VOID pattern. Service temp: -94 to 212° F (-70 to 100° C). UL recognized.



Catalog #	B#	Material	Color	Finish	Label width A inch (mm)	Label height B inch (mm)	Quantity per roll	Rec. ribbon	Figure
<b>B-351 Destructible Vinyl</b>									
M6-17-351	B-351	Vinyl	White	Matte	1.000 (25.4)	0.500 (12.7)	500	M61-R6010	Fig. 2
M6-31-351	B-351	Vinyl	White	Matte	1.500 (38.1)	1.000 (25.4)	250	M61-R6010	Fig. 2
M6-20-351	B-351	Vinyl	White	Matte	2.000 (50.8)	1.000 (25.4)	100	M61-R6010	Fig. 2
M6-37-351	B-351	Vinyl	White	Matte	3.000 (76.2)	1.900 (48.3)	100	M61-R6010	Fig. 2
<b>B-362 Destructible Vinyl</b>									
M6-20-362	B-362	Vinyl	Silver	Gloss	2.000 (50.8)	1.000 (25.4)	100	M61-R6010	Fig. 2
M6-17-362	B-362	Vinyl	Silver	Gloss	1.000 (25.4)	0.500 (12.7)	500	M61-R6010	Fig. 2
M6-31-362	B-362	Vinyl	Silver	Gloss	1.500 (38.1)	1.000 (25.4)	250	M61-R6010	Fig. 2
M6-37-362	B-362	Vinyl	Silver	Gloss	3.000 (76.2)	1.900 (48.3)	100	M61-R6010	Fig. 2
<b>B-7546 VOID Footprint Polyester</b>									
M6-17-7546	B-7546	Polyester	White	Gloss	1.000 (25.4)	0.500 (12.7)	500	M61-R6010	Fig. 2
M6-31-7546	B-7546	Polyester	White	Gloss	1.500 (38.1)	1.000 (25.4)	250	M61-R6010	Fig. 2
M6-20-7546	B-7546	Polyester	White	Gloss	2.000 (50.8)	1.000 (25.4)	100	M61-R6010	Fig. 2
<b>B-7576 Metallized VOID Polyester</b>									
M6-31-7576	B-7576	Metallized polyester	Silver	Matte	1.500 (38.1)	1.000 (25.4)	250	M61-R6010	Fig. 2
M6-20-7576	B-7576	Metallized polyester	Silver	Matte	2.000 (50.8)	1.000 (25.4)	100	M61-R6010	Fig. 2
M6-37-7576	B-7576	Metallized polyester	Silver	Matte	3.000 (76.2)	1.900 (48.3)	100	M61-R6010	Fig. 2
M6-17-7576	B-7576	Metallized polyester	Silver	Matte	1.000 (25.4)	0.500 (12.7)	500	M61-R6010	Fig. 2

### All-Weather Vinyl Labels (B-595)

- Allows printer to create multicolor signs fast in a single print pass
- Headers meet NFPA 70E, OSHA 1910.145 and ASME / ANSI Z535 standards
- Indoor / outdoor grade material conforms to rough, highly textured and difficult-to-adhere-to surfaces

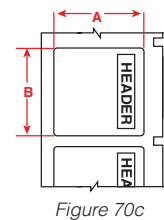


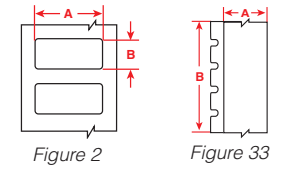
Diagram	Catalog #	B#	Material	Header	Label Height A Inch (mm)	Label Width B Inch (mm)	Labels Per Row	Labels Per Roll	Rec. Ribbon
Fig. 70c	M6-1400-595-WT	B-595	Vinyl		1.500 (38.1)	2.875 (73.0)	1	100	M61-R10010
Fig. 70c	M6-2400-595-WT	B-595	Vinyl		1.900 (48.3)	3.875 (98.4)	1	100	M61-R10010
Fig. 70c	M6-38-595-CAUTION	B-595	Vinyl	<b>CAUTION</b>	1.900 (48.3)	4.000 (101.6)	1	100	M61-R10010
Fig. 70c	M6-38-595-DANGER	B-595	Vinyl	<b>DANGER</b>	1.900 (48.3)	4.000 (101.6)	1	100	M61-R10010
Fig. 70c	M6-38-595-WARNING	B-595	Vinyl	<b>WARNING</b>	1.900 (48.3)	4.000 (101.6)	1	100	M61-R10010

Printer compatibility: unless otherwise noted, labels are compatible with M611, M610, M710 (with adapter)

## General identification materials

### General identification labels

- **B-424 Paper** is a top-coated label material with a permanent adhesive. It is designed for use in applications requiring a low-cost, general-purpose material. Service temp: -40 to 122° F (-40 to 50° C).
- **B-425A T-Flag or P-Flag Matte Polypropylene** is ideal for applications requiring excellent solvent resistance and print performance. Service temp: -94 to 176° F (-70 to 80° C). UL, CSA recognized.
- **B-432 Aggressive Adhesive Multi-Purpose Clear Polyester** has a permanent acrylic-based adhesive. It is designed for rough surfaces and applications where increased adhesion is required. Service temp: -40 to 212° F (-40 to 100° C). UL, CSA recognized.
- **B-459 Multi-Purpose Matte Polyester** has a permanent acrylic adhesive and excellent resistance to most chemicals, oils and water. Service temp: -40 to 212° F (-40 to 100° C)
- **B-488 Solvent Resistant Polyester** has a permanent acrylic adhesive and withstands numerous solvents and variable temperatures. Best for flat, smooth surfaces including stainless steel and polypropylene. Service temp: -40 to 293° F (-40 to 145° C)
- **B-489A Ultra Aggressive Adhesive Multi-Purpose Matte Polyester** with ultra-aggressive, permanent adhesive. It is designed for high adhesion to textured metals, low surface energy plastics and powder coated surfaces. Service temp: -40 to 248° F (-40 to 120° C). UL, CSA recognized.
- **B-8425 T-Flag or P-Flag Gloss Polypropylene** with a permanent acrylic adhesive is ideal for general labeling. Service temp: -94 to 194° F (-70 to 90° C). UL, CSA recognized.



Catalog #	B#	Material	Color	Finish	Label width A inch (mm)	Label height B inch (mm)	Quantity per roll	Rec. ribbon	Figure
<b>B-424 Paper</b>									
M6-80-424	B-424	Paper	White	Matte	0.750 (19.1)	0.900 (22.9)	250	M61-R4310	Fig. 2
M6-20-424	B-424	Paper	White	Matte	2.000 (50.8)	1.000 (25.4)	100	M61-R4310	Fig. 2
BM-20-424	B-424	Paper	White	Matte	2.000 (50.8)	1.000 (25.4)	1000	M61-R4310	Fig. 2
M6-22-424	B-424	Paper	White	Matte	3.000 (76.2)	1.000 (25.4)	100	M61-R4310	Fig. 2
M6-37-424	B-424	Paper	White	Matte	3.000 (76.2)	1.900 (48.3)	100	M61-R4310	Fig. 2
M6-38-424	B-424	Paper	White	Matte	4.000 (101.6)	1.900 (48.3)	100	M61-R4310	Fig. 2
<b>B-425A Polypropylene</b>									
M6-10-425	B-425A	Polypropylene	White	Matte	0.750 (19.1)	0.250 (6.4)	750	M61-R4310	Fig. 2
<b>B-432 Glossy Clear Polyester</b>									
M6C-250-432	B-432	Polyester	Clear	Gloss	0.250 (6.4)	50 ft. (15.24 m)	1 roll (cont.)	M61-R6010	Fig. 33
M6-11-432	B-432	Polyester	Clear	Gloss	0.500 (12.7)	0.750 (19.1)	500	M61-R6010	Fig. 2
M6C-500-432	B-432	Polyester	Clear	Gloss	0.500 (12.7)	50 ft. (15.24 m)	1 roll (cont.)	M61-R6010	Fig. 33
M6-10-432	B-432	Polyester	Clear	Gloss	0.750 (19.1)	0.250 (6.4)	750	M61-R6010	Fig. 2
M6-17-432	B-432	Polyester	Clear	Gloss	1.000 (25.4)	0.500 (12.7)	500	M61-R6010	Fig. 2
M6C-1000-432	B-432	Polyester	Clear	Gloss	1.000 (25.4)	50 ft. (15.24 m)	1 roll (cont.)	M61-R6010	Fig. 33
M6C-1900-432	B-432	Polyester	Clear	Gloss	1.900 (48.3)	50 ft. (15.24 m)	1 roll (cont.)	M61-R6010	Fig. 33
<b>B-459 Permanent Polyester</b>									
M6-29-459	B-459	Polyester	White	Matte	1.500 (38.1)	0.500 (12.7)	500	M61-R6010	Fig. 2
M6-30-459	B-459	Polyester	White	Matte	1.500 (38.1)	0.750 (19.1)	250	M61-R6010	Fig. 2
M6-20-459	B-459	Polyester	White	Matte	2.000 (50.8)	1.000 (25.4)	100	M61-R6010	Fig. 2
<b>B-488 Ultra-aggressive Polyester</b>									
M6-80-488	B-488	Polyester	White	Matte	0.750 (19.1)	0.900 (22.9)	250	M61-R4310	Fig. 2
M6-97-488	B-488	Polyester	White	Matte	0.900 (22.9)	0.900 (22.9)	250	M61-R4310	Fig. 2
M6-81-488	B-488	Polyester	White	Matte	1.900 (48.3)	0.250 (6.4)	750	M61-R4310	Fig. 2
M6-78-488	B-488	Polyester	White	Matte	1.900 (48.3)	1.000 (25.4)	250	M61-R4310	Fig. 2
<b>B-489A Ultra-aggressive Polyester</b>									
M6C-250-489	B-489A	Polyester	White	Matte	0.250 (6.4)	50 ft. (15.24 m)	1 roll (cont.)	M61-R4310	Fig. 33
M6C-500-489	B-489A	Polyester	White	Matte	0.500 (12.7)	50 ft. (15.24 m)	1 roll (cont.)	M61-R4310	Fig. 33
M6-16-489	B-489A	Polyester	White	Matte	1.000 (25.4)	0.375 (9.5)	500	M61-R4310	Fig. 2
M6-17-489	B-489A	Polyester	White	Matte	1.000 (25.4)	0.500 (12.7)	500	M61-R4310	Fig. 2
M6-19-489	B-489A	Polyester	White	Matte	1.000 (25.4)	1.000 (25.4)	250	M61-R4310	Fig. 2
M6C-1000-489	B-489A	Polyester	White	Matte	1.000 (25.4)	50 ft. (15.24 m)	1 roll (cont.)	M61-R4310	Fig. 33
M6C-1300-489	B-489A	Polyester	White	Matte	1.300 (33.0)	50 ft. (15.24 m)	1 roll (cont.)	M61-R4310	Fig. 33
M6-29-489	B-489A	Polyester	White	Matte	1.500 (38.1)	0.500 (12.7)	500	M61-R4310	Fig. 2
M6-30-489	B-489A	Polyester	White	Matte	1.500 (38.1)	0.750 (19.1)	250	M61-R4310	Fig. 2
M6-31-489	B-489A	Polyester	White	Matte	1.500 (38.1)	1.000 (25.4)	250	M61-R4310	Fig. 2
M6-32-489	B-489A	Polyester	White	Matte	1.500 (38.1)	1.500 (38.1)	250	M61-R4310	Fig. 2
M6C-1900-489	B-489A	Polyester	White	Matte	1.900 (48.3)	50 ft. (15.24 m)	1 roll (cont.)	M61-R4310	Fig. 33
M6-20-489	B-489A	Polyester	White	Matte	2.000 (50.8)	1.000 (25.4)	100	M61-R4310	Fig. 2
M6-37-489	B-489A	Polyester	White	Matte	3.000 (76.2)	1.900 (48.3)	100	M61-R4310	Fig. 2
M6-38-489	B-489A	Polyester	White	Matte	4.000 (101.6)	1.900 (48.3)	100	M61-R4310	Fig. 2
<b>B-8425 Polypropylene</b>									
M6-10-8425	B-8425	Polypropylene	White	Gloss	0.750 (19.1)	0.250 (6.4)	750	M61-R6010	Fig. 2

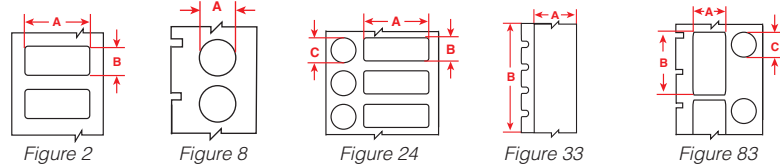

Printer compatibility: unless otherwise noted, labels are compatible with M611, M610, M710 (with adapter)



## Laboratory tube and vial labels

FreezerBondz™ labels can be applied to room temperature or already frozen samples, with a small overlap. The label remains legible and will stick to the tube during processing, even when immersed in liquid- or vapor-phase nitrogen or placed in ultra-low temperature freezer storage.

- **B-490 FreezerBondz™ Cryogenic Matte Polyester** is designed for use in laboratory identification including liquid nitrogen and freezer applications. It adheres to frozen tubes and vials when wrapped around itself by at least 1/8 inch. Service temp: -320 to 266° F (-196 to 130° C).
- **B-492 FreezerBondz™ Ultra-Thin Cryogenic Polyester** is an ultra-thin material designed for use in laboratory identification including liquid nitrogen and freezer applications. It adheres to frozen tubes and vials when wrapped around itself by at least 1/8 inch. Service temp: -320 to 230° F (-196 to 110° C).
- **B-499 Aggressive Adhesive Multi-Purpose Nylon** with a permanent acrylic adhesive. It is very pliable making it ideal for conforming to tubes and vials. It withstands environments where heat, cold, oil and dirt are present. Service temp: -40 to 194° F (-40 to 90° C). UL, CSA recognized.
- **B-7425 Chemical and Temperature Resistant Polypropylene** with a permanent acrylic adhesive can be applied to dry, room temperature specimen containers. It withstands exposure to harsh environments including liquid nitrogen and autoclaves. Chemical resistance to ethanol, DMSO, IPS, short-term xylene, 10% formalin, 50% acetic acid and toluene. Service temp: -112 to 158° F (-80 to 70° C).



Catalog #	B#	Material	Color	Finish	Label width A inch (mm)	Label height B inch (mm)	Secondary label C inch (mm)	Quantity per roll	Rec. ribbon	Figure
<b>B-490 Freezerbondz Matte Polyester</b>										
M6-124-490	B-490	Polyester	White	Matte	0.500 (41.9)	1.650 (41.3)	-	500	M61-R4310	Fig. 2
M6-203-490	B-490	Polyester	White	Matte	1.000 (25.4)	1.750 (44.5)	-	250	M61-R4310	Fig. 2
M6-112-490	B-490	Polyester	White	Matte	1.250 (31.8)	0.375 (9.5)	-	500	M61-R4310	Fig. 2
M6-113-490	B-490	Polyester	White	Matte	1.500 (38.1)	2.200 (55.9)	-	100	M61-R4310	Fig. 2
M6-114-490	B-490	Polyester	White	Matte	1.500 (38.1)	3.875 (98.4)	-	100	M61-R4310	Fig. 2
M6-76-490	B-490	Polyester	White	Matte	1.625 (41.3)	0.600 (15.2)	-	250	M61-R4310	Fig. 2
M6-126-490	B-490	Polyester	White	Matte	1.800 (45.7)	0.600 (15.2)	-	250	M61-R4310	Fig. 2
M6-78-490	B-490	Polyester	White	Matte	1.900 (48.3)	1.000 (25.4)	-	250	M61-R4310	Fig. 2
<b>B-492 Ultra-thin Freezerbondz Polyester</b>										
M6-82-492	B-492	Polyester	White	Matte	0.375 (9.5) dia.	-	-	500	M61-R6410	Fig. 8
M6-83-492	B-492	Polyester	White	Matte	0.500 (12.7) dia.	-	-	500	M61-R6410	Fig. 8
M6C-500-492	B-492	Polyester	White	Matte	0.500 (12.7)	50 ft. (15.24 m)	-	1 roll (cont.)	M61-R6410	Fig. 33
M6-124-492	B-492	Polyester	White	Matte	0.500 (41.9)	1.650 (41.3)	-	500	M61-R6410	Fig. 2
M6-205-492	B-492	Polyester	White	Matte	0.600 (15.4)	1.625 (41.3)	0.375 (9.5) dia.	250	M61-R6410	Fig. 83
M6-130-492	B-492	Polyester	White	Matte	0.825 (9.5)	0.375 (9.5)	-	500	M61-R6410	Fig. 2
M6-117-492	B-492	Polyester	White	Matte	0.900 (22.9)	0.500 (12.7)	0.500 (12.7) dia.	500	M61-R6410	Fig. 24
M6-156-492	B-492	Polyester	White	Matte	0.900 (25.4)	1.000 (25.4)	-	250	M61-R6410	Fig. 2
M6-98-492	B-492	Polyester	White	Matte	1.000 (25.4)	0.375 (9.5)	0.375 (9.5) dia.	500	M61-R6410	Fig. 24
M6-17-492	B-492	Polyester	White	Matte	1.000 (25.4)	0.500 (12.7)	-	250	M61-R6410	Fig. 2
M6-120-492	B-492	Polyester	White	Matte	1.000 (25.4)	0.500 (12.7)	0.375 (9.5) dia.	250	M61-R6410	Fig. 24
M6-19-492	B-492	Polyester	White	Matte	1.000 (25.4)	1.000 (25.4)	-	250	M61-R6410	Fig. 2
M6-203-492	B-492	Polyester	White	Matte	1.000 (25.4)	1.750 (44.5)	-	250	M61-R6410	Fig. 2
M6-204-492	B-492	Polyester	White	Matte	1.000 (25.4)	1.900 (25.4)	-	250	M61-R6410	Fig. 2

Continue on next page.

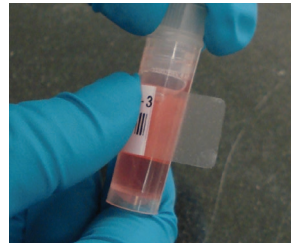
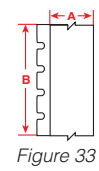
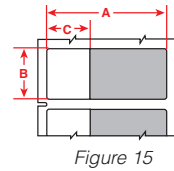
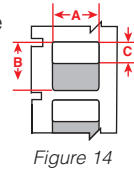
## Laboratory tube and vial labels (continued)

Catalog #	B#	Material	Color	Finish	Label width A inch (mm)	Label height B inch (mm)	Secondary label C inch (mm)	Quantity per roll	Rec. ribbon	Figure
<b>B-499 Nylon Cloth</b>										
M6-82-499	B-499	Nylon cloth	White	Matte	0.375 (9.5) dia.	-	-	500	M61-R4310	Fig. 8
M6-83-499	B-499	Nylon cloth	White	Matte	0.500 (12.7) dia.	-	-	500	M61-R4310	Fig. 8
M6-82-499-YL	B-499	Nylon cloth	Yellow	Matte	0.375 (9.5) dia.	-	-	500	M61-R4310	Fig. 8
M6-83-499-YL	B-499	Nylon cloth	Yellow	Matte	0.500 (12.7) dia.	-	-	500	M61-R4310	Fig. 8
M6-82-499-OR	B-499	Nylon cloth	Orange	Matte	0.375 (9.5) dia.	-	-	500	M61-R4310	Fig. 8
M6-83-499-OR	B-499	Nylon cloth	Orange	Matte	0.500 (12.7) dia.	-	-	500	M61-R4310	Fig. 8
M6-82-499-RD	B-499	Nylon cloth	Red	Matte	0.375 (9.5) dia.	-	-	500	M61-R4310	Fig. 8
M6-83-499-RD	B-499	Nylon cloth	Red	Matte	0.500 (12.7) dia.	-	-	500	M61-R4310	Fig. 8
M6-16-499	B-499	Nylon cloth	White	Matte	0.375 (9.5)	1.000 (25.4)	-	500	M61-R4310	Fig. 2
M6C-375-499	B-499	Nylon cloth	White	Matte	0.375 (9.5)	30 ft. (9.14 m)	-	1 roll (cont.)	M61-R4310	Fig. 33
M6-11-499	B-499	Nylon cloth	White	Matte	0.500 (12.7)	0.750 (19.1)	-	500	M61-R4310	Fig. 2
M6-29-499	B-499	Nylon cloth	White	Matte	0.500 (12.7)	1.500 (38.1)	-	500	M61-R4310	Fig. 2
M6-47-499	B-499	Nylon cloth	White	Matte	0.500 (12.7)	1.000 (25.4)	-	500	M61-R4310	Fig. 2
M6C-500-499	B-499	Nylon cloth	White	Matte	0.500 (12.7)	30 ft. (9.14 m)	-	1 roll (cont.)	M61-R4310	Fig. 33
M6C-750-499	B-499	Nylon cloth	White	Matte	0.750 (19.1)	30 ft. (9.14 m)	-	1 roll (cont.)	M61-R4310	Fig. 33
M6-130-499	B-499	Nylon cloth	White	Matte	0.825 (9.5)	0.375 (9.5)	-	500	M61-R4310	Fig. 2
M6-117-499	B-499	Nylon cloth	White	Matte	0.900 (22.9)	0.500 (12.7)	0.500 (12.7) dia.	500	M61-R4310	Fig. 24
M6-84-499	B-499	Nylon cloth	White	Matte	0.900 (22.9)	0.500 (12.7)	-	500	M61-R4310	Fig. 2
M6-98-499	B-499	Nylon cloth	White	Matte	1.000 (25.4)	0.375 (9.5)	0.375 (9.5) dia.	500	M61-R4310	Fig. 24
M6-120-499	B-499	Nylon cloth	White	Matte	1.000 (25.4)	0.500 (12.7)	0.375 (9.5) dia.	250	M61-R4310	Fig. 24
M6C-1000-499	B-499	Nylon cloth	White	Matte	1.000 (25.4)	30 ft. (9.14 m)	-	1 roll (cont.)	M61-R4310	Fig. 33
M6-81-499	B-499	Nylon cloth	White	Matte	1.900 (48.3)	0.250 (6.4)	-	750	M61-R4310	Fig. 2
M6-132-499	B-499	Nylon cloth	White	Matte	1.500 (38.1)	1.250 (31.8)	-	250	M61-R4310	Fig. 2
<b>B-7425 Polypropylene</b>										
M6-2-7425	B-7425	Polypropylene	White	Matte	0.250 (6.4)	2.000 (50.8)	-	100	M61-R6410	Fig. 2
M6-98-7425	B-7425	Polypropylene	White	Matte	1.000 (25.4)	0.375 (9.5)	0.375 (9.5) dia.	500	M61-R6410	Fig. 24
M6-17-7425	B-7425	Polypropylene	White	Matte	1.000 (25.4)	0.500 (12.7)	-	500	M61-R6410	Fig. 2
M6-18-7425	B-7425	Polypropylene	White	Matte	1.000 (19.1)	0.750 (19.1)	-	250	M61-R6410	Fig. 2
M6-199-7425	B-7425	Polypropylene	White	Matte	1.300 (33.0)	0.600 (15.2)	-	250	M61-R6410	Fig. 2
M6-31-7425	B-7425	Polypropylene	White	Matte	1.500 (38.1)	1.000 (25.4)	-	250	M61-R6410	Fig. 2
M6-121-7425	B-7425	Polypropylene	White	Matte	1.900 (48.3)	1.500 (38.1)	-	100	M61-R6410	Fig. 2

# Laboratory materials

## Self-Laminating Cryogenic Polyester Labels

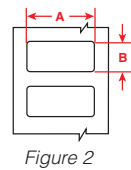
• **B-461 Polyester Film** is available in all-white or self-laminating format. It provides excellent smudge and solvent resistance. When laminated around itself, it performs well in laboratory environments such as liquid nitrogen, autoclave, freezer and hot water bath applications. Service temp: -321 to 230° F (-196 to 110° C).



Catalog #	B#	Material	Color	Finish	Label width A inch (mm)	Label height B inch (mm)	Print-on area C inch (mm)	Quantity per roll	Rec. ribbon	Figure
<b>B-461 Polyester Film – self-laminating format</b>										
M6-202-461	B-461	Polyester	Clear / white	Matte	0.500 (12.7)	1.650 (41.3)	0.750 (19.1)	100	M61-R4310	Fig. 14
M6-201-461	B-461	Polyester	Clear / white	Matte	0.600 (15.2)	1.800 (45.7)	1.000 (25.4)	100	M61-R4310	Fig. 14
M6-86-461	B-461	Polyester	Clear / white	Matte	0.600 (15.2)	2.625 (66.7)	1.000 (25.4)	100	M61-R4310	Fig. 14
M6-203-461	B-461	Polyester	Clear / white	Matte	1.000 (25.4)	1.750 (44.5)	1.000 (25.4)	100	M61-R4310	Fig. 14
M6-75-461-YL	B-461	Polyester	Clear / yellow	Matte	1.000 (25.4)	2.625 (66.7)	1.000 (25.4)	100	M61-R4310	Fig. 14
BM-75-461	B-461	Polyester	Clear / white	Matte	1.000 (25.4)	2.625 (66.7)	1.000 (25.4)	1,000	M61-R4310	Fig. 14
M6-123-461	B-461	Polyester	Clear / white	Matte	1.125 (28.6)	0.375 (9.5)	0.750 (19.1)	500	M61-R4310	Fig. 15
M6-122-461	B-461	Polyester	Clear / white	Matte	1.125 (28.6)	0.500 (12.7)	0.750 (19.1)	500	M61-R4310	Fig. 15
M6-108-461	B-461	Polyester	Clear / white	Matte	1.500 (38.1)	0.187 (4.8)	0.187 (4.7)	750	M61-R4310	Fig. 15
M6-157-461	B-461	Polyester	Clear / white	Matte	1.500 (38.1)	2.500 (63.5)	0.750 (19.1)	100	M61-R4310	Fig. 14
M6-76-461	B-461	Polyester	Clear / white	Matte	1.625 (41.3)	0.600 (15.2)	1.000 (25.4)	250	M61-R4310	Fig. 15
M6-73-461	B-461	Polyester	Clear / white	Matte	1.800 (45.7)	0.375 (9.5)	0.750 (19.1)	500	M61-R4310	Fig. 15
M6-72-461	B-461	Polyester	Clear / white	Matte	1.800 (45.7)	0.500 (12.7)	0.750 (19.1)	500	M61-R4310	Fig. 15
M6-74-461	B-461	Polyester	Clear / white	Matte	2.200 (55.9)	0.500 (12.7)	0.750 (19.1)	100	M61-R4310	Fig. 14
M6-75-461	B-461	Polyester	Clear / white	Matte	2.625 (66.7)	1.000 (25.4)	1.000 (25.4)	100	M61-R4310	Fig. 14
M6-77-461	B-461	Polyester	Clear / white	Matte	3.500 (88.9)	1.500 (38.1)	1.500 (38.1)	100	M61-R4310	Fig. 14
M6-79-461	B-461	Polyester	Clear / white	Matte	3.750 (95.3)	0.750 (19.1)	1.000 (25.4)	100	M61-R4310	Fig. 14
<b>B-461 Polyester Film – all white format</b>										
M6C-375-461	B-461	Polyester	White	Matte	0.375 (9.5)	50 ft. (15.24 m)	-	1 roll (cont.)	M61-R4310	Fig. 33
M6C-500-461	B-461	Polyester	White	Matte	0.500 (12.7)	50 ft. (15.24 m)	-	1 roll (cont.)	M61-R4310	Fig. 33

## StainerBondz Microscope Slide Matte Polyester Labels

• **B-481 StainerBondz™ Matte Polyester** with extreme chemical resistance and withstands the rigors of typical deparaffinization, including ethanol, xylene and H and E staining process. Service temp: -112 to 266° F (-80 to 130° C).



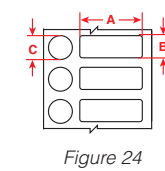
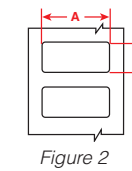
Catalog #	B#	Material	Color	Finish	Label width A inch (mm)	Label height B inch (mm)	Quantity per roll	Rec. ribbon	Figure
M6-194-481	B-481	Polyester	White	Matte	0.750 (19.1)	0.750 (22.9)	250	M61-R6410	Fig. 2
M6-195-481	B-481	Polyester	White	Matte	0.900 (22.9)	0.375 (9.5)	500	M61-R6410	Fig. 2
M6-97-481	B-481	Polyester	White	Matte	0.900 (22.9)	0.900 (22.9)	250	M61-R6410	Fig. 2

Printer compatibility: unless otherwise noted, labels are compatible with M611, M610, M710 (with adapter)

# Laboratory materials

## Color polyester laboratory labels

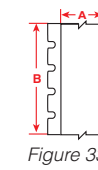
• **B-494 Color Polyester** has a permanent acrylic adhesive and is resistant to common lab chemicals like ethanol and xylene. Labels have a color bar that allows for visual differentiation of test specimens within user processes. Vial top labels are solid color. Service temp: -320 to 158° F (-196 to 70° C).



Catalog #	B#	Material	Color	Finish	Label width A inch (mm)	Label height B inch (mm)	Secondary label inch (mm)	Quantity per roll	Rec. ribbon	Figure
M6-98-494-BL	B-494	Polyester	Blue / white	Gloss	1.000 (25.4)	0.375 (9.5)	0.375 (9.5) dia.	500	M61-R6410	Fig. 24
M6-17-494-BL	B-494	Polyester	Blue / white	Gloss	1.000 (25.4)	0.500 (12.7)	-	500	M61-R6410	Fig. 2
M6-19-494-BL	B-494	Polyester	Blue / white	Gloss	1.000 (25.4)	1.000 (25.4)	-	250	M61-R6410	Fig. 2
M6-98-494-GN	B-494	Polyester	Green / white	Gloss	1.000 (25.4)	0.375 (9.5)	0.375 (9.5) dia.	500	M61-R6410	Fig. 24
M6-17-494-GN	B-494	Polyester	Green / white	Gloss	1.000 (25.4)	0.500 (12.7)	-	500	M61-R6410	Fig. 2
M6-19-494-GN	B-494	Polyester	Green / white	Gloss	1.000 (25.4)	1.000 (25.4)	-	250	M61-R6410	Fig. 2
M6-98-494-OR	B-494	Polyester	Orange / white	Gloss	1.000 (25.4)	0.375 (9.5)	0.375 (9.5) dia.	500	M61-R6410	Fig. 24
M6-17-494-OR	B-494	Polyester	Orange / white	Gloss	1.000 (25.4)	0.500 (12.7)	-	500	M61-R6410	Fig. 2
M6-19-494-OR	B-494	Polyester	Orange / white	Gloss	1.000 (25.4)	1.000 (25.4)	-	250	M61-R6410	Fig. 2
M6-98-494-PK	B-494	Polyester	Pink / white	Gloss	1.000 (25.4)	0.375 (9.5)	0.375 (9.5) dia.	500	M61-R6410	Fig. 24
M6-17-494-PK	B-494	Polyester	Pink / white	Gloss	1.000 (25.4)	0.500 (12.7)	-	500	M61-R6410	Fig. 2
M6-19-494-PK	B-494	Polyester	Pink / white	Gloss	1.000 (25.4)	1.000 (25.4)	-	250	M61-R6410	Fig. 2
M6-98-494-RD	B-494	Polyester	Red / white	Gloss	1.000 (25.4)	0.375 (9.5)	0.375 (9.5) dia.	500	M61-R6410	Fig. 24
M6-17-494-RD	B-494	Polyester	Red / white	Gloss	1.000 (25.4)	0.500 (12.7)	-	500	M61-R6410	Fig. 2
M6-19-494-RD	B-494	Polyester	Red / white	Gloss	1.000 (25.4)	1.000 (25.4)	-	250	M61-R6410	Fig. 2
M6-98-494-YL	B-494	Polyester	White / yellow	Gloss	1.000 (25.4)	0.375 (9.5)	0.375 (9.5) dia.	500	M61-R6410	Fig. 24
M6-17-494-YL	B-494	Polyester	White / yellow	Gloss	1.000 (25.4)	0.500 (12.7)	-	500	M61-R6410	Fig. 2
M6-19-494-YL	B-494	Polyester	White / yellow	Gloss	1.000 (25.4)	1.000 (25.4)	-	250	M61-R6410	Fig. 2

## Water Dissolvable Paper Labels

• **B-403 Water-dissolvable Paper** is ideal for temporary labeling applications. The material dissolves in warm water within 30 seconds, leaving no adhesive residue behind. Service temp: -40 to 172° F (-40 to 78° C).



Catalog #	B#	Material	Color	Finish	Label width A inch (mm)	Label height B inch (mm)	Quantity per roll	Rec. ribbon	Figure
M6C-750-403	B-403	Paper	White	Matte	0.750 (19.0)	50 (15.25)	1 roll (cont.)	M61-R4310	Fig. 33
M6C-1500-403	B-403	Paper	White	Matte	1.500 (38.1)	50 (15.25)	1 roll (cont.)	M61-R4310	Fig. 33

Printer compatibility: unless otherwise noted, labels are compatible with M611, M610, M710 (with adapter)

## M610 Printer & Accessories



Catalog #	Description
M610	M610 Label Printer*
M610-KIT	M610 Label Printer* with Hard Case
M610-B-KIT	M610 Label Printer* with Bluetooth & Hard Case
M610-B-SFID	M610 Label Printer* with Bluetooth & Hard Case and Brady Workstation Safety & Facility ID Software
M610-B-PWID	M610 Label Printer* with Bluetooth & Hard Case and Brady Workstation Product & Wire ID Software

\*(1) M610 Label Printer (M610); (1) AC Adapter/Battery Charger (M-AC-POWER); (1) Self Laminating Cable Wraps (M6-11-427); (1) Black Ribbon (M61-R4310); (1) Li-ION Rechargeable Battery (M-LION-BATTERY); (1) Printed Quick Start Guide; (1) Product USB; (1) USB Cord

### Accessories

	M610-HC	M610 Hard Case
	BMP-SC-2	M610 Soft Case
	M610-MAGNET	M610 Magnet
	M610-CUTTER	M610 Cutter Assembly
	M-LION-BATTERY	Lithium Ion Battery
	M-NIMH-BATTERY	NiMH Battery Pack
	PCK-5	Cleaning Kit 5-Pack
	M61-AC	AC Adapter and Battery Charger

## Print Ribbons

Print ribbons are supplied in cartridge format, easily fit into the side of the printer and do not unravel or roll away when outside the printer.



Catalog #	Color	Description	Ribbon size	Qty per pack
M61-R4310	Black	R4300 series	2 in. x 75 ft. (50.8 mm x 22.85 m)	1
M61-R6010	Black	R6000 series	2 in. x 75 ft. (50.8 mm x 22.85 m)	1
M61-R6210	Black	R6200 series	2 in. x 75 ft. (50.8 mm x 22.85 m)	1
M61-R6310	Black	R6300 series	2 in. x 75 ft. (50.8 mm x 22.85 m)	1
M61-R6410	Black	R6400 series	2 in. x 75 ft. (50.8 mm x 22.85 m)	1
M61-R6610	Black	R6600 series	2 in. x 75 ft. (50.8 mm x 22.85 m)	1
M61-R10010	Black	R10000 series	2 in. x 75 ft. (50.8 mm x 22.85 m)	1
M61-R4410-WT	White	R4400 series	2 in. x 75 ft. (50.8 mm x 22.85 m)	1
M61-R6710-WT	White	R6700 series	2 in. x 75 ft. (50.8 mm x 22.85 m)	1
M61-R6810-WT	White	R6800 series	2 in. x 75 ft. (50.8 mm x 22.85 m)	1
M61-R10010-WT	White	R10000 series	2 in. x 75 ft. (50.8 mm x 22.85 m)	1
M61-R4410-RD	Red	R4400 series	2 in. x 75 ft. (50.8 mm x 22.85 m)	1
M61-R10010-RD	Red	R10000 series	2 in. x 75 ft. (50.8 mm x 22.85 m)	1
M61-R4410-BL	Blue	R4400 series	2 in. x 75 ft. (50.8 mm x 22.85 m)	1
M61-R10010-BL	Blue	R10000 series	2 in. x 75 ft. (50.8 mm x 22.85 m)	1
M61-R10010-YL	Yellow	R10000 series	2 in. x 75 ft. (50.8 mm x 22.85 m)	1
M61-R10010-GN	Green	R10000 series	2 in. x 75 ft. (50.8 mm x 22.85 m)	1
M61-R10010-MA	Magenta	R10000 series	2 in. x 75 ft. (50.8 mm x 22.85 m)	1

Ribbons simply slide into the side of the printer.

### How many labels can be printed per ribbon?

Use this formula to determine how many labels you can print from a ribbon cartridge.

Note: standard ribbons are 75 ft. (900 in.) long.

**Step 1:** label height + 0.10 = vertical repeat  
**Step 2:** 900 inches ÷ vertical repeat = total labels per ribbon

**Example:** M6-19-422 is a 1.0-inch tall label  
 1.0-inch label height + 0.10 = 1.10 vertical repeat  
 900 inches ÷ 1.10 = 818 labels per ribbon

Using the correct material and ribbon pair is critical in creating durable, long-lasting and smear-proof print. Use the ribbon compatibility guide on the next page to help determine which ribbon is best for your label material.

## Material and Ribbon Compatibility

B-#	Material	M61-R4310	M61-R6010	M61-R6210	M61-R6310	M61-R6410	M61-R6610	M61-R10010	M61-R4410-WT	M61-R6710-WT	M61-R6810-WT	M61-R10010-WT	M61-R4410-RD	M61-R10010-RD	M61-R4410-BL	M61-R10010-BL	M61-R10010-YL	M61-R10010-GN	M61-R10010-MA	
B-109	Multi-Purpose Tear Resistant Tags	●		▲																
B-145*	Oval Tags		▲	●					▲		▲		▲		▲					
B-312	PermaSleeve Commercial Grade Heat-Shrink Labels	▲					●			▲										
B-342	PermaSleeve Heat-Shrink Labels	●					▲			▲										
B-344	PermaSleeve Fluid Resistant Heat-Shrink Labels						▲			▲										
B-345	PermaSleeve High Temp Heat-Shrink Labels		●				▲		▲		▲									
B-351	Destructible Tamper Evident Matte Vinyl Labels		●	▲																
B-362	Tamper Evident Metallized Vinyl Labels		●																	
B-390	DuraSleeve Wire Marking Inserts			▲			●													
B-403	Water Dissolvable Paper Labels	●																		
B-412	High Tensile Polypropylene Inserts/Tags	▲		●																
B-417	Aggressive Adhesive Self-Laminating Vinyl Wrap Around Labels	●																		
B-422	Aggressive Adhesive Multi-Purpose Polyester Labels		●	▲									▲			▲				
B-423	Harsh Environment Multi-Purpose Polyester Labels		●	▲					▲				▲		▲					
B-424	Paper Labels	●																		
B-425	T-Flag or P-Flag Matte Polypropylene Labels	●		▲																
B-427	Self-Laminating Vinyl Wrap Around Labels	●								▲										
B-428	Metallized Matte Gray Polyester Labels	●																		
B-430	Harsh Environment Multi-Purpose Clear Polyester Labels		●	▲									▲			▲				
B-432	Aggressive Adhesive Multi-Purpose Clear Polyester Labels		●						▲				▲			▲				
B-435	Metallized Polyester Labels		●																	
B-437	Self-Extinguishing Tedlar Wrap Around Labels	●		▲																
B-439	Multi-Purpose Vinyl Labels		●						▲				▲		▲					
B-459	Multi-Purpose Matte Polyester		●																	
B-461	Self-Laminating Cryogenic Polyester Labels	●		▲																
B-473	Electrostatic Dissipative (ESD) Polyester Labels		●																	
B-481	StainerBondz Microscope Slide Matte Polyester Labels						●													
B-483	Ultra Aggressive Adhesive Multi-Purpose Polyester Labels		●						▲											
B-486	Ultra Aggressive Adhesive Metallized Matte Polyester Labels	●																		
B-488	Solvent Resistant Polyester Labels	●		▲							▲									
B-489	Ultra Aggressive Adhesive Multi-Purpose Matte Polyester Labels	●		▲																
B-490	FreezerBondz Cryogenic Matte Polyester Labels	●																		
B-492	FreezerBondz Ultra-Thin Cryogenic Polyester Labels	▲					●													
B-494	Color Polyester Labels						●													
B-498	Repositionable Multi-Purpose Vinyl Cloth Labels	▲		▲			●													
B-499	Aggressive Adhesive Multi-Purpose Nylon Labels	●		▲																
B-584	Retro Reflective All-Weather Labels		▲						●	▲										
B-593	Raised Panel Labels		●						▲						▲		▲			
B-595	All-Weather Vinyl Labels		▲						●	▲			▲		▲		▲			▲
B-642	Self-Laminating Self-Extinguishing Tedlar Wrap Around Label	●		▲																
B-767	Electrostatic Dissipative (ESD) Polyimide Labels		▲				●													
B-768	Ultra-Thin Electrostatic Dissipative (ESD) Polyimide Labels		▲				●													
B-719	Ultra-Thin Matte Electrostatic Dissipative (ESD) Polyimide Labels		●																	
B-724	Matte Amber Ultra Heat Resistant Polyimide Labels	●																		
B-797	Heat Resistant Polyimide Labels		▲				●													
B-7425	Chemical and Temperature Resistant Polypropylene Labels	▲					●													
B-7546	VOID Pattern Tamper Evident Polyester Labels		●																	
B-7576	VOID Pattern Tamper Evident Matte Metallized Polyester Labels		●																	
B-8425	T-Flag or P-Flag Gloss Polypropylene Labels		●																	
B-8591	All-Weather Polyester Labels						●		▲											

View [BradyID.com/techdata](http://BradyID.com/techdata) for TDS sheets on ribbon performance specifications.  
 \*Labels are not compatible with M710

● Recommended ribbon ▲ Acceptable ribbon

# M610 Printer Specifications

Printer:	
Printer name	M610 Label Printer
Print resolution	Thermal transfer, 300 dpi
Max lines of print	25
Print speed	2.0 in. / sec (50.80 mm/sec)
Keyboard type*	QWERTY
Dimensions:	12.93 in H x 4.22 in W x 4.19 in D 328.42 mm (H) x 107.19 mm (W) x 106.42 mm (D)
Weight	3.10 lbs
Warranty	2 Years
Overmold / rugged	Yes
Operating temperature	0 to 115° F (-18 to 46° C)
Humidity	10% to 90% (non-condensing)
Storage temperature	-22 to 140° F (-40 to 70° C)
Continuous or die cut labels	Continuous and die cut
Portability	Yes, via grip
Features	
Memory	512 MB RAM / 256 MB Flash
User profiles	No
Cutter type	Manual
Cut options	Cut between labels or at end of print job
Label retention after cut	No, dispensed upright
Labels per day (average)	750
Battery life indicator	Yes
Label odometer (supply remaining)	Yes
Wearability options	Yes, via strap
Drop test	Drop Tested to spec MIL-STD-810G: Six foot drop
Languages*	22: Bulgarian, Croatian, Czech, Danish, Dutch, English, Estonian, Finnish, French, German, Hungarian, Italian, Norwegian, Polish, Portuguese, Romanian, Russian, Slovak, Slovenian, Spanish, Swedish, Turkish
Power	
Power supply	Rechargeable Li-ION battery, AC Power / battery charger
Battery included	Yes
Battery life	4,500 labels
Rechargeable battery	Yes Li-ION (2700mAh)
Re-charge time (estimated)	4 hours
Charging options	Internal or External with quick charger
Power source voltage	110-240
Auto shut off	User configurable 5-30 minutes
Print functions	
Wire and cable wrap mode	Yes
Cable flag mode	Yes
Terminal block mode	Yes
Patch panel mode	Yes
Circuit breaker mode	Yes
Banner (landscape)	Yes
Banner (portrait)	Yes
Print preview	Yes
Multi-label view	No
Serialization	Yes, multiple and linked
Barcoding	Code 128, Code 39, Interleaved 2 of 5, UPC-A, UPC-E, EAN-13, Data Matrix, Additional through software
Date / time stamp (real time clock)	Yes
History	Yes, last print jobs; on / off option
Fixed length	Yes
Mirror print	Yes
Vertical print	Yes
Reverse print	Yes
Rotate print	Yes
Auto format	Yes

Print functions (continued)	
Text justification	Horizontal: left, center or right Vertical: top, middle, bottom
List function	Yes
Graphic download	Yes
Multi-copy printing	Up to 999 Copies
Multi-line print	Yes
Frame feature	Yes
Save files	Yes
Display	
LCD type / size	Custom LCD, Color, 2.8 in.
LCD resolution	320 x 240 pixels
LCD characters	Font Size Dependent
LCD backlight	Yes
Communication and interface	
Connectivity	USB and Bluetooth
PC connectivity	USB
Import data	Yes, via USB Flash drive
Software compatibility	Express Labels Mobile App (IOS/Android) or Brady Workstation Desktop
Media	
Type	Ribbon and tape separate, also bulk rolls
Load labels location	Top
Label output location	Top
Compatible media	M6, M6C, BM or BMC, Custom available
Memory in cartridge	Yes
Maximum print width	2.00 in. (50.80 mm)
Maximum print length	40.00 in. (1016 mm)
Maximum liner width	2.25 in. (57 mm) with liner
Media widths	Various sizes from 0.235 in. to 2.00 in. (6.4 mm to 50.8 mm)
Minimum media width	0.25 in. (6.4 mm)
Minimum label height	0.236 in. (5.99 mm)
Liner width	0.812 in., 1.062 in., 1.312 in., 1.562 in., 1.812 in., 2.250 in.
Included media	M6-11-427, M61-R4310
Number of stock parts*	800+
Color print capability	Single print color on a label
Available media colors	Media: White, Yellow, Gray, Green, Orange, Red, Silver, Blue, Brown, Purple, Clear, Black, Gold, Light Blue
Ribbons	Ribbon: Black, White, Blue, Red, Yellow, Magenta, Green Compatible ribbons begin with M61-Rxxx
Cartridge width detection	Yes
Cartridge setting detection	Yes
Custom labels available	Yes
Compliance	
Agency approvals*	FCC Class A, UL-BMP61 WLAN 1EEE 802.11 b/g/n-BMP61-W
Trade	Harmonization Code: (HTS Schedule A or B) /844.39.9000, Country of Origin: Malaysia (printer), ECCN: EAR99
MSDS	<a href="http://www.BradyID.com">For battery MSDS visit www.BradyID.com</a>
Fonts, graphics, symbols	
Font	Points or Millimeters
Text sizes	4 -170 pt + autosizing
Number of fonts	(2) Brady Alpine, Brady Fixed Width
Number of symbols	480
Special characters	Depends upon Regional Keypad, see manual
Symbols	Arrows, CLP/GHS, Datacomm, Electrical, Exit, Fire Safety, First Aid, Greek, Home Electrical, HSID, International, Laboratory, Mandatory, Miscellaneous, Packaging, Personal Protective Equipment, Prohibition, Public Info, Safety, Warning, WHMIS, ISO Graphics

\*Available in select countries. Specifications subject to change without notice.





We make products that make the world a safer and smarter place. From the depths of the ocean to outer space, from the factory floor to the delivery room — **we're just about everywhere you look.**

► For more information or to learn more about our innovative products, visit [BradyID.com](https://BradyID.com) or call 1-888-272-3946.

USA  
Customer Service: 1-888-272-3946  
[BradyID.com](https://BradyID.com)

Canada  
Customer Service: 1-800-263-6179  
[BradyCanada.ca](https://BradyCanada.ca)

Mexico  
Customer Service: 1-800-262-7777  
Inside Sales: 1-800-262-7777 ext 177  
[BradyID.com.mx](https://BradyID.com.mx)



Y5159780 MS5159780