



High-Volume High-Speed Precision Printing



BradyPrinter i7100 Industrial Label Printer

Heavy Duty Meets High Tech

Get the job done with the BradyPrinter i7100 label printer. No matter the demands of your labeling jobs — from higher volumes to precise printing and more — this reliable, heavy-duty and high-accuracy label printer gets it all done.

The i7100 offers unparalleled benefits, including:

Material Choice. Print on the widest range of materials with confidence, including difficult-to-print materials, like heat-shrink sleeves, thick cable tags, push button materials, high-temperature electronics labels and even basic materials.

Precision Printing. With ultra-sharp, high-accuracy printing and center alignment, the i7100 prints reliably on labels as small as 0.125 inches.


Workhorse Performance. Designed to print thousands of labels per day, every day, this printer features a high-speed processor, solid cast frame, durable components and a variety of connectivity ports.

Ease of Operation. Adjust printer settings quickly and easily with an ultra-intuitive color touch screen. To make material loading and adjustments easier, there are bright-green touchpoints inside the machine.

Speed to Label. With print speeds up to 11.8 inches per second, the i7100 prints labels in no time. Additionally, the “peel” configured printer saves you time by automatically peeling labels from the liner.

The complete BradyPrinter i7100 solution:





BradyPrinter i7100

INDUSTRIAL LABEL PRINTER

- 1 Bi-Fold Cover**
Reduces footprint on your line or in your workspace by 23% compared to a 1-piece cover
- 2 Color Touch-Screen Control Panel**
Ultra-intuitive, icon-based printer setting adjustments
- 3 Side USB Ports**
For installing service key or memory stick
- 4 Anti-Static Brush**
Dissipates electrostatics after printing
- 5 Interchangeable Media Plates**
Tear bar ships on standard model, peel plate on peel model. Optional rewind guide plate available for peel model for internal rewinding
- 6 Center Aligned Material Path**
Center alignment minimizes ribbon wrinkling and is preferred for printing very small labels, continuous materials and basic labels
- 7 Peripheral Accessory Connection Port**
Cutters and peel sensors are easily attached with a single screw to the connector port, behind the gray cover plate
- 8 Interface Options**
(Back of printer) USB, RS232, ethernet, SD card and I/O Interface Connection. See page 5 for more details
- 9 Ribbon Holders**
Axles have 3-part tightening action, ensuring secure ribbon core position
- 10 Label Roll Holder**
Spring-mounted flanges ensure constant tension during material feed, for improved print accuracy. For cores over 3" outside diameter, use roll adapter 100 accessory (part #149132)
- 11 On-Board Hex Key Adjustment Tool**
Used to install accessories and change rollers and plates, this part ships with the printer
- 12 Internal Rewinder (Peel Model Only - Shown Above)**
Printed labels or spent liner can be rewound internally with or without a cardboard core
- 13 Rocker Arm and Media Guide Knob**
Spring-loaded arm with ultra low-friction rollers dampens tension at the start of print and improves print accuracy
- 14 Solid Metal Chassis**
Made of cast aluminum that allows main internal components to attach directly to it

Change Print Settings with Ease

Make changes quickly and easily on the BradyPrinter i7100 with the intuitive touch-screen control panel. Colorful icons, buttons and sliders mean you can navigate between screens, make printer setting changes and understand the printer status with ease.



High-Performance Technology for High-Performance Printing

The high-performance, thin film precision print head in the i7100 is optimized for printing everything from very small labels with very small text – as small as 0.125 in. labels – to large labels with large text. This technology enables the i7100 to print labels for tough applications, including rating plates, high-temperature polyimide materials, thick push button labels and other specialty materials. Additionally, the print heads are automatically detected and calibrated by the central processing unit with key data stored right in the print head.



Reduce Print Head Wear with Variable Roller Widths

To keep your printer running smoothly and to avoid unnecessary costs, the BradyPrinter i7100 has rollers available in a variety of widths that can be quickly changed out and replaced to improve print head life. These rollers are designed to be used with materials that are similar widths to help reduce wear on the print head.



Connect Any Way You Need To

To meet your unique workflow and data flow needs, the i7100 connects any way you need it to. This printer offers a variety of ports and an optional I/O connection that allows your printer to be triggered from a programmable controller, foot pedal, sensor or other basic device. Connection options include:

- 1 SD Memory Card slot
- 2 2x USB host interface ports (for scanner, keyboard, memory stick, WLAN stick or USB Bluetooth Adaptor)
- 3 2x USB host (at side of front control panel) for memory stick or service key
- 4 USB 2.0 High-Speed device port for PC connection
- 5 Ethernet 10/100 BASE-T port
- 6 RS232C Interface 1.200-230.400 Baud/8
- 7 I/O Interface Connection (standard on peel model, optional on non-peel model)
- 8 1x 9 pin periphery connection port (under front gray cover) for connecting cutters and peel sensor





See specifications on page 11 for connectivity/port detail.

BradyPrinter i7100 Printers and Accessories







Printers

All printers ship with two empty cardboard ribbon cores, power cable, USB cable, user manual (English), LabelMark™ standard software and a CD for drivers and manuals.

	Catalog #	Description	Details
	149050	BradyPrinter i7100 Industrial Label Printer, Center Aligned, Standard Version 300 dpi	For printing on labels, tags and continuous media wound on rolls or fanfolded. Media is torn off with included tear bar plate. Optional field installable auto cutters are available.
	149056	BradyPrinter i7100 Industrial Label Printer, Center Aligned, Standard Version 600 dpi	Ideal for for printing smaller fonts and bar codes on labels, tags and continuous media wound on rolls or fanfolded. Media is torn off with included tear bar plate. Optional field installable auto cutters are available.
	149045	BradyPrinter i7100 Industrial Label Printer, Center Aligned, Peel Version 300 dpi	In addition to the capabilities of standard model, printed labels can also be partial peeled off liner with internal rewind of empty liner using the included peel bar plate, or printed labels can be internally rewound with addition of optional rewind guide plate. Ships with I/O interface accessory (#149077) installed standard.
	149053	BradyPrinter i7100 Industrial Label Printer, Center Aligned, Peel Version 600 dpi	In addition to the capabilities of standard model, printed labels can also be partial peeled off liner with internal rewind of empty liner using the included peel bar plate, or printed labels can be internally rewound with addition of optional rewind guide plate. Ships with I/O interface accessory (#149077) installed standard.



Printer Rollers

Use the on-board hex key to change or replace rollers. Always use a ribbon that is slightly wider than the media and roller width to prevent the roller from touching the bare print head surface. Clean rollers often using IPA cleaning swabs (PCK-6). Replace rollers that show signs of abrasion or wear.

	Catalog #	Description	Details
	149043	Print Roller 120 mm	For media width up to 114 mm. Green synthetic rubber coating for high print accuracy (this roller ships standard with printer).
	149054	Print Roller 80 mm	For media width up to 80 mm. Green synthetic rubber coating for high print accuracy.
	149055	Print Roller 50 mm	For media width up to 50 mm. Green synthetic rubber coating for high print accuracy.
	149048	Print Roller 25 mm	For media width up to 25 mm. Green synthetic rubber coating for high print accuracy.
	149044	Print Roller Silicone 120 mm	For media width up to 114 mm. Black silicone rubber coating for less print head wear on basic label materials.
	149051	Rewind Assist Roller	Replacement lower roller on peel model printers only. Green synthetic rubber coating.



Cleaning and Maintenance Tools

To extend print head life, clean print heads and rollers frequently to minimize wear and maximize print sharpness. Pre-soaked IPA printer cleaning swabs remove dust and adhesive buildup from sensors and other surfaces.

	Catalog #	Description	Details
	PCK-6	IPA Printer Cleaning Swabs	Pre-soaked in IPA, lint-free synthetic cleaning swabs. Pkg of 50 individually wrapped swabs.
	149208	Hex Key Tool (spare)	Used to change rollers and install accessories (1 key ships standard with printer).





Auto Cutters

Two cutters are available to completely cut through material or perf-cut material for later separation by hand. Cutters install easily to the front of the printer using the hex key tool to remove the front lower gray cover and then screw the accessory onto the printer. Specialty materials vary in thickness and construction — *always test your material to compare cut performance to your requirements.*







	Catalog #	Description	Details
	149069	Auto Cutter CU400 with Tray	Complete cut-through for paper labels, self-adhesive labels, some tag stocks and continuous pressed sleeves. Test for suitability to your application. Tray holds approximately 50 labels of average thickness and max label height of 100 mm.
	149078	Perf Cutter PCU400	Perf-cut or complete cut-through of continuous materials such as pressed tubes for manual separation later. Test for suitability to your application.

Peel and Present Sensors and Accessories

The BradyPrinter i7100 peel model printer ships with a peel plate installed instead of a tear bar plate, which allows for partial-peel off of the label upon print. A manual button press advances to the next label and internally rewinds the empty liner. Installation of the Present Sensor adds additional capability of auto-advancing without button press to the next label after the peeled label is removed. To internally rewind printed labels, the optional user-installed Rewind Guide Plate can be installed onto the standard peel model printer in place of the peel plate. See printer specifications for roll size limitations for unprinted and rewound rolls. The I/O interface accessory (#149077) also ships installed on the peel model printer.

	Catalog #	Description	Details
	149075	Present Sensor PS900	When used with the standard peel plate installed, this movable sensor is ideal for small labels and special-shaped labels. The sensor detects when the peeled label is removed and automatically prints and advances to peel next label without manual button push. Installs using hex key tool. For use on peel model printer with center-aligned media only.
	149135	Extended Peel-off Plate	For peel of labels with strong adhesive or very thick liner that make removal more difficult. When used, labels can be advanced only by way of print on-demand button on printer control panel (not for use with present sensor). Installs in place of standard peel plate which ships installed in peel model printer.
	149074	Rewind Guide Plate	This plate guides printed labels at a safe angle back into printer for internal rewind without peeling. Installs in place of standard peel plate which ships installed on peel model printer.
	149207	Tear Bar Plate	Can be installed onto a peel model printer in place of the standard peel plate, if the peel printer needs to be used for basic printing (not for peeling or internal rewinding). Also available as a spare tear bar plate for use on standard non-peel model printer.

Other Accessories

	Catalog #	Description	Details
	149132	Roll Adapter 100	Use with label rolls with 4" (100mm) core diameter and/or rolls with outside diameters over 7" (180mm).
	149077	I/O Interface	Installable into back of printer via Brady Technical Support depot service. Allows printer to be controlled by remote device such as a sensor, foot pedal or PLC. Standard on peel model printer, optional on non-peel model printer.
	149073	I/O Interface Connector SUB-D 25 pin	Optional device plugs into I/O interface (#149077) that passes inputs thru to I/O interface but also allows connection of a signal device (ex: a light) allowing outputs to be sent through the connection and to the light. Printer must have I/O interface (#149077) installed.
	149071	Label Selection I/O Box	Optional device plugs into I/O interface (#149077). From a master controller (such as a PLC) up to 32 different labels can be selected from the memory card. The I/O box allows printer to detect simple PLC control processes with 4 in- and outputs via abc programming. 2 I/O boxes can be connected. Printer must have I/O interface (#149077) installed.
	149131	USB WLAN Stick	For installation in rear USB ports on printer. 2.4 GHz 802.11b/g/n + 5 GHz 802.11a/h/c in infrastructure mode with rod antenna for extended reach.
	149070	Antistatic Brush (spare)	Dissipates electrostatics after printing. Ships standard on printer.

The Right Label Material from the Right Company

Nothing leaves Brady's doors without meeting the highest quality standards. Backed by more than 100 years of identification experience, rigorous R&D testing and ISO9001 certified facilities, Brady manufactures materials you can trust.

The BradyPrinter i7100 offers more than 100 label materials, more than 3,000 stock label parts and made-to-spec custom materials and parts, allowing the i7100 to print nearly any label you can imagine. Take a look at the variety of materials available for your printing needs:

Electrical & Automation Applications



Adhesive Wire Label Wraps



Self-Laminating Wire Markers



Heat-Shrink Wire Sleeves



Inside Panel Labels



Cable Tags



Push Button / Engraved Plate Alternative Labels



Panel Rating Plate Materials



General Purpose Labels



Arc Flash Panel Labels

Laboratory & Sample Tracking Applications



Tube & Vial Labels



Cryo Labels




Slide Labels / Solvent Resistant Labels



Removable Labels for Glassware



Labels for Humidity, Moisture, Water Bath & Autoclave



Dish, Tray & Well Plate Labels



Tissue Cassette Labels & Applicators



General Lab Equipment Labels

Product ID & Production Line Applications



Metallized Labels & Rating Plates



Polyester Labels for Product, QA Testing



Tamper Evident & Tamper Resistant Labels



Product Labels



Tag Stock



Repositionable Labels



Vinyl Labels




Destructible Labels

Logistics, General Industrial & Asset ID Applications



Paper Labels



Asset Tracking Labels



Tamper Evident & Tamper Resistant Labels



Tote & Pallet Labels



Repositionable Labels



Bin & Shelf Labels



Tag Stock



Polyester Labels

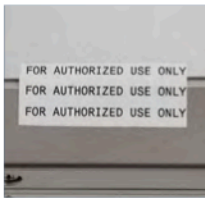
Electronics & PC Board Applications




Polyimide Labels




Electrostatic Dissipative Labels



Polyester Labels



Removable Polyimide Labels



PC Board Component Labels

Label Creation Done with Ease

Brady Workstation Label Creation Software

Brady Workstation revolutionizes label and sign creation and printing by offering a variety of suites and apps that are simple and efficient to use. This software enables you to choose and customize which tools you use to complete tasks.



Recommended Suites for i7100 users:



Product ID Suite – Includes 10 apps for all your product, rating plate and circuit board labeling needs including custom label design, sequencing, templates, bar coding, read/write access control and data importation.



Wire ID Suite – Includes 12 apps for all your wire and cable labeling formats, flip-flop text, sequencing, multi-copy printing, templates, read/write access control and data importation.

Download Brady Workstation program for free:



1. Download Brady Workstation at Workstation.BradyID.com



2. Fill the workstation with the apps you want and leave out the ones you don't.

For more information on Brady Workstation apps and suites go to Workstation.BradyID.com

LabelMark™ 6 Label Creation Software

Brady's LabelMark Software is a robust CD-based software solution for label design, data importation and printing labels for a variety of applications. Print Partner companion software from Brady allows you to create and manage print-only files across multiple print stations and sites, and our Data Automation companion software allows you to integrate automated printing within your workplace and third-party systems.



CodeSoft® Labeling Software

Codesoft barcode software enables you to design and print custom labels for product identification and tracking. This powerful enterprise-level solution is designed for easy label design plus more extensive capabilities for integration with third-party software applications.

CodeSoft® is a registered trademark of Teklynx.



Printer Specifications

Model(s):	
Model Name	i7100 Industrial Printer
Media Alignment	Center justified
User interface:	
Display Type	Touchscreen color LCD
Display Size (diagonal)	4.3"
Display Resolution (H x W)	480 x 272 pixels
Display Languages	Arabic (Egypt), Bulgarian, Chinese (simplified), Croatian, Czech, Danish, Dutch, English, Finnish, French, German, Greek, Hungarian, Italian, Korean, Lithuanian, Macedonian, Norwegian, Persian (Farsi), Polish, Portuguese, Romanian, Russian, Serbian, Slovenian, Spanish (Castilian), Spanish (Mexico Latin Amer), Swedish, Thai, Turkish
Display Status Bar	Receiving data, record data stream, ribbon warning, SD card presence, USB stick presence, bluetooth, WLAN, ethernet, USB slave, time
Print Head / Printing Characteristics:	
Print Resolution	300 dpi 600 dpi
Print Method	Thermal transfer (300 or 600 dpi) Direct thermal (300 dpi - material & printhead dependent)
Print Speed	11.8 in/sec max (300 dpi) 5.9 in/sec max (600 dpi)
Print Width (max, cross-web)	4.16"
Print Length (max, down-web)	6.6" (non-peel mode) 9.8" (peel mode)
Media Characteristics:	
Media Width (cross-web incl liner)	0.157" to 3.35" (continuous sleeves) 0.36" to 4.49" (other materials)
Label Width (cross-web)	0.158" to 4.33"
Label Length (down-web)**	0.125" minimum (w/no backfeed) 0.158" minimum (w/backfeed) 0.240" minimum (in peel mode)
Media Thickness	0.0024" to 0.029" (label materials) 0.070" max (B-593 push button material) 0.043" max (heat shrink sleeves)
Media Roll o.d. (max)	8.07"
Media Roll Core i.d.	1.5" to 3.94"
Media Roll Winding	Outside or inside
Internal Rewind* Takeup Roll o.d. (max)	5.6"
Internal Rewind* Takeup Roll Core i.d.	1.5" to 1.58"
Internal Rewind* Takeup Roll Winding	Outside
Media Styles	Die cut media, continuous media, open core roll-fed media, fanfolded media (external feed), tagstock liner-mounted, tagstock linerless, perforated materials, adhesive labels, heat-shrink sleeves (single sided and double sided with re-insert), continuous tubing (partially flattened), self-laminating cable labels, zip-tie cable tags
Media Material Types****	PE (polyethylene), PET (polyester), PET Metallized, PU (polyurethane), PVC (vinyl), PVF (polyvinyl fluoride), PVDf (polyvinylidene fluoride), PP (polypropylene), PI (polyimide), Polyamide, Tedlar®, Nomex®, Polyether Polyurethane (Heatex™), Raised Panel Push Button material, Paper, Destructible materials, Tamper-evident and Tamper-resistant materials, other materials not listed
Media Parts Offering	3400+ stock parts and custom (made-to-spec) parts
Ribbon Characteristics:	
Ribbon Length (max)	1000'
Ribbon Roll o.d. (max)	2.68"
Ribbon Roll Core i.d.	1.0"
Ribbon Width (cross-web)***	1.0" to 4.5"
Ink Side	Inside or outside wound
Electronics:	
Processor	32 bit 800 MHz clock rate
Memory (RAM)	256 MB
Data Storage (IFFS)	50 MB
SD Card Slot (SDHC, SDXC)	512 GB max
Internal Battery	For internal date & time (RTC)
Data Storage When Power Off	Yes
Physical / Operational Characteristics:	
Dimensions (closed) (HxWxD)	11.4" x 9.9" x 18.1"
Weight (empty)	22.05 lbs
Power Supply	100 - 240 VAC, 50/60 Hz, PFC
Power Consumption	<10W standby / 150W typical / 300W max
Operating Environment	0 - 40°C / 10 - 85% RH non condensing
Storage Environment	0 - 60°C / 20 - 85% RH non condensing
Transport Environment	-25 - 60°C / 20 - 85% RH non condensing
Agency Approvals	CE, FCC class A, cUL. Contact Brady for up-to-date list of environmental compliance information and agency approvals and/or marks covering over 75 countries (awarded or applied for)

Fonts & Graphics:	
Font Types (resident)	5 bitmap fonts - including OCR-A, OCR-B 3 vector fonts - Swiss 721, Swiss bold 721, Monospace 821
Font Types (storable to printer)	TrueType fonts storable to printer via jump drive
Font Attributes	Bold, italic, underlined, outline, negative depending on font
Font Scaling (bitmap)	Width & height range: 0.039" to 0.12" Zoom factor: settings 2 to 10 Rotation: 0°, 90°, 180°, 270°
Font Scaling (vector & truetype)	Width & height range: 0.35" to 5.04" Zoom factor: Variable (dot-by-dot) Rotation: 360° in steps of 1°
Character Sets	Windows 1250 up to 1257, DOS 437,737,755,85 0,852,857,862,864,866,869, EBC DIC 500, ISO 8859-1 to-10 and -13 to -16, Win OEM 720, UTF8, Macintosh, Roman, DEC MCS, KO18-R, All West and East European characters and Latin, Cyrillic, Greek, Hebrew, Arabic, simplified Chinese, and Thai characters are supported
Graphic Elements	Arrows, lines, rectangles, circles, ellipses; filled and filled with fading
Graphic Formats	PCX, IMG, BMP, TIF, MAC, PNG
Barcodes:	
Barcode Symbologies - Linear	Code 39, Code 39 Full ASCII, Code 93, Code 128 A, B, C, Codabar, Deutsche Post (indent- and routing), EAN 8, 13, EAN/UCC 128/GS1-128, EAN/UPC Appx 2 and Appx 5, FIM, HIBC, Interleaved 2/5, JAN 8, 13, MSI, Plessey, Postnet, RSS 14, UPC A, E, ED
Barcode Symbologies - 2D	Aztec, DataMatrix, QR Code, PDF 417, UPS MaxiCode, GS1 Databar, Codablock F, Micro PDF 17, RSS 14 (truncated, limited, stacked, stacked omni-dir), EAN/GS1 DataMatrix
Barcode Attributes	Sizing: variable in height, modular width and ratio Rotation: 0°, 90°, 180°, 270°
Interfaces & Connection:	
USB 2.0 Hi-Speed Device Port	For PC connect
1 x USB Host (front screen L)	For service key or memory stick
1 x USB Host (front screen R)	For USB WLAN stick w/no antenna
2 x USB Host (back panel)	For scanner, keyboard, USB memory stick, USB bluetooth adapter, USB WLAN stick w/antenna
1 x RS232-C	For serial cable connection. 1,200 - 230,400 baud/8 bit
1 x Ethernet 10/100 BASE-T	For networking, remote access, and firmware updates
1 x SD Slot	For memory card (SDHC, SDXC)
1 x USB Host 24 DC 9pin (front lower panel)	For peripheral accessory connection only, auto cutter, present sensor, etc
1 x Digital I/O - (back panel - optional)	Standard on peel model. For connecting basic trigger device such as foot pedal. 8 inputs & 8 outputs. - Compliant with IEC/EN 61131-2, type 1+3 - Inputs & outputs: galvanically isolated, rev polarity protected, short circuit protected - Outputs: short circuit protected
Software & Firmware:	
Label Creation Software	Brady Workstation (free download) & Workstation apps, Brady LabelMark Software (v6.5.0.9 or higher)
WHQL Certified Windows® Drivers****	Windows 7, 8, 8.1, 10, Server 2008, 2008 R2, 2012, 2012 R2, 2016
Printer Command Language	Jscript - scripting commands for sending scripts to the printer
Printer Compiler Language	abc basic - for placing embedded logic programming & prompts onto the printer
Printer Administration / Monitoring	Web-based remote access - allows printer control, configuration, firmware updates, memory card admin and time/date synchronization, and will send printer status, and error messages to users
Open Source Software	Go to www.BradyID.com/i7100compliance for a list of open source software files used in this product
Options / Accessories:	
Replacement Print Heads	Factory installed via Brady tech repair
Replacement Print Rollers***	Variable widths to protect print head with narrow supplies - field installable
Auto Cutter	Full auto cutter and perf auto cutter available Field-installable to front panel
Present Sensor	For auto advance and print on peel model printer Field installable to front of printer
I/O Interface	Standard on peel model, optional for non-peel model. Installed by Brady Tech Support.

* On Peel models only.

** User should test to the application. Small label print performance is affected by multiple factors including print speed, quantity of print run, burn setting and the size/layout of the printed elements.

*** To avoid damage to printhead, always be sure ribbon width at least covers the total media with, and, use a roller width such that the roller is wider than the total media with but narrower than the ribbons width. The end result is that no exposed print head rubs against exposed roller.

**** Windows® is a registered trademark of Microsoft Corporation, Nomex® and Tedlar® are registered trademarks of Dupont.



Technical Support

Feel confident that your BradyPrinter i7100 is covered by Brady's 5-year benchtop printer warranty. You'll benefit from our staff of support and repair technicians for troubleshooting support, set-up assistance and how-to guidance and repair services, so you can get back to work.

Visit BradyID.com/Brady360 for full warranty coverage details.



Application Engineering Services

If you need assistance with advanced integration of your i7100 into a complex data flow scenario, the Application Engineering Team at Brady may be able to help. This team specializes in customized, fee-based services that include:

- Complex scenarios of integrating of printer, software and labels
- Custom Programming
- File Conversions
- Template Creation
- Scan-To-Print Mapping
- Data Flow Integration from Database to Printer

USA
Customer Service: 1-888-272-3946
Inside Sales: 1-888-311-0775
BradyID.com

Canada
Customer Service: 1-800-263-6179
BradyCanada.ca

Mexico
Customer Service: 1-800-262-7777
Inside Sales: 1-800-262-7777 ext 177
BradyLatinAmerica.com



Y4571584 MS4571584