

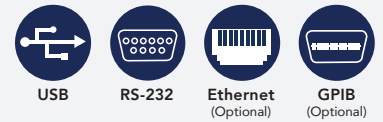
LINECHEK® II

The Fully Automated Leakage Current Instrument that Changed the Industry


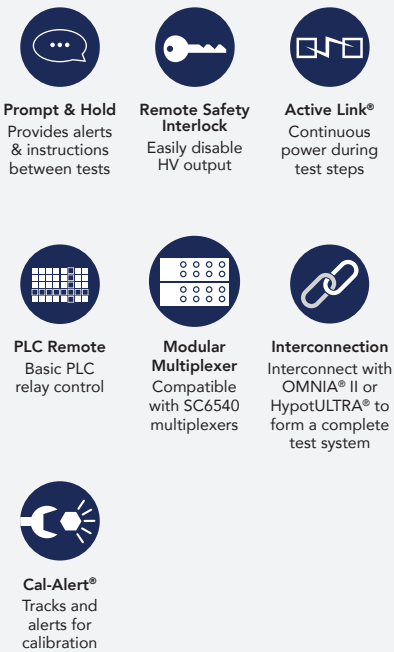


Our LINECHEK® II model 620L provides 7 measuring devices (MD's) compliant with international certification bodies as well as a convenient switching network to simulate all 8 required fault conditions, everything you need for full Leakage Current compliance. Utilize the intuitive user interface or control via a PC for more advanced automated applications that require data storage and analysis. The 620L handles up to 40 A of continuous current and can be interfaced to an SC6540 modular multiplexer for multi-point testing. Interconnect the 620L to an OMNIA® II instrument to form a complete electrical safety compliance testing system.

AVAILABLE INTERFACES



SAFETY & PRODUCTIVITY FEATURES



Find the Model that Fits Your Testing Needs



Leakage Current



Functional Run



Power Source Recommended

620L



INPUT SPECIFICATIONS	
Voltage	115/230 VAC ± 10%, User Selection
Frequency	50/60 Hz ± 5%
Fuse	2 A Slow Blow 250 VAC
LINE CONDITIONS	
Reverse Power Switch	Switch for power polarity reversal
Neutral Switch	Neutral switch on/off selection for single fault
Ground Switch	Ground switch on/off selection for class I single fault
PROBE SETTINGS	
Surface to Surface	(PH – PL)
Surface to Line	(PH – L)
Ground to Line	(G – L)
LEAKAGE LIMIT SETTINGS	
Touch Current High/Low Limit (rms)	Range: 0.0 µA – 999.9 µA / 1,000 µA – 9,999 µA / 10.00 mA – 20.00 mA Resolution: 0.1 µA / 1 µA / 0.01 mA
Touch Current High/Low Limit (Peak)	Range: 0.0 µA – 999.9 µA / 1,000 µA – 9,999 µA / 10.00 mA – 30.00 mA Resolution: 0.1 µA / 1 µA / 0.01 mA
DISPLAY	
Touch Current Display (rms)	Range: 0.0 µA – 550 µA, frequency DC, 15 Hz – 1 MHz Resolution: 0.1 µA Accuracy: DC: 15 Hz ≤ f ≤ 100 kHz: ± (2% of reading + 3 counts) 100 kHz ≤ f ≤ 1 MHz: ± 5% of reading (10.0 µA – 999.9 µA)
	Range: 400 µA – 8,500 µA, frequency DC, 15 Hz – 1 MHz Resolution: 1 µA Accuracy: DC: 15 Hz ≤ f ≤ 100 kHz: ± (2% of reading + 3 counts) 100 kHz ≤ f ≤ 1 MHz: ± 5% of reading (10.0 µA – 8,500 µA)
	Range: 8.00 mA – 20.00 mA, frequency DC, 15 Hz – 100 KHz Resolution: 0.01 mA Accuracy: DC: 15 Hz ≤ f ≤ 100 MHz: ± 5% of reading (0.01 mA – 20.00 mA)
Touch Current Display (peak)	Range: 0.0 µA – 550 µA, frequency DC – 1 MHz Resolution: 0.1 µA Accuracy: ± (2% of reading + 2 µA) 15 Hz ≤ f ≤ 1 MHz, ± 10% of reading + 2 µA
	Range: 400 µA – 8,500 µA, frequency DC – 1 MHz Resolution: 1 µA Accuracy: ± (2% of reading + 2 µA) 15 Hz ≤ f ≤ 1 MHz, ± 10% of reading + 2 µA
	Range: 8.00 mA – 30.00 mA, frequency DC – 100 kHz Resolution: 0.01 mA Accuracy: ± (2% of reading + 3 counts) 15 Hz ≤ f ≤ 100 kHz, ± 10% of reading + 2 counts
MEASURING DEVICE MODULE	
MD1	UL544NP, UL484 , UL923, UL471, UL867, UL697
MD2	UL544P
MD3	IEC 60601-1
MD4	UL1563
MD5	IEC60990 Fig4 U2, IEC60950-1, IEC60335-1, IEC60598-1, IEC60065, IEC61010
MD6	IEC60990 Fig5 U3, IEC60598-1
MD7	IEC60950, IEC61010-1 FigA.2 (2 kohm) for Run function
External MD	Basic measuring element 1 kohm
MD Voltage Limit	70 VDC

DUT POWER	
AC Voltage	0.0 – 277.0 V
AC Current	40 A max continuous
AC Voltage High/Low Limit	Range: 0.0 – 277.0 V Resolution: 0.1 V/step
AC Voltage Display	Range: 0.0 – 277.0 V Resolution: 0.1 V/step Accuracy: ± (1.5% of reading + 2 counts), 30.0 – 277.0 V
Delay Time Setting	Range: 0.5 – 999.9 sec Resolution: 0.1 sec
Dwell Time Setting	Range: 0, 0.5 – 999.9 sec (0=Continuous) Resolution: 0.1 sec Accuracy: ± (0.1% of reading + 0.05 seconds)
Failure Protection	On Start-Up – Neutral Voltage Check (Neutral – V) Over current and ground current check (Line – OC)
GENERAL SPECIFICATIONS	
Memory	50 Memories, 30 steps per each memory File locations can link 900 steps max
Mechanical	Bench or rackmount with tilt-up feet
Interface	Standard: USB, RS-232 Optional: Ethernet, GPIB
Dimensions (W x H x D)	16.93" x 5.24" x 11.81" (430 x 133 x 300 mm)
Weight	26.45 lbs (12 kg)

Why We Use Counts

Associated Research publishes some specifications using "counts" which allows us to provide a better indication of the instrument's capabilities across measurement ranges. A count refers to the lowest resolution of the display for a given measurement range. For example, if the resolution for voltage is 1V then 2 counts = 2 V.

Specifications subject to change without notice.