


Disconnect and test terminals are an ideal choice for measuring control and regulatory circuits. The terminals provide a clear functional advantage for devices having utility instruments and associated transformers.

CKT4U and CKT4U/4 - disconnection is achieved by lifting the knife contact lever.

CKT4U/4 Terminal has standard screws on the upper level clamps and socket screws on the lower level clamps.



Specially designed socket head screws act as test/monitoring points in the CKT4U.

Important: The disconnecting device is not suitable for interrupting load. The supply must be switched off before operating the slide link/lever.



Disconnect and Test Terminal Blocks

CKT4U CKT4U/4



Terminal Width	6 mm			6 mm		
Height x Length	46 x 46.3 mm			46 x 46.3 mm		
Stripping Length	9 mm			9 mm		
Insulation Material	Polyamide 6.6			Polyamide 6.6		
Type of Connection	2 screw clamps			2 screw clamps		
Approvals						
Wire Range	22-10 AWG	0.2-4 sq.mm	22-10 AWG	22-10 AWG	0.2-4 sq.mm	22-10 AWG
Voltage Rating	600 V	800 V	600 V	600 V	800 V	600 V
Current Rating	16 A	28 A	30 A	20 A	20 A	20 A
Torque	7 lb-in	0.5 Nm	7 lb-in	7 lb-in	0.5 Nm	7 lb-in

Other Approvals					
-----------------	--	--	--	--	--

	Cat. No.	Std. Pk.	Cat. No.	Std. Pk.
Terminal Block	CKT4U	50	CKT4U/4	50
End Plate	EPCKT4U	50	EPCKT4U/4	50

DIN Rail for ordering information refer to pages 90-91		
--	--	--

End Stop for ordering information refer to page 92	CA702	50	CA702	50
	CA802	50	CA802	50

External Jumper	2 pole	CA714/2	100	CA714/2*	100
	3 pole	CA714/3	100	CA714/3*	100
	4 pole	CA714/4	50	CA714/4*	50
	10 pole	CA714/10	25	CA714/10*	25

Marking Tags	MT6	100	MT6	100
--------------	-----	-----	-----	-----

* Insulated External shorting links can be used only in the upper level clamping unit of the Terminal Block.