



5.00mm Pin Spacing – Fixed PCB Blocks

Pin Spacing: 5.00mm
 Orientation: Horizontal
 Clamp Type: Tubular Screw with Wire Protector
 Design: Modular



MHE-16xx

ELECTRICAL

	Current	Voltage	Wire Range
	16A	250V	22-14AWG

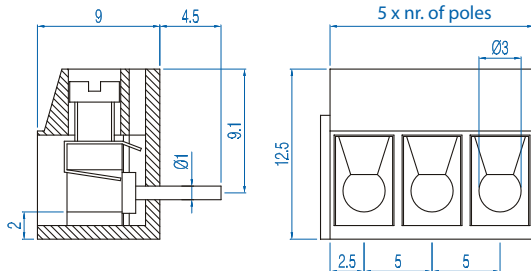
INSTALLATION DATA

Screw Size	M3	PCB Hole Size	1.3mm
Torque	0.5Nm (4.5 lbf-in.)	Stripping Lgth.	5.8mm


MATERIAL

Body	Glass-Filled Polyester	Screw	Galvanized Steel
Flammability Class	UL94V-0	Terminal	Tin-Plated Brass
Temperature Limit	130°C UL 125°C IEC	Wire Protector	CuSn6
Color	Black		

No. Poles	Cat. #	Length (mm)	Std. Pk.
2	MHE-162	10.0	100
3	MHE-163	15.0	100
4	MHE-164	20.0	50
5	MHE-165	25.0	50
6	MHE-166	30.0	50
7	MHE-167	35.0	50
8	MHE-168	40.0	50
9	MHE-169	45.0	50
10	MHE-1610	50.0	50
11	MHE-1611	55.0	50
12	MHE-1612	60.0	50
13	MHE-1613	65.0	20
14	MHE-1614	70.0	20
15	MHE-1615	75.0	20
16	MHE-1616	80.0	20
17	MHE-1617	85.0	20
18	MHE-1618	90.0	20
19	MHE-1619	95.0	20
20	MHE-1620	100.0	20
21	MHE-1621	105.0	20
22	MHE-1622	110.0	20
23	MHE-1623	115.0	20
24	MHE-1624	120.0	20





Pin Spacing: 5.00mm
 Orientation: Vertical
 Clamp Type: Box with Wire Protector
 Design: Modular



MBE-15xx

ELECTRICAL

	Current	Voltage	Wire Range
	10A	300V	30-16AWG
	17.5A	450V	1.5mm² Stranded 2.5mm² Solid

INSTALLATION DATA

Screw Size	M2.5	PCB Hole Size	1.5mm
Torque	0.4Nm (3.6 lbf-in.)	Stripping Lgth.	7.1mm

MATERIAL

Body	Polyamide	Screw	Galvanized Steel
Flammability Class	UL94V-0	Terminal	Tin-Plated Brass
Temperature Limit	105°C UL 125°C IEC	Wire Protector	Tin-Plated Bronze
Color	Green		

No. Poles	Cat. #	Length (mm)	Std. Pk.
2	MBE-152	10.0	100
3	MBE-153	15.0	100
4	MBE-154	20.0	50
5	MBE-155	25.0	50
6	MBE-156	30.0	50
7	MBE-157	35.0	50
8	MBE-158	40.0	50
9	MBE-159	45.0	50
10	MBE-1510	50.0	50
11	MBE-1511	55.0	50
12	MBE-1512	60.0	50
13	MBE-1513	65.0	20
14	MBE-1514	70.0	20
15	MBE-1515	75.0	20
16	MBE-1516	80.0	20
17	MBE-1517	85.0	20
18	MBE-1518	90.0	20
19	MBE-1519	95.0	20
20	MBE-1520	100.0	20
21	MBE-1521	105.0	20
22	MBE-1522	110.0	20
23	MBE-1523	115.0	20
24	MBE-1524	120.0	20

