


# CX SERIES


## SPRING TERMINAL BLOCKS

## MULTIPLE CONNECTION TERMINAL BLOCKS


### CX4/4



### CX6/3



### CX10/3



### Dimensions

Width	6 mm	8 mm	10 mm
Length	86.2 mm	82.2 mm	97.0 mm
Height w DIN Rail	35 x 7.5 mm 35 x 15 mm	38.0 mm 45.5 mm	43.0 mm 50.5 mm
		49.5 mm 57.0 mm	

### Technical Data/Ratings

Approvals						
Wire Size (solid   stranded)	24-10 AWG   0.2-4.0 mm <sup>2</sup>		24-8 AWG   0.2-6 mm <sup>2</sup>		24-6 AWG   0.2-10 mm <sup>2</sup>	
Voltage Rating	600 V   1000 V		600 V   1000 V		600 V   1000 V	
Current Rating	30 A   32 A		50 A   41 A		65 A   57 A	
Insulation Material	Polyamide 66		Polyamide 66		Polyamide 66	

### Installation Instructions

Wire Stripping Length	10 mm	10 mm	18 mm
Screwdriver	0.6X3.5 mm	0.8X4 mm	0.8x4 mm

### Terminal Blocks

	Cat. No.	Std. Pk.	Cat. No.	Std. Pk.	Cat. No.	Std. Pk.
<b>Grey (standard)</b>	<b>CX4/4</b>	50	<b>CX6/3</b>	50	<b>CX10/3</b>	50
Red R	CX4/4/R	50	CX6/3/R	50	CX10/3/R	50
Blue BU	CX4/4/BU	50	CX6/3/BU	50	CX10/3/BU	50
Black BL	CX4/4/BL	50	CX6/3/BL	50	CX10/3/BL	50
Orange O	CX4/4/O	50	CX6/3/O	50	CX10/3/O	50
Green G	CX4/4/G	50	CX6/3/G	50	CX10/3/G	50
Yellow Y	CX4/4/Y	50	CX6/3/Y	50	CX10/3/Y	50
White W	CX4/4/W	50	CX6/3/W	50	CX10/3/W	50

### Accessories

	Cat. No.	Std. Pk.	Cat. No.	Std. Pk.	Cat. No.	Std. Pk.
End Plate	EPCX4/4	20	EPCX6/3	20	EPCX10/3	20
Partition Plate	PPCX4/4	20	PPCX10/3	20	PPCX10/3	20
DIN Rail	2511120 CA701-15/S	20 20	2511120 CA701-15/S	20 20	2511120 CA701-15/S	20 20
End Stop	CA702 CA802 CA103	50 50 50	CA702 CA802 CA103	50 50 50	CA702 CA802 CA103	50 50 50
Shorting Link/ Jumpers	2 pole JX4/2 3 pole JX4/3 4 pole JX4/4 10 pole JX4/10	100 50 50 10	JX6/2 JX6/3 JX6/4 JX6/10	100 50 50 10	JX10/2 - - -	20 - - -
Warning Label	WLX4	100	WLX6	100	WLX10	100
Test Plug	TX4	50	TX6	50	TX10	50
Marking Tag	MT6	100	MT8	100	MT10	100