

# AF-OLK6 Series Fiber Optic Test kit

(Data Storage Kit)

Product: OLK6 Series

Date: Aug:2007

Rev: 01

## Description

The AF-OLK6 series test kits are the complete solution necessary for the installer to test, terminate, trouble shoot and document fiber optic systems. These test kits are designed to allow testing of all parameters of fiber optic networks, including output power levels from the fiber, coupled source power and attenuation loss in a cable. Plastic Optical Fiber and VCSEL test kits are also available. The POF kits have modular adapters on both the meter and the 665nm/650nm output of the source.

The AF-OLK61-MM is a test kit designed for multimode applications while the AF-OLK61-SM test kit is designed to test single-mode fiber optic cable. The AF-OLK62-D is designed for both multimode and single-mode applications. The AF-OLK6 series test kits come with the AF-OM200 series power meter. The meter is accompanied with the AF-OS420 for multimode applications and AF-OS430 for single-mode applications. A custom test kit can be made for any application. All kits include a carrying case, one connector adapter, cleaning wipes, power adjustment tool and instructional manual.



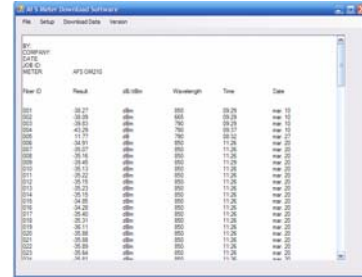
The AF-OM200 series meter stores 500+ readings and results. Using the supplied Windows® compatible software and USB or serial connection, test records may be transferred to a PC for storage, display, printing, and analysis. The AF-OM200 series meters accept thread-on style adapter caps. The AD100 (2.5mm universal adapter) comes standard with each kit. Other adapter caps required for operation must be ordered separately.

### Kit Highlights and Key Features

◦ Compact light weight carrying case	◦ Windows application software
◦ Storage of 500+ results	◦ Meter calibration certificate included
◦ dBm (absolute) + dB (relative) measurement	◦ Meter – display back light
◦ Meter - graphical display with testing guide	◦ Meter - auto power off
◦ Multimode and single mode applications	◦ Meter - N.I.S.T. traceable
◦ Zero reference with dBm value displayed	◦ On screen testing procedure guides
◦ 650nm, 790nm, 850nm, 1300nm, 1310nm & 1550nm	

## AF-OM200 Software Description

Advanced Fiber Solutions has developed this software package to accompany any AF-OM200 series meter. This windows based software package is an easy way to download and document the results that are stored in the memory of the AF-OM200 Series meter. The results can be printed directly from the software, or can be saved in a spreadsheet file format. The software also allows the user to edit the time on the AF-OM200 series meter. The software functionality couldn't be any easier, just turn the meter on, connect it to the computer using the serial cable provided in the kit and follow the easy instructions.



AF-OM200 Series Windows Software

## AF-OM200 Series Power Meter Description

The AF-OM200 series Fiber Optic Power Meter has the same high performance as the AF-OM100 series with the added advantage of a user selectable choice of 0.1 or 0.01 resolution, on board memory and a serial port connection for communication with a PC. PC software accompanies the meter for easy documentation of testing results. The AF-OM200 series is calibrated to +/-0.25dB of the NIST standard for each wavelength through the dynamic range of the meter. The AF-OM200 series is designed to measure loss (attenuation) and output power of both multimode and single-mode systems. The AF-OM200 series detectors are potted in a threaded housing for versatility and allows the user to interchange adapters for numerous connector types.



AF-OM200 Series Power Meter

**Highlighted Feature:** All our power meters features an on screen testing procedure guide field for quick reference making testing a breeze!

## AF-OS400 Series Light Source Description

The AF-OS400 series sources offer a complete line of sources for any testing application. Whether testing outside plant or premise an AF-OS400 series optical source will be perfect when combined with an AF-OM200 series optical power meter. On each source all wavelengths are individually adjustable, with the exception of the AF-OS405, allowing the user to use less battery power when high optical output power is not necessary, or to turn up the power to test long runs. This also makes it possible for the AF-OS420 LED source to test single-mode cables up to 5km at 1300nm.



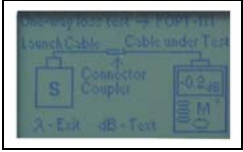
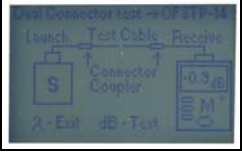
AF-OS400 Series Power Meter

# Technical Specifications OM200 Series Power Meters



Optical Specification	AF-OM210	AF-OM220	AF-OM230
Calibrated Wavelengths	650nm, 790nm & 850nm	850nm, 1300nm, 1310nm & 1550nm	1310nm & 1550nm
Measurement Range	+3dBm to -55dBm	+3dBm to -55dBm	+20dBm to -40dBm
Detector Type	3mm. Silicon (Si)	2mm. Germanium (Ge)	Ger High Power
Applications	Multimode, Premise and Plastic	Single-mode, Multimode, Outside plant and Premise	Single-mode, Long wavelengths, CATV
<b>All Units</b>			
Accuracy (@25°C, -20.0dBm)	±0.25 dB		
Measurement Units	dBm (absolute) - dB (relative)		
Resolution	0.1 dB or 0.01 User Selectable		
Storage	500 Readings with Time and Date Stamp		
Controls	7 Soft Buttons		
Buttons	On/Off, Backlight, λ↑, dB-dBm/↓, Zero Reference/Select, Save/Delete, Test/Results		
USB and Serial Interface	Yes		
PC Software	Advanced Fiber Solutions Database Documentation Software		
Power	2AA Batteries or AC Power Converter		
Low Battery Indicator	Yes		
Display	Graphical LCD with Backlight		
Adaptor Options	ST, SC, FC, 2.5mm Universal & LC (other adapters also available)		
Auto-Shutdown	Yes		
Protective Rubber Boot	Yes		
Testing Reference Guide	Yes		
Enclosure Size	Compact Handheld (L-4.94"/W-2.75"/H-1.2")		

<b>Temperature Specifications</b>	
Operation Temperature	-10°C to +50°C (45% Hum, non condensing)
Storage Temperature	-20°C to +60°C (75% Hum, non condensing)

<b>On Screen Testing Procedure Guides</b>	
 <p>One Way Loss Test</p>	 <p>Two way loss testing guide</p>

# Technical Specifications OS400 Series Light Sources



Optical Specification	AF-OS417-MD	AF-OS420	AF-OS430
Wavelengths ( $\lambda$ )	650nm & 850nm	850nm & 1300nm	1310nm & 1550nm
Wavelength Range	850nm $\pm$ 30nm	850nm $\pm$ 30nm 1300nm $\pm$ 30nm	1310nm $\pm$ 5nm 1550nm $\pm$ 5nm
Output Type	LED	LED	Laser
Applications	Plastic, Large core multimode fibers	Premises, campus cabling networks with multimode	Single mode, outside plant and long haul applications
Output Power	>-20.0dBm @ 850 into 62.5 micron fiber	>-20.0dBm @850 & 1300 Into 62.5 micron fiber	>-8.0dBm @1310 & 1550 Into single mode fiber
Stability per hour (after 5 min warm up)	Less than 0.5 dB	Less than 0.05 dB	Less than 0.05 dB
Connector Style	Modular 650nm ST 850nm	ST 1300nm ST 850nm	ST/FC or SC
Modulated Frequencies	N/A	N/A	2Khz
<b>All Units</b>			
Protective Rubber Boot	Yes		
Enclosure Size	Compact Handheld (L-4.94"/W-2.75"/H-1.2")		

<b>Temperature Specifications</b>	
Operation Temperature	-10°C to +50°C (45% Hum, non condensing)
Storage Temperature	-20°C to +60°C (75% Hum, non condensing)

Kit Part Number	Meter	Source	Application
AF-OLK61-MM	AF-OM220	AF-OS420	Multimode
AF-OLK61-SM-ST	AF-OM220	AF-OS430-ST	Single Mode
AF-OLK61-SM-FC	AF-OM220	AF-OS430-FC	Single Mode
AF-OLK61-SM-SC	AF-OM220	AF-OS430-SC	Single Mode
AF-OLK62-D-ST	AF-OM220	AF-OS430-ST, AF-OS420	Single Mode, Multimode
AF-OLK62-D-FC	AF-OM220	AF-OS430-FC, AF-OS420	Single Mode, Multimode
AF-OLK62-D-SC	AF-OM220	AF-OS430-SC, AF-OS420	Single Mode, Multimode
AF-OLK61-P	AF-OM210	AF-OS417-MD	POF and Multimode
AF-OLK63-SM-ST	AF-OM230	AF-OS430-ST	CATV Single Mode
AF-OLK63-SM-FC	AF-OM230	AF-OS430-FC	CATV Single Mode
AF-OLK63-SM-SC	AF-OM230	AF-OS430-SC	CATV Single Mode
AF-OLK63-D-ST	AF-OM230	AF-OS430-ST, AF-OS420	CATV Single Mode, Multimode
AF-OLK63-D-FC	AF-OM230	AF-OS430-FC, AF-OS420	CATV Single Mode, Multimode
AF-OLK63-D-ST	AF-OM230	AF-OS430-SC, AF-OS420	CATV Single Mode, Multimode
Kit Content			
Meter, Source, AD-100 (2.5mm adapter), Batteries, Alco wipes, Trim tool, Manual, Meter calibration cert, AFS Meter Windows® Compatible Software, USB to Serial cable and Serial to Meter cable.			

Note: Advanced Fiber Solutions, Inc offers a full line of connector adapters along with accessory options such as our new 200 power optical inspection microscope. Please contact a distributor for more information.