

CURRENT MEASUREMENT PROBES

DIGITAL FLEXPROBE®

MODELS 400D & 4000D

Provide a welcomed solution when accessing electrical conductors in tight places



MINIFLEX:
400D-10 (10" probe)



MINIFLEX:
4000D-14 (14" probe)



MINIFLEX:
400D-24 (24" probe)
4000D-24 (24" probe) (shown)



SPECIFICATIONS

MODEL	400D-10 & 400D-24	4000D-14 & 4000D-24
ELECTRICAL		
Display Range	4A _{AC} , 40A _{AC} , 400A _{AC}	40A _{AC} , 400A _{AC} , 4000A _{AC}
Measurement Range	0.020 to 3.999A, 4.00 to 39.99A 40.0 to 399.9A	0.20 to 39.99A, 40.0 to 399.9A, 400 to 3999A
Resolution	1mA, 10mA, 100mA	10mA, 100mA, 1A
Sensor Diameter	400D-10: Ø 2.75" (70mm) 400D-24: Ø 8" (190mm)	4000D-14: Ø 3.94" (100mm) 4000D-24: Ø 8" (190mm)
Sensor Length	400D-10: Ø 10" (250mm) 400D-24: Ø 24" (610mm)	4000D-14: Ø 14" (350mm) 4000D-24: Ø 24" (610mm)
Bandwidth	10Hz to 3kHz	
MECHANICAL		
Power Supply	2 x 1.5V AAA / LR3 batteries	
Weight	Approx. 0.29lbs (130g) MiniFlex	
Casing Dimensions	3.94 x 2.36 x 0.79" (100 x 60 x 20mm)	
Connection Cable Length	6 ft (1.8m)	
ENVIRONMENTAL		
Operating Temperature	32° to 122°F (0° to 50°C)	
SAFETY		
Safety	IEC 61010, 600V CAT IV	

FEATURES

- Easy access and measurement, even in confined spaces
- Measurement from 20mA_{AC} to 4000A_{AC} (model dependent)
- Available with 10", 14" and 24" sensor lengths
- Sensor diameter 2.75" (70mm) to 8" (190mm) (model dependent)
- Resolution down to 1mA (model dependent)
- HOLD feature
- Direct reading
- Compact and simple to use
- Flexible current sensor
- True RMS
- Safety rating of 600V CAT IV

ACCESSORIES

CATALOG #5000.44

MultiFix (universal mounting system) for use with models 5231, 5233, 400D, and 4000D

PRODUCT INCLUDES




Digital FlexProbe®, (2) AAA batteries and a user manual.

CATALOG NO.	DESCRIPTION
2153.31	Digital FlexProbe® Model 400D-10 w/6' Lead (TRMS, 4A _{AC} , 40A _{AC} , 400A _{AC})
2153.36	Digital FlexProbe® Model 400D-24 w/6' Lead (TRMS, 4A _{AC} , 40A _{AC} , 400A _{AC})
2153.32	Digital FlexProbe® Model 4000D-14 w/6' Lead (TRMS, 40A _{AC} , 400A _{AC} , 4000A _{AC})
2153.35	Digital FlexProbe® Model 4000D-24 w/6' Lead (TRMS, 40A _{AC} , 400A _{AC} , 4000A _{AC})



CURRENT MEASUREMENT PROBES

GENERAL PURPOSE PROBES SELECTION CHART

Series	Model	Ratio	Measurement Range		Output Signal		Phase Shift**	Maximum Conductor Size		Output Connection	Catalog No.	
			AC	DC	Current	Voltage		Ø Cable	Bus Bar			
	MN01	1000:1	2 to 150A		1mA/A*	–	N/A	0.39" (10mm)	N/A	Leads	2129.17	
	MN02		50mA to 100A 50mA to 90A			–					2129.20	
	MN03	2 to 100A		–	1mV/A	2129.18						
	MN05	–	5mA to 10A 1 to 100A		–	1mV/A 1mV/A					2129.19	
	MN103	–	1mA to 10A 1 to 100A		–	1mV/A 1mV/A					1031.02	
	MN106	1000:1	2 to 150A		1mA/A	–	<10°	0.47" (12mm)	N/A	Leads	1031.17	
	MN114	–	1mA to 10A		–	100mV/A	<8°				2110.71	
	MN185	1000:1	50mA to 120A		1mA/A	–	<3.5°				Jacks	100.185
	MN213		0.5 to 240A		1mA/A*	–	<2.5°				N/A	Leads
MN251	–	0.1 to 24A 0.1 to 240A		–	1mV/A	2115.77						
MN253		0.5 to 240A		–	10mV/A	2115.79						
MN255		10mA to 12A		–	100mV/A	2115.81						
MN291	1000:1	0.1 to 200A		–	100mVdc/Aac	N/A	2115.84					
MN307		0.1 to 150A		–	100mV/A	2116.23						
MN312	1000:1	0.1 to 200A		1mA/A*	–	<2.5°	0.78" (19.8mm)	Jacks	2116.24			
MN313		0.1 to 150A		–	10mV/A	2116.25						
MN352	–	0.01 to 2.4A 0.1 to 200A		–	1000mV/A 10mV/A	<3°	Leads	2116.26				
MN353		0.1 to 10A		–	100mV/A	<1.5°		2116.27				
MN373	–	5mA to 6A 0.1 to 120A		–	200mV/A 10mV/A	<1.5°	2116.28					
MN375		10mA to 1.5A 50mA to 60A		–	1mV/mAac/dc 10mV/Aac/dc	<1°	0.46" (11.8mm)	Jacks	2115.41			
MN379	–	10mA to 1.5A 50mA to 60A		–	1mV/mAac/dc 10mV/Aac/dc	<1°	0.46" (11.8mm)	Leads	2153.01			
SL206	–	10mA to 1.5A 50mA to 60A		10mA to 2A 50mA to 80A	–	1mV/mAac/dc 10mV/Aac/dc	<1°	0.46" (11.8mm)	Leads	1201.45		
	MD301	1000:1	2 to 500A		–	1mVdc/Aac	N/A	1.18" (30mm) 2 x 500kcmil	2.48 x 0.20" (63 x 5mm)	Leads	1201.07	
	MD305		1 to 600A		1mA/A*	–	<1°				1201.36	

*Output Protection for open secondary





**Phase shift indicated at maximum rating

Note: Models MN103, MN106, MN114 & MN185 are not CE compliant. MN200 & MN300 series are UL approved.

Consult factory for NIST Calibration price.

CURRENT MEASUREMENT PROBES

GENERAL PURPOSE PROBES SELECTION CHART

SERIES	MODEL	RATIO	MEASUREMENT RANGE		OUTPUT SIGNAL		PHASE SHIFT**	MAXIMUM CONDUCTOR SIZE		OUTPUT CONNECTION	CATALOG NO.
			AC	DC	CURRENT	VOLTAGE		Ø CABLE	BUS BAR		
	MR415	-	0.5 to 400A	0.5 to 600A	-	1mV/A	≤1.5°	1.18" (30mm)	2 bus bar 1.24 x 0.39" (31.5 x 10mm)	5 ft (1.5m) Lead	1200.80
	MR416		0.5 to 40A 0.5 to 400A	0.5 to 60A 0.5 to 600A		10mV/A 1mV/A	≤2.2° ≤1.5°				1200.82
	MR525		0.5 to 1000A	0.5 to 1400A		1mV/A	≤1.5°	1.53" (39mm)	2 bus bar 1.96 x 0.19" (50 x 5mm)		1200.81
	MR526		0.5 to 100A 0.5 to 1000A	0.5 to 150A 0.5 to 1400A		10mV/A 1mV/A	≤2° ≤1.5°				1200.83
	SR600	1000:1	0.1 to 1000A	-	1mA/A	-	<0.5°	2.05" (52mm)	1.96 x 0.19" (50 x 5mm)	Jacks	2113.42
	SR601				1mA/A*					2113.43	
	SR604				1mA/A*					Leads	2113.44
	SR634	250:5 500:5 1000:5	1 to 250A 1 to 500A 1 to 1000A	20mA/A 10mA/A 5mA/A*	<1°	Jacks	2113.48				
	SR651	-	0.1 to 1000A	-	1mV/A	<0.5°	Jacks			2113.45	
	SR701	1000:1	1mA to 1000A	-	1mA/A*	-	<0.7°			2116.29	
	SR704									2116.30	
	SR752	0.1 to 1000A	1mV/A	Leads	2116.32						
	SR759	1mA to 1A 10mA to 10A 0.1 to 100A 1 to 1000A	1000mV/A 100mV/A 10mV/A 1mV/A	<1°	2116.33						
	K100	-	0.1mA to 3A	0.05mA to ±4A	-	1mV/mA	N/A	0.18" (4.5 mm)	N/A	Plugs	1200.67
	K110		0.1mA to 300mA	0.05mA to ±450mA		10mV/mA				2111.73	
	LM102	1000:1	50mA to 200A	-	1mA/A*	-	<3°	0.63" (16 mm)	-	Leads	2153.04
	LM103	-	0.1 to 200A	-	-	1mV/A				2153.05	

*Output Protection for open secondary

**Phase shift indicated at maximum rating

Note: Not all SR series probes are UL approved; please consult factory.
Consult factory for NIST Calibration price.



OUTPUT TERMINATIONS

Lead with BNC

Insulated 6.5 ft (2m) coaxial cable with insulated BNC connector rated 600Vrms



Jacks

Two standard safety banana jacks (4mm)



Leads

Double/reinforced 5 ft (1.5m) leads with 4mm safety banana plug







Shrouded Banana Plugs

Two 4mm safety banana plugs; standard 3/4" (19mm) spacing










AMPFLEX® AND MINIFLEX® PROBES - SELECTION CHARTS

SERIES	MODEL	RATIO	MEASUREMENT RANGE	OUTPUT SIGNAL	MAXIMUM CONDUCTOR SIZE	CATALOG NO.
	MF 300-6-2-10-HF	-	30A / 300A	100mV/A, 10mV/A	1.77" (45mm)	2126.83
	MF 300-10-2-10-HF	-			2.95" (70mm)	2126.84
	MA114	-	3A / 30A / 300A / 3000A	1mV/mA, 100mV/A 10mV/A, 1mV/A	4" (101mm)	2153.41
	300-24-2-10	-	30A / 300A	100mV/A, 10mV/A	7.48" (190mm)	2112.88
	1000-24-1-1	-	1000A	1mV/A		2112.39
	1000-24-2-1	-	100A / 1000A	10mV/A, 1mV/A		2112.98
	1000-36-2-1	-			11" (290mm)	2113.00
	3000-24-1-1	-	3000A	1mV/A	7.48" (190mm)	2112.46
	3000-36-1-1	-			11" (290mm)	2112.48
	3000-24-2-1	-	300A / 3000A	10mV/A, 1mV/A	7.48" (190mm)	2113.05
	3000-36-2-1	-			11" (290mm)	2112.00
	3000-48-2-1	-			15" (390mm)	2112.01
	6000-36-2-0.1	-	600A / 6000A	1mV/A, 0.1mV/A	11" (290mm)	2113.21
	30000-24-2-0.1	-	3000A / 30,000A			2113.33
	24-3001	-	300A / 3000AAC	10mV/A, 1mV/A	7.48" (190mm)	2120.81

Note: Consult factory for NIST Calibration price

OSCILLOSCOPE & BNC TERMINATED PROBES

MODEL	MEASUREMENT RANGE		OUTPUT SIGNAL VOLTAGE	PHASE SHIFT*	MAXIMUM CONDUCTOR SIZE		OUTPUT CONNECTION
	AC	DC			Ø CABLE	BUS BAR	
 SL261	100mA to 10A 1 to 100A		100mV/A 10mV/A	<1.5°	0.46" (11.8mm)	N/A	6.6 ft (2m) Lead w/BNC
 MN261	0.1 to 24A 0.5 to 240A	—		<2.5°	0.78" (19.8mm)		
 SR661	0.1 to 12A 0.1 to 120A 1 to 1200A		<1°	2.05" (52mm)	1.96 x 0.19" (50 x 5mm)		
 MN251T MN379T	0.5 to 240A		1mV/A	<2.5°	0.78" (20mm)	0.78" (20mm)	10 ft (3m) Lead w/BNC
	0.005 to 6A	200mV/A	<4°				
	0.1 to 120A	10mV/A	<2.2°				
 MH60	0.5 to 140A	0.5 to 100A	10mV/A	<1°	1.02" (26mm)	N/A	6.6 ft (2m) Lead w/BNC
 MR417	0.5 to 40A 0.5 to 400A	0.5 to 60A 0.5 to 600A	10mV/A 1mV/A	≤2.2° ≤1.5°	1.18" (30mm)	2 bus bar 1.24 x 0.39" (31.5 x 10mm)	
 MR527	0.5 to 100A 0.5 to 1000A	0.5 to 150A 0.5 to 1400A		≤2.2° ≤1.5°	1.53" (39mm)	2 bus bar 1.96 x 0.19" (50 x 5mm)	

*Phase shift indicated at maximum rating. Note: All probes are rated 600V CAT III and CE compliant. Not all models are UL approved; please consult factory. Consult factory for NIST Calibration price.